



DAILY MARKET INFORMATION REPORT – WEDNESDAY AUGUST 9, 2023

ONTARIO DIRECT TO PACKER RAILGRADE CATTLE TRADE

Prices are on a carcass weight basis before grade and weight discounts:

A Grade Steers	389.00- Delivery the week of September 4 th
A Grade Heifers	388.00- Delivery the week of September 4 th

ONTARIO LIVE CATTLE TRADE

Today at Ontario Livestock Exchange: **471 stockers**

Steers	Price Range	Top	Heifers	Price Range	Top
1000+	286.00-310.00		800+	N/T	
800-1000	307.50-325.00	340.00	600-800	200.00-242.50	

Feeder cattle sold actively at stronger prices. Vaccinated Stocker Sales Every Wed at 1:00 p.m.

Today at Ontario Stockyards Inc: **25 Fed Steers & Heifers, 170 Cows & Bulls**

	Price Range	Top
Fancy Fed Steers & Heifers	N/T	
Good to Choice Fed Cattle	228.00-230.00	232.00
Aged & Medium Fed Cattle	N/A	
Beef Cows	130.00-174.00	189.00
Dairy Cows	115.00-143.00	159.00
Export Cows	105.00-115.00	
Bulls	148.00-179.00	181.00

All classes of cattle sold fully steady. 250 Stockers are expected for Thursday's sale. Stocker Sales Every Thurs at 11:00 a.m.

At Denfield Livestock Exchange Inc.: **August 8, 2023: 75 Fed Cattle, 31 Veal, 46 Cows, 2 Bulls**

	Price Range	Average	Top
Large & Medium Frame Fed Steers +1250 lbs	225.00-244.50	237.40	278.00
Large & Medium Frame Fed Heifers +1000 lbs	224.00-241.00	234.78	260.00
Cows	104.00-134.00	116.47	141.00
Veal +600 lbs	144.00-186.00	164.73	198.50

With quality considered the fed cattle market was slightly lower. Beef cows sold slightly lower while Holstein cows traded steady. Right weight veal calves sold slightly higher and drop calves traded steady.

Ontario auction sales on **Tuesday** saw weighted prices for:

	Volume	Price Range	Average	Top
Large & Medium Frame Fed Steers +1250 lbs	44	219.55-241.55	232.70	278.00
Large & Medium Frame Fed Heifers +1000 lbs	34	208.47-239.59	229.60	260.00
Fed Steers, Dairy & Dairy Cross +1250 lbs	14	225.71-233.61	228.45	236.50
Fed Heifers, Dairy & Dairy Cross +1000 lbs	27	186.81-215.33	205.66	235.50
Cows	670	99.83-146.32	121.67	214.00
Bulls under 1600 lbs	9	120.33-168.78	149.83	189.00
Bulls over 1600 lbs	23	157.69-177.21	167.63	188.00
Veal 600 lbs and over	419	176.91-213.38	194.09	247.50
Veal 125 lbs and under	155	140.57-554.56	231.15	869.57

To check out individual auction market results on the BFO website go to <http://www.ontariobeef.com/markets/marketreports.aspx>

ONTARIO STOCKER & FEEDER TRADE

Stocker sale at Community Livestock Exchange: **August 8, 2023: 93 Stockers**

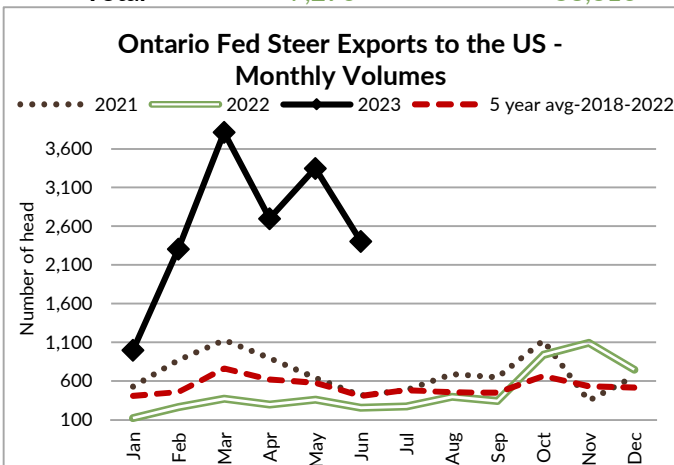
Steers	Price Range	Average	Top	Heifers	Price Range	Average	Top
700-799	264.99-275.00	272.40	275.00	400-499	220.00-342.49	285.09	342.49
600-699	282.50-345.00	317.30	345.00				
500-599	241.99-412.99	357.20	412.99				
400-499	225.00-429.99	371.09	429.99				

Stocker sale at Renfrew Pontiac Livestock: **August 8, 2023: 68 Stockers**

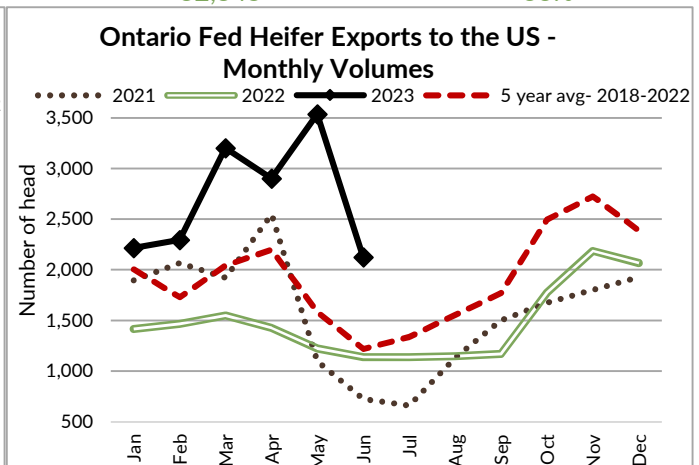
Steers	Price Range	Average	Top	Heifers	Price Range	Average	Top
700-799	289.99-320.00	314.69	320.00	700-799	150.00-285.99	249.80	285.99
600-699	254.99-354.99	313.79	354.99	600-699	272.00-314.99	283.09	314.99
500-599	312.99-364.99	326.29	364.99	500-599	254.99-327.99	314.29	327.99
400-499	310.00-379.00	265.20	379.00				

MONTHLY LIVE CATTLE EXPORTS TO THE U.S. FROM ONTARIO (Canfax/Stats Canada)

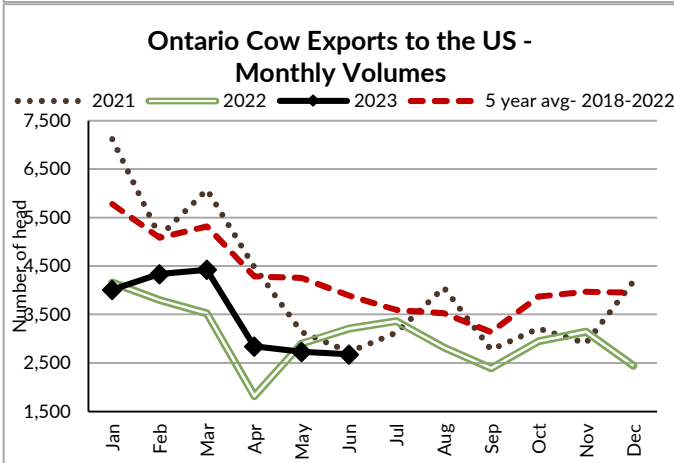
	June 2023	YTD 2023	Jan 1-June 2022	% change from 2022
Steers	2,406	15,577	1,685	+824%
Heifers	2,124	16,270	8,227	+98%
Cows	2,681	21,030	19,414	+8%
Bulls	79	223	139	+60%
Feeders	0	510	2,880	-82%
Total	7,290	53,610	32,345	+66%



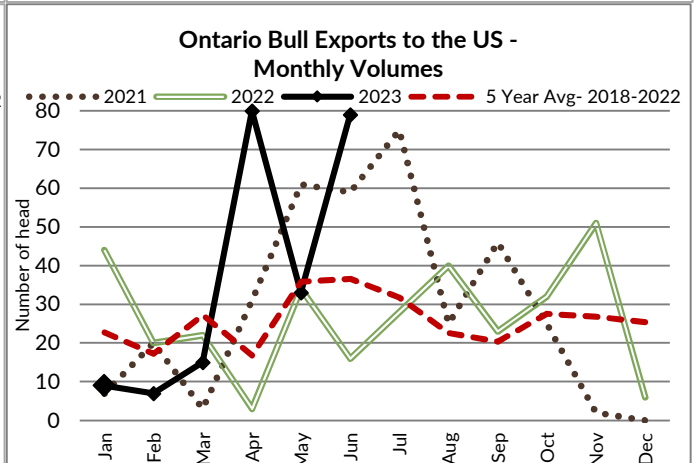
Source: Statistics Canada & Canfax



Source: Statistics Canada & Canfax



Source: Statistics Canada & Canfax



Source: Statistics Canada & Canfax

U.S. BOXED BEEF CUT-OUT VALUES (U.S. FUNDS)

	Choice 600-900	Select 600-900
Cutout Values (noon estimate):	303.91	277.98
Change (from yesterday's close):	+1.52	+1.82
Current Five Day Average:	302.17	276.69

ALBERTA DIRECT TRADE

Alberta direct trade is quiet with no new business to report. This week's offering is reported by Canfax as smaller in volume than the previous week.

U.S. TRADE (U.S. FUNDS)

The **U.S. cash cattle trade** remains untested with the exception of 45 head selling in Iowa on Tuesday at \$292.00 dressed, but not enough sold to establish a market. Today bids in Nebraska are steady at \$295.00 dressed but no selling interest has developed. Asking prices remain undefined but are expected to be higher than last week. Active trade is not expected to develop before Thursday at the earliest.

At the Central Stockyards online auction there were 2,124 head on offer, in 16 lots with delivery in 1-21 days with one lot for the first two weeks in September. All cattle were left unsold with bids at \$175.00 live well below reserve bids from \$181.00-\$184.00. Two lots of black Angus heifers were asking \$210.00 live but received no bids.

Choice and Select Steers and Heifers:

Live	N/T
Rail	292.00-45 head Tuesday

CHICAGO MERCANTILE EXCHANGE

Closing quotes on futures **today** were as follows:

Live Cattle			Feeder Cattle			Corn		
Aug	180.57	+0.87	Aug	247.15	+1.15	Sep	4.810	-4.6
Oct	181.70	+0.80	Sep	250.62	+1.20	Dec	4.940	-4.4
Dec	185.50	+0.30	Oct	252.15	+0.92	Mar	5.082	-4.0
Feb	189.17	+0.07	Nov	252.57	+0.60	May	5.164	-3.6
Apr	191.77	+0.12	Jan	251.65	+0.42	Jul	5.210	-3.6
Jun	185.52	+0.17	Mar	252.72	+0.52	Sep	5.126	-2.0
Soybeans			Soft Red Winter Wheat			Canadian \$		
Aug	14.314	+1.4	Sep	6.350	-21.2	Spot	74.53	+0.01
Sep	13.552	+1.6	Dec	6.616	-19.6	Sep	74.58	+0.02
Nov	13.084	+2.4	Mar	6.876	-17.6	Dec	74.67	+0.02
Jan	13.184	+2.6	May	7.030	-15.4	Mar	74.76	+0.02
Mar	13.212	+3.4	Jul	7.074	-14.2	Jun	74.80	+0.01
May	13.250	+3.6	Sep	7.184	-13.2	Sep	74.79	+0.02

Beef Farmers of Ontario | Phone: 519.824.0334 | Fax: 519.824.9101 | Email: markets@ontariobeef.com