



DAILY MARKET INFORMATION REPORT – WEDNESDAY SEPTEMBER 6, 2023

ONTARIO DIRECT TO PACKER RAILGRADE CATTLE TRADE

Prices are on a carcass weight basis before grade and weight discounts:

A Grade Steers	No new trade was reported. Bids were reported at \$389.00 dressed with delivery the week of Sept 18 th . Reports that some producers are holding out for higher prices was noted.
A Grade Heifers	No new trade was reported. Bids were reported at \$388.00 dressed with delivery the week of Sept 18 th .

ONTARIO LIVE CATTLE TRADE

Today at Ontario Livestock Exchange: **436 stockers**

Steers	Price Range	Top	Heifers	Price Range	Top
1000+	284.00-315.00		900+	279.00-281.00	
800-1000	298.00-334.00				

Feeder cattle sold at steady prices. Vaccinated Stocker Sales Every Wed at 1:00 p.m.

Today at Ontario Stockyards Inc: **20 Fed Steers & Heifers, 130 Cows & Bulls**

	Price Range	Top
Fancy Fed Steers & Heifers	N/A	
Good to Choice Fed Cattle	N/A	
Aged & Medium Fed Cattle	N/A	
Beef Cows	124.00-176.00	213.00
Dairy Cows	115.00-150.00	177.00
Export Cows	100.00-115.00	
Bulls	160.00-200.00	206.00

Cows and bulls traded steady. Fat cattle also sold steady. 400 Stockers are expected for Thursday's sale. Stocker Sales Every Thurs at 11:00 a.m. Sept 28th @ 11:00 am- First Special Fall Yearling Sale! (in conjunction with regular sale)

At Denfield Livestock Exchange Inc.: **September 5, 2023: 128 Fed Cattle, 50 Cows, 1 Bull**

	Price Range	Average	Top
Large & Medium Frame Fed Steers +1250 lbs	229.00-256.00	234.99	256.00
Large & Medium Frame Fed Heifers +1000 lbs	233.00-240.00	237.08	254.50
Cows	95.00-138.00	119.66	164.00
Veal +600 lbs	N/T		

Fed cattle traded barely steady this week. Cull cows sold steady. Drop calves sold slightly easier on the market. Sept 23rd @ 11:00 am- Special Vaccinated Calf & Yearling Sale!

Ontario auction sales on **Tuesday** saw weighted prices for:

	Volume	Price Range	Average	Top
Large & Medium Frame Fed Steers +1250 lbs	41	227.46-249.34	233.31	256.00
Large & Medium Frame Fed Heifers +1000 lbs	97	222.06-238.13	232.03	254.50
Fed Steers, Dairy & Dairy Cross +1250 lbs	15	219.00-229.60	226.25	234.50
Fed Heifers, Dairy & Dairy Cross +1000 lbs	33	190.73-226.70	214.19	235.75
Cows	467	104.55-148.99	127.11	211.00
Bulls under 1600 lbs	10	146.60-186.49	168.19	275.00
Bulls over 1600 lbs	19	150.45-187.79	172.32	206.00
Veal 600 lbs and over	295	204.74-237.00	219.59	246.00
Veal 125 lbs and under	154	184.26-599.94	375.75	1019.42

To check out individual auction market results on the BFO website go to <http://www.ontariobeef.com/markets/marketreports.aspx>

ONTARIO STOCKER & FEEDER TRADE

Stocker sale at Community Livestock Exchange: **September 5, 2023: 73 Stockers**

Steers	Price Range	Average	Top	Heifers	Price Range	Average	Top
600-699	227.49-395.00	323.20	395.00	500-599	225.00-357.50	314.69	357.50
500-599	300.00-415.00	362.59	415.00	300-399	329.99-364.99	356.30	364.99
400-499	275.00-472.49	420.39	472.49				
399-	337.50-367.49	360.80	367.49				

Sept 15th @ 11:00 am- Quinte Cattlemen's Association Special Fall Stocker Sale!

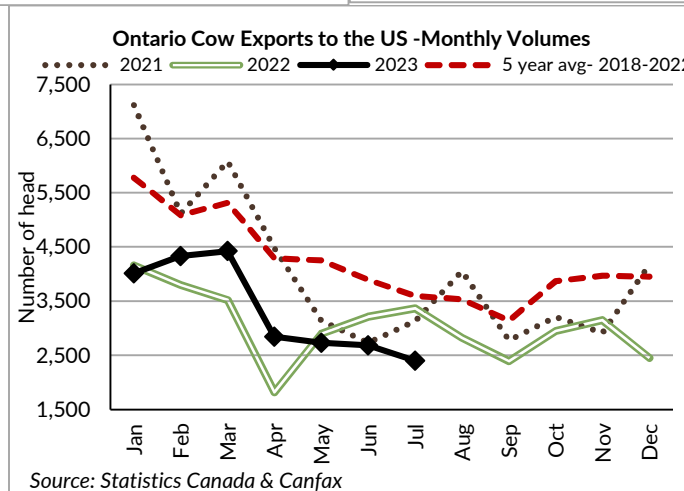
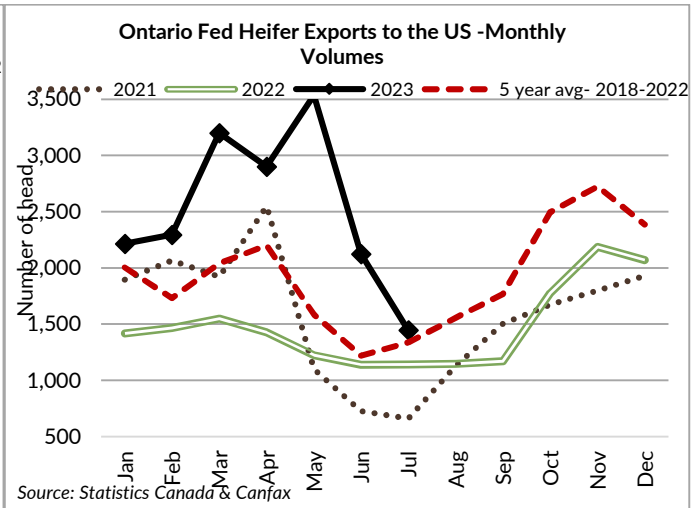
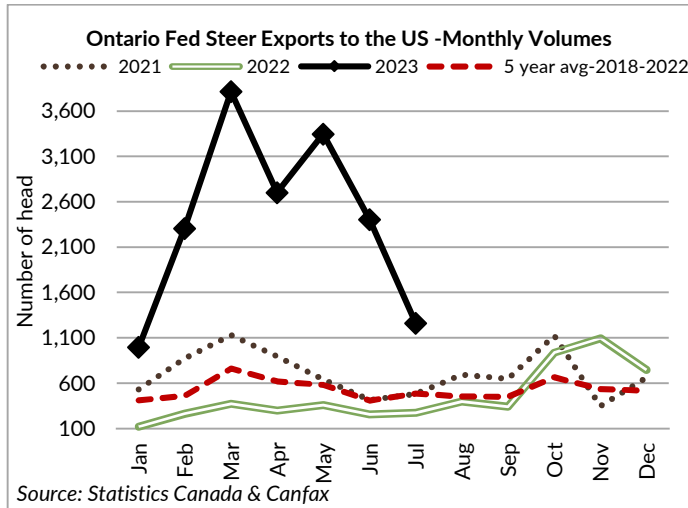
Stocker sale at Keady Livestock Market: **September 5, 2023: 576 Stockers**

Steers	Price Range	Average	Top	Heifers	Price Range	Average	Top
1000+	303.00-316.00	308.32	316.00	900+	215.00-298.00	268.86	298.00
900-999	308.50-328.00	320.20	332.50	800-899	290.00-301.00	294.05	301.00
800-899	300.00-354.00	335.17	354.00	700-799	302.50-339.00	327.27	339.00
700-799	345.00-386.00	363.68	400.00	600-699	317.50-365.00	350.34	365.00
600-699	368.00-394.00	378.85	394.00	500-599	267.50-361.00	314.25	361.00
500-599	370.00-390.00	376.50	390.00				

All classes of stocker and feeder cattle sold fully steady. Sept 29th @ 9:00 am- Special Grass Yearling Sale! (selling on an overnight stand)

Stocker sale at Renfrew Pontiac Livestock: **September 5, 2023: 76 Stockers**

Steers	Price Range	Average	Top	Heifers	Price Range	Average	Top
800-899	297.50-307.50	299.50	307.50	600-699	299.00-306.00	302.00	306.00
600-699	317.49-420.00	276.60	420.00	500-599	270.00-339.00	318.19	339.00
500-599	304.99-375.00	329.70	375.00				
400-499	322.50-327.49	324.19	327.49				



MONTHLY LIVE CATTLE EXPORTS TO THE U.S. FROM ONTARIO (Canfax/Stats Canada)

	July 2023	YTD 2023	Jan 1-July 2022	% change from 2022
Steers	1,263	16,840	1,961	+759%
Heifers	1,449	17,716	9,368	+89%
Cows	2,402	23,432	22,780	+3%
Bulls	19	242	167	+45%
Feeders	0	510	2,890	-82%
Total	5,130	58,740	37,166	+58%

U.S. BOXED BEEF CUT-OUT VALUES (U.S. FUNDS)

	Choice 600-900	Select 600-900
Cutout Values (noon estimate):	315.62	289.38
Change (from yesterday's close):	+0.14	-0.16
Current Five Day Average:	314.65	289.66

ALBERTA DIRECT TRADE

Alberta direct trade remains at a standstill however packer interest is expected to develop this afternoon. Canfax reports that asking prices are sitting around \$395.00-\$400.00 cwt delivered on a dressed basis.

U.S. TRADE (U.S. FUNDS)

The **U.S. cash cattle trade** saw a light scattered test on Tuesday afternoon in the north at \$288.00-\$289.00 dressed in Nebraska, down around \$2.00-\$3.00 from last week on average and \$183.00-\$185.00 live in Iowa, steady to \$1.00 easier but not enough were sold to establish a market trend. Today a couple of bids have resurfaced in Nebraska at \$288.00 cwt dressed but no selling interest has developed. Asking prices in the south are sitting at \$180.00 plus live while the north remains undefined. Sharply higher cattle futures today could result in higher asking prices tomorrow.

At the Central Stockyards online auction today there were 1,608 head on offer, in 12 lots with delivery in 1-16 days. All lots were left unsold as reserve bids of \$180.00 live in the south and \$184.00 live in the north were not met.

Choice and Select Steers and Heifers:

Live	N/T
Rail	N/T

CHICAGO MERCANTILE EXCHANGE

Closing quotes on futures **today** were as follows:

Live Cattle			Feeder Cattle			Corn		
Oct	182.70	+2.75	Sep	253.15	+1.77	Sep	4.724	+0.4
Dec	186.50	+2.35	Oct	256.47	+2.17	Dec	285.6	-0.2
Feb	190.37	+1.90	Nov	258.20	+2.00	Mar	5.000	-1.0
Apr	194.02	+1.55	Jan	257.57	+1.87	May	5.082	-1.0
Jun	187.90	+1.07	Mar	258.85	+1.72	Jul	5.120	-0.6
Aug	186.40	+0.92	Apr	261.72	+1.70	Sep	5.072	-1.2
Soybeans			Soft Red Winter Wheat			Canadian \$		
Sep	13.602	+11.2	Sep	5.810	+8.4	Spot	73.24	-0.07
Nov	13.762	+11.2	Dec	6.090	+9.6	Sep	73.25	-0.07
Jan	13.892	+10.2	Mar	6.344	+9.4	Dec	73.35	-0.06
Mar	13.940	+9.0	May	6.510	+10.6	Mar	73.47	-0.07
May	13.956	+7.4	Jul	6.590	+11.2	Jun	73.54	-0.06
Jul	13.930	+6.0	Sep	6.700	+11.6	Sep	73.58	-0.05

Beef Farmers of Ontario | Phone: 519.824.0334 | Fax: 519.824.9101 | Email: markets@ontariobeef.com