



## DAILY MARKET INFORMATION REPORT – MONDAY SEPTEMBER 25, 2023

### ONTARIO DIRECT TO PACKER RAILGRADE CATTLE TRADE

Prices are on a carcass weight basis before grade and weight discounts:

|                        |  |
|------------------------|--|
| <b>A Grade Steers</b>  | 395.00 – Delivery the week of October 10 <sup>th</sup> |
| <b>A Grade Heifers</b> | 394.00 – Delivery the week of October 10 <sup>th</sup> |

Today at Ontario Stockyards Inc: **too few veal to establish a market**

|                             | Price Range | Top |
|-----------------------------|-------------|-----|
| <b>Veal Calves 600 lbs+</b> | N/A         |     |

Sept 28th @ 11:00 am- Special Fall Yearling Sale!

At Kawartha Lakes Community Sale Barn: **September 23, 2023–185 cows, 18 bulls, 65 veal, 76 stockers, 7 fed cattle**

|                                   | Price Range   | Avg.   | Top    |
|-----------------------------------|---------------|--------|--------|
| <b>Cows</b>                       | 110.00-161.00 | 127.71 | 186.00 |
| <b>Bulls 1600 lbs &amp; under</b> | 123.00-221.24 | 165.86 | 221.2  |
| <b>Bulls 1600 lbs &amp; over</b>  | 155.00-205.00 | 176.52 | 205.00 |
| <b>Veal Calves 600 lbs+</b>       | 176.00-230.00 | 193.74 | 272.50 |
| <b>Veal Calves 125 lbs -</b>      | 125.00-650.00 | 316.68 | 700.00 |

All classes of cattle sold actively at steady prices. Oct 4th @ 10:00 am-Special Fall Calf & Yearling Sale!

### ONTARIO STOCKER & FEEDER TRADE

Stocker sale at Brussels Livestock: **September 22, 2023–1,046 Stockers**

| Steers         | Price Range   | Average | Top    | Heifers        | Price Range   | Average | Top    |
|----------------|---------------|---------|--------|----------------|---------------|---------|--------|
| <b>1000+</b>   | 281.00-301.00 | 291.29  | 301.00 | <b>900+</b>    | 235.00-266.75 | 253.55  | 306.00 |
| <b>900-999</b> | 287.50-327.00 | 308.71  | 327.00 | <b>800-899</b> | 237.00-296.00 | 269.32  | 309.00 |
| <b>800-899</b> | 300.00-341.50 | 327.09  | 341.50 | <b>700-799</b> | 282.50-319.50 | 308.90  | 319.50 |
| <b>700-799</b> | 279.50-338.00 | 301.66  | 357.00 | <b>600-699</b> | 246.00-328.00 | 302.76  | 347.50 |
| <b>600-699</b> | 323.00-356.00 | 337.50  | 395.00 | <b>500-599</b> | 330.00-362.00 | 339.57  | 362.00 |
| <b>500-599</b> | 290.00-442.00 | 384.86  | 442.00 | <b>400-499</b> | 285.00-357.50 | 324.41  | 382.00 |
| <b>400-499</b> | 367.00-439.00 | 404.63  | 500.00 | <b>300-399</b> | 200.00-355.00 | 309.00  | 355.00 |
| <b>399-</b>    | 390.00-470.00 | 436.90  | 470.00 | <b>299-</b>    | 184.00-370.00 | 248.00  | 370.00 |

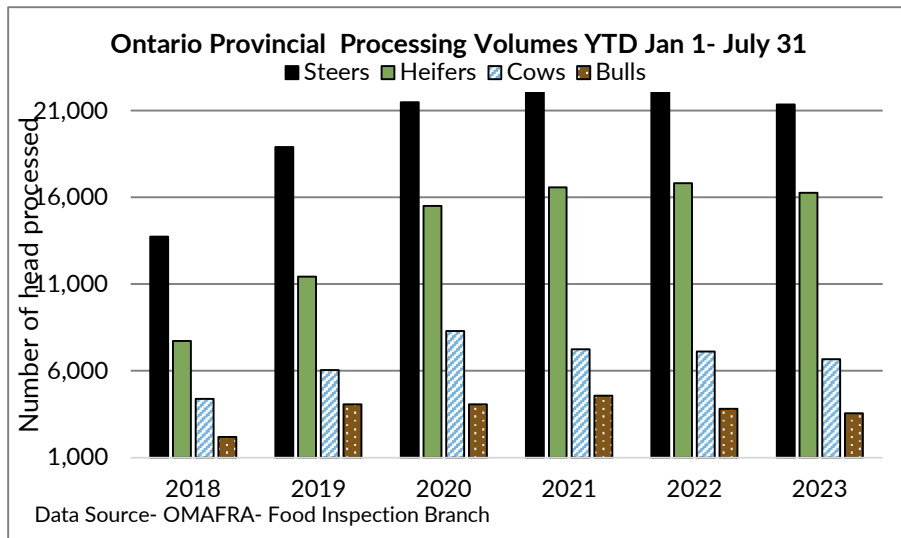
Calves and yearlings sold on a fully steady market. Oct 20th @ 10:00 am- Hereford Influence Stocker Sale!

Stocker sale at Kawartha Lakes Community Sales Barn: **September 22, 2023–76 Stockers**

| Steers         | Price Range   | Average | Top    | Heifers        | Price Range   | Average | Top    |
|----------------|---------------|---------|--------|----------------|---------------|---------|--------|
| <b>700-799</b> | 265.00-340.00 | 302.43  | 340.00 | <b>900+</b>    | 210.00-242.50 | 232.84  | 242.50 |
| <b>500-599</b> | 270.00-375.00 | 314.70  | 375.00 | <b>500-599</b> | 280.00-332.00 | 308.87  | 332.50 |
| <b>400-499</b> | 205.00-485.00 | 349.75  | 485.00 | <b>400-499</b> | 275.00-345.00 | 316.56  | 345.00 |
| <b>399-</b>    | 375.00-440.00 | 420.67  | 440.00 |                |               |         |        |

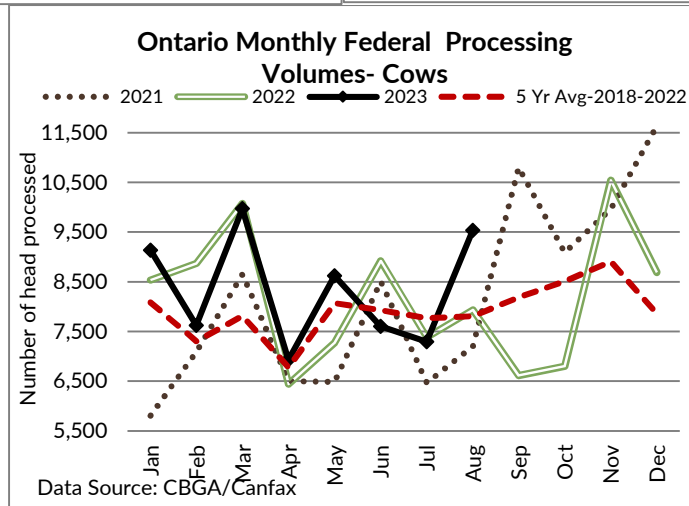
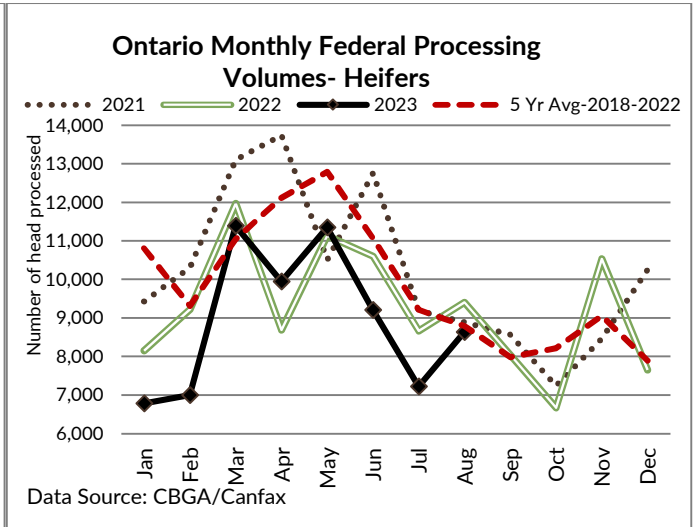
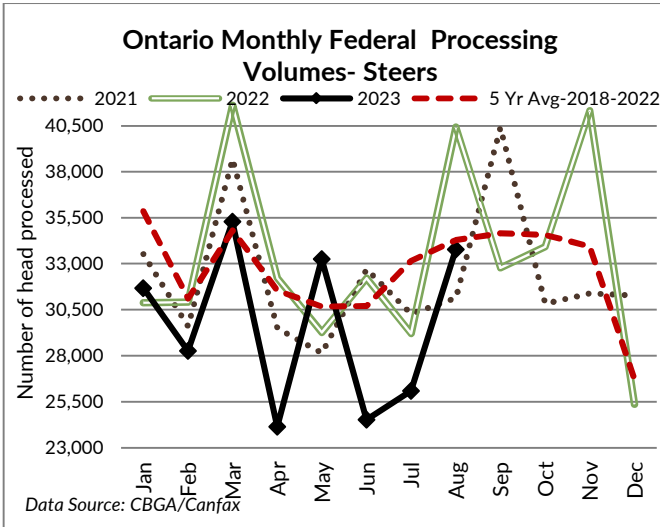
### WEEKLY LIVE CATTLE EXPORTS-ONTARIO

|   | Week ending Sep 9, 2023 | Week ending Sep 2, 2023 | Year to Date |
|---|-------------------------|-------------------------|--------------|
| <b>Total live slaughter cattle exported through Ontario ports to the U.S.</b> | 2,370                   | 2,707                   | 88,699       |
| <b>Steers &amp; Heifers &amp; Cows</b>  | 2,298                   | 2,579                   | 85,151       |
| <b>Bulls</b>  | 72                      | 128                     | 3,548        |



### ONTARIO - PROVINCIAL PROCESSING- OMAFRA

|                | July 2023 | July 2022 | 2023 YTD Total | 2022 YTD Total | % change from 2022 |
|----------------|-----------|-----------|----------------|----------------|--------------------|
| <b>Steers</b>  | 2,971     | 3,212     | 21,338         | 24,785         | -13.9%             |
| <b>Heifers</b> | 2,009     | 2,302     | 16,257         | 16,801         | -3%                |
| <b>Cows</b>    | 790       | 974       | 6,673          | 7,108          | -6%                |
| <b>Bulls</b>   | 537       | 641       | 3,553          | 3,805          | -6.7%              |



### CANADIAN- FEDERALLY INSPECTED PROCESSING-Canfax/CBGA

|                    | Week Ending<br>Sept 16, 2023 | # of hd change from<br>week ago | YTD       | % Change<br>(Week Ago) | % Change<br>(Year Ago) |
|--------------------|------------------------------|---------------------------------|-----------|------------------------|------------------------|
| Grand Total        | 66,936                       | +7,244                          | 2,216,137 | +12%                   | -5%                    |
| Western Processing | 53,883                       | +5,152                          | 1,763,327 | +11%                   | -5%                    |
| Eastern Processing | 13,053                       | +2,092                          | 452,810   | +19%                   | -6%                    |

### ONTARIO- FEDERALLY INSPECTED PROCESSING-Canfax/CBGA

|             | Week Ending<br>Sept 16, 2023 | # of hd change from<br>week ago | YTD     | % Change<br>(Week Ago) | % Change<br>(Year Ago) |
|-------------|------------------------------|---------------------------------|---------|------------------------|------------------------|
| Grand Total | 11,288                       | +1,797                          | 395,543 | +18.9%                 | -9%                    |

### AVERAGE CARCASS WEIGHTS – CANADA-Canfax/CBGA

|               | Steers | Heifers |
|---------------|--------|---------|
| Sept 16, 2023 | 938    | 843     |
| Sept 9, 2023  | 936    | 847     |
| Sept 17, 2022 | 949    | 850     |

### AVERAGE CARCASS WEIGHTS – ONTARIO-Canfax/CBGA

|               | Steers | Heifers |
|---------------|--------|---------|
| Sept 16, 2023 | 945    | 826     |
| Sept 9, 2023  | 947    | 828     |
| Sept 17, 2022 | 951    | 820     |

### USDA ESTIMATED CATTLE PROCESSING VOLUME

|             | Week Ending<br>September 23, 2023 | Previous Week | Year Ago |
|-------------|-----------------------------------|---------------|----------|
| Grand Total | 625,000                           | 632,000       | 671,000  |

### U.S. BOXED BEEF CUT-OUT VALUES (U.S. FUNDS)

|                                  | Choice<br>600-900 | Select<br>600-900 |
|----------------------------------|-------------------|-------------------|
| Cutout Values (noon estimate):   | 301.40            | 281.62            |
| Change (from yesterday's close): | -1.93             | +1.19             |
| Current Five Day Average:        | 302.79            | 280.66            |

### U.S. TRADE (U.S. FUNDS)

The U.S. cash cattle trade last week was light with prices in the south reported as steady at mainly \$183.00 cwt live. In the north trade ranged from \$184.00-\$187.00 live, mainly \$184.00-\$185.00 and from \$285.00-\$293.00 dressed, mostly \$292.00 which is fully steady also. Actual average prices reported by the USDA Mandatory Price Report saw live steers overall averaging \$184.73 up \$0.69 with live heifers averaging \$184.13 up \$0.12. On the rail steers averaged \$291.99 up \$0.15 with heifers averaging \$291.95 dressed, up \$0.68 from the previous week's weighted average prices.

Today, the market was quiet as both sides took inventory. This week's offering is reported as smaller in volume in Kansas but slightly higher to higher in all other feeding states. Both bids and asking prices are undefined at this time and will likely stay that way until mid-week.

**Choice and Select Steers and Heifers:**

|      |     |
|------|-----|
| Live | N/T |
| Rail | N/T |

## CHICAGO MERCANTILE EXCHANGE

Closing quotes on futures *today* were as follows:

### Live Cattle

|     |        |       |
|-----|--------|-------|
| Oct | 186.97 | -0.10 |
| Dec | 191.22 | -0.12 |
| Feb | 195.90 | +0.35 |
| Apr | 199.07 | +0.07 |
| Jun | 192.62 | +0.20 |
| Aug | 191.12 | +0.12 |

### Feeder Cattle

|     |        |       |
|-----|--------|-------|
| Sep | 253.87 | -0.22 |
| Oct | 258.82 | -0.32 |
| Nov | 262.70 | -0.82 |
| Jan | 265.60 | -0.30 |
| Mar | 268.07 | -0.27 |
| Apr | 272.00 | -0.25 |

### Corn

|     |       |      |
|-----|-------|------|
| Dec | 4.812 | +4.0 |
| Mar | 4.956 | +3.4 |
| May | 5.042 | +3.2 |
| Jul | 5.084 | +3.0 |
| Sep | 5.060 | +3.0 |
| Dec | 5.094 | +2.4 |

### Soybeans

|     |        |      |
|-----|--------|------|
| Nov | 12.976 | +1.4 |
| Jan | 13.154 | +2.0 |
| Mar | 13.270 | +2.2 |
| May | 13.350 | +3.0 |
| Jul | 13.366 | +3.4 |
| Aug | 13.186 | +3.2 |

### Soft Red Winter Wheat

|     |       |      |
|-----|-------|------|
| Dec | 5.890 | +9.4 |
| Mar | 6.154 | +9.0 |
| May | 6.326 | +9.0 |
| Jul | 6.426 | +9.2 |
| Sep | 6.546 | +9.0 |
| Dec | 6.704 | +9.4 |

### Canadian \$

|      |       |       |
|------|-------|-------|
| Spot | 74.23 | +0.04 |
| Dec  | 74.32 | +0.03 |
| Mar  | 74.42 | +0.03 |
| Jun  | 74.47 | +0.03 |
| Sep  | 74.50 | +0.03 |
| Dec  | 74.48 | +0.02 |

Beef Farmers of Ontario | Phone: 519.824.0334 | Fax: 519.824.9101 | Email: [markets@ontariobeef.com](mailto:markets@ontariobeef.com)