



## DAILY MARKET INFORMATION REPORT – MONDAY OCTOBER 23, 2023

### ONTARIO DIRECT TO PACKER RAILGRADE CATTLE TRADE

Prices are on a carcass weight basis before grade and weight discounts:

<b>A Grade Steers</b>	395.00 – Delivery the week of November 27 <sup>th</sup>
<b>A Grade Heifers</b>	394.00 – Delivery the week of November 27 <sup>th</sup>

Today at Ontario Stockyards Inc: **37 Veal**

	Price Range	Top
<b>Veal Calves 600 lbs+</b>	181.00-229.00	230.00

Veal sold steady with quality considered. Nov 7<sup>th</sup> @ 11:00 am- Special All Vaccinated Calf Sale!

At Kawartha Lakes Community Sale Barn: **October 21, 2023–215 cows, 12 bulls, 43 veal, 6 fed cattle, 45 Stockers**

	Price Range	Avg.	Top
<b>Cows</b>	95.00-141.25	112.15	165.00
<b>Bulls 1600 lbs &amp; over</b>	137.00-185.00	162.15	185.00
<b>Veal Calves 600 lbs+</b>	190.00-242.00	211.68	242.00
<b>Veal Calves 125 lbs -</b>	275.00-835.00	410.04	835.00

Cows sold actively at easier prices. Nov 1st @ 10:00 am- Peterborough Cattlemens/Victoria Beef Farmers Certified Calf Sale! Nov 15th @ 10:00 am- Peterborough Cattlemens/Victoria Beef Farmers Calf & Yearling Sale!

### ONTARIO STOCKER & FEEDER TRADE

Stocker sale at Brussels Livestock: **October 20, 2023–1,661 Stockers**

Steers	Price Range	Average	Top	Heifers	Price Range	Average	Top
<b>1000+</b>	270.00-301.50	291.60	301.50	<b>900+</b>	210.00-282.00	247.67	302.00
<b>900-999</b>	245.00-310.25	291.82	310.25	<b>800-899</b>	209.00-296.00	267.04	315.00
<b>800-899</b>	291.50-346.00	326.50	346.00	<b>700-799</b>	192.50-300.00	272.88	300.00
<b>700-799</b>	248.00-350.25	307.43	384.00	<b>600-699</b>	281.00-322.00	302.73	329.00
<b>600-699</b>	333.00-367.00	346.33	367.00	<b>500-599</b>	300.00-340.00	321.13	340.00
<b>500-599</b>	305.00-406.00	359.45	437.00	<b>400-499</b>	269.00-337.50	311.55	357.50
<b>400-499</b>	367.50-490.00	427.78	490.00	<b>300-399</b>	280.00-390.00	333.86	445.00
<b>399-</b>	260.00-515.00	377.50	550.00	<b>299-</b>	350.00-360.00	353.33	360.00

Calves sold on a strong active trade at steady prices. Yearling steers sold on a strong active trade with yearling heifers trading steady with quality considered.

### ONTARIO STOCKER & FEEDER TRADE SPECIAL FALL SALES

Stocker sale at Community Livestock Exchange: **October 20, 2023–612 Stockers**

Steers	Price Range	Average	Top	Heifers	Price Range	Average	Top
<b>900-999</b>	239.99-295.00	288.39	295.00	<b>900+</b>	200.99-287.99	272.40	287.99
<b>800-899</b>	214.99-287.50	272.19	287.50	<b>800-899</b>	210.99-293.00	275.80	293.00
<b>700-799</b>	235.00-362.50	313.49	362.50	<b>700-799</b>	202.49-320.00	279.49	320.00
<b>600-699</b>	254.99-407.00	368.29	407.00	<b>600-699</b>	254.99-362.99	327.09	362.99
<b>500-599</b>	270.00-434.99	397.29	434.99	<b>500-599</b>	279.99-372.99	344.89	372.99
<b>400-499</b>	350.00-495.00	433.80	495.00	<b>400-499</b>	317.49-385.00	370.00	385.00
<b>399-</b>	417.49-479.99	451.70	479.99	<b>300-399</b>	245.00-325.00	299.80	325.00

There was an excellent offering of 612 comprised of 315 steers and 297 heifers. Demand was strong, generally, with both heifer and steer prices significantly above Ontario averages in the lighter weight categories and in line with the Ontario market in the heavier weights except for 9 weight steers where demand was softer. There were 36 consignors and 19 purchasing buyers. Nov 24th @ 11:00 am- Quinte Cattlemen's All Vaccinated Stocker Sale!

Stocker sale at Denfield Livestock Exchange: **October 21, 2023-556 Stockers**

Steers	Price Range	Average	Top	Heifers	Price Range	Average	Top
1000+	269.00-302.00	274.50	302.00	900+	235.00-357.50	253.02	280.00
900-999	280.00-306.00	292.55	306.00	800-899	245.00-284.00	267.02	305.00
800-899	267.50-303.00	292.80	303.00	700-799	292.00-310.00	302.62	310.00
700-799	261.00-295.00	279.04	297.00	600-699	235.00-287.50	256.67	290.00
600-699	273.00-317.00	296.73	335.00	500-599	285.00-306.00	295.94	306.00
500-599	295.00-339.00	322.90	359.00	400-499	283.00-340.00	304.79	340.00
400-499	327.50-360.00	341.43	360.00				

Stocker sale at Keady Livestock Market: **October 21, 2023-1,117 Calves- Presort Sale**

Steers	Price Range	Average	Top	Heifers	Price Range	Average	Top
800-899	347.50-369.00	355.56	380.00	800-899	245.00-310.00	266.67	310.00
700-799	369.00-400.00	383.14	412.50	700-799	285.00-310.00	304.12	310.00
600-699	400.00-427.50	415.35	446.00	600-699	285.00-335.00	313.67	385.00
500-599	405.00-472.50	448.48	487.50	500-599	365.00-440.00	398.91	440.00
400-499	445.00-521.00	494.01	521.00	400-499	400.00-470.00	440.97	470.00
399-	500.00-520.00	500.00	520.00	300-399	400.00-430.00	418.64	430.00

Bruce Peninsula Charolais Calf Producers Sale- Presort Sale- Calves sold on a strong demand at high prices. Oct 24th @ 9:00 am- Georgian Bay Charolais Calf Producers Sale- Presort Sale! Oct 28th @ 9:00 am- Central Ontario Calf Producers Sale- Presort Sale & Ontario Simmental Influence Sale- Selling in owner lots

Stocker sale at Rainy River Cattlemen's Sale- Stratton: **October 21, 2023-1,115 Stockers, 129 Cows, 22 Bulls**

Steers	Price Range	Average	Top	Heifers	Price Range	Average	Top
1000+	185.00-270.00	235.09	270.00	900+	175.00-258.00	229.59	258.00
900-999	202.49-245.99	233.40	245.99	800-899	254.99-277.00	269.49	277.00
800-899	258.00-320.00	280.39	320.00	700-799	270.00-295.99	279.99	295.99
700-799	287.99-360.00	343.00	360.00	600-699	295.00-317.49	311.69	317.49
600-699	262.50-404.99	363.49	404.99	500-599	220.00-387.99	320.05	387.99
500-599	275.99-425.99	378.79	425.99	400-499	204.99-382.50	339.90	382.50
400-499	285.00-462.50	408.99	462.50	300-399	289.99-387.99	363.39	387.99
399-	241.00-481.09	410.70	481.09	299-	200.00-385.00	320.69	385.00
				Bulls 1600 lbs -	139.99-300.00	205.90	400.00
Cows	112.99-169.99	131.89	235.99	Bulls 1600 lbs +	130.00-168.50	158.80	168.50

Stocker steers sold on a good demand at strong prices while heifers sold selectively. Cows sold slightly easier. Nov 4th @ 8:30 am- Special Fall Stocker Sale!

Stocker sale at Algoma Cooperative Livestock Sales- Thessalon: **October 21, 2023-377 Stockers,**

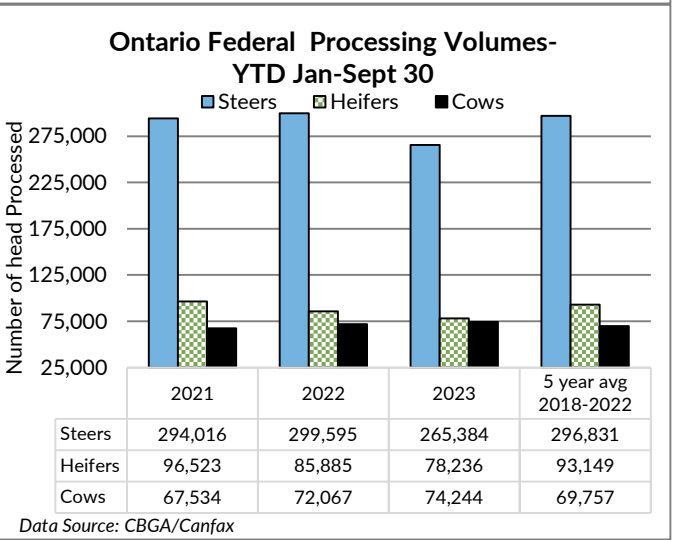
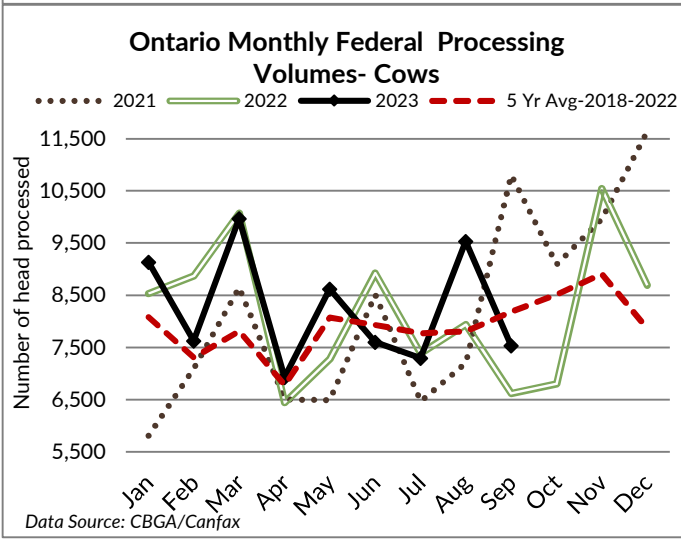
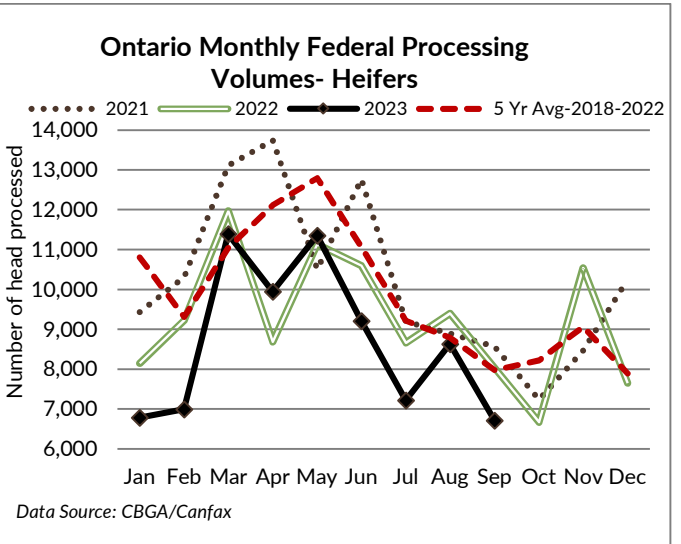
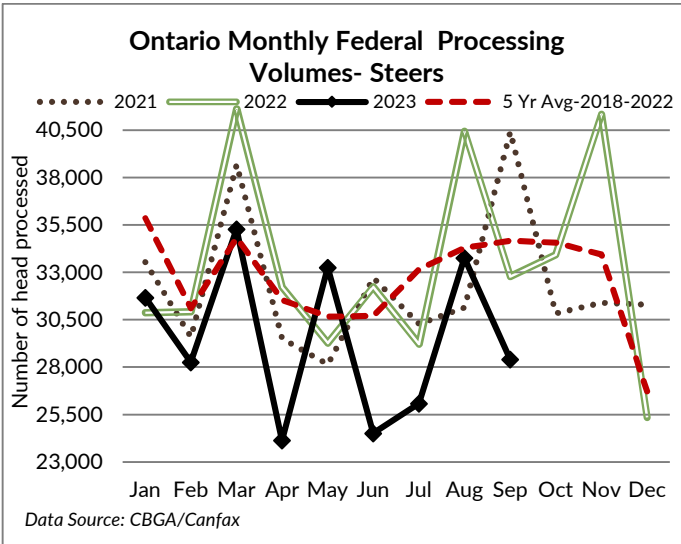
Steers	Price Range	Wtd Average	Heifers	Price Range	Wtd Average
800-899	200.00-240.00	223.00	900+	185.00-200.00	193.00
700-799	200.00-328.00	275.00	700-799	210.00-227.00	222.00
600-699	277.00-419.00	345.00	600-699	250.00-300.00	283.00
500-599	300.00-456.00	409.00	500-599	291.00-366.00	349.00
400-499	381.00-426.00	438.00	400-499	300.00-376.00	363.00
399-	385.00-426.00	413.00	300-399	331.00-368.00	345.00

**WEEKLY LIVE CATTLE EXPORTS-ONTARIO**

	Week ending Oct 7, 2023	Week ending Sep 30, 2023	Year to Date
Total live slaughter cattle exported through Ontario ports to the U.S.	2,382	2,831	99,070
Steers & Heifers & Cows	2,277	2,734	95,139
Bulls	105	97	3,931

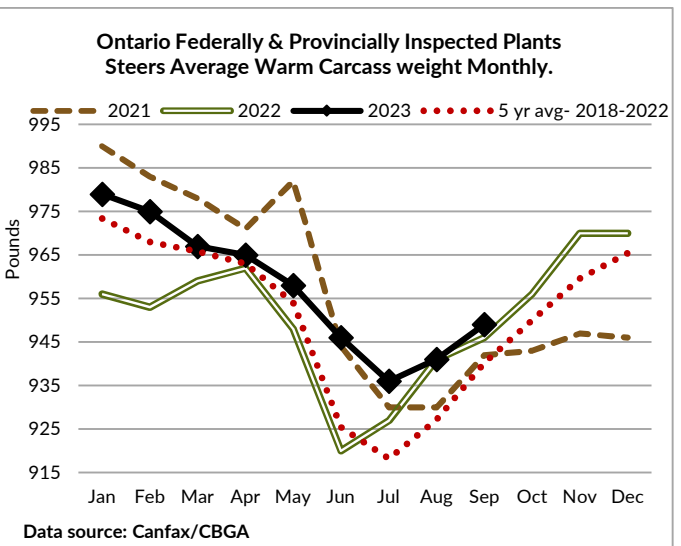
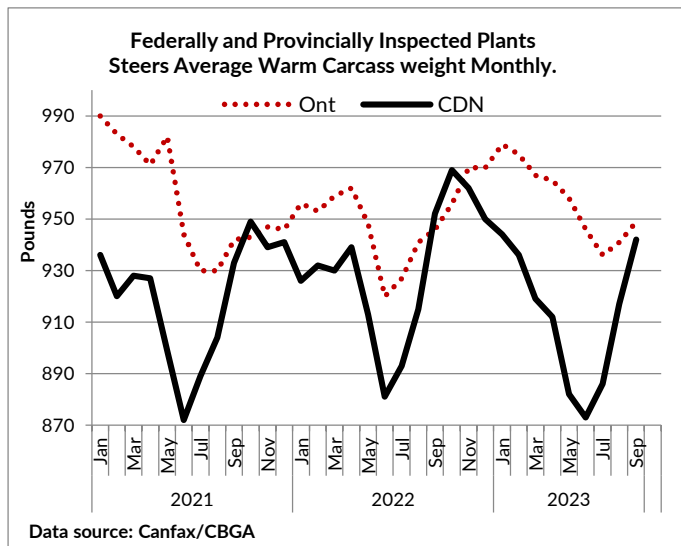
**CANADIAN- FEDERALLY INSPECTED PROCESSING-Canfax/CBGA(Thanksgiving Monday included)**

	Week Ending Oct 14, 2023	# of hd change from week ago	YTD	% Change (Week Ago)	% Change (Year Ago)
Grand Total	54,033	-7,466	2,454,016	-12%	-5%
Western Processing	43,331	-5,579	1,952,511	-11%	-5%
Eastern Processing	10,702	-1,887	501,505	-15%	-6%



### ONTARIO- FEDERALLY INSPECTED PROCESSING-Canfax/CBGA (Thanksgiving Monday included)

	Week Ending Oct 7, 2023	# of hd change from week ago	YTD	% Change (Week Ago)	% Change (Year Ago)
<b>Grand Total</b>	<b>9,229</b>	<b>-1,847</b>	<b>436,831</b>	<b>-16.7%</b>	<b>-9%</b>



## AVERAGE CARCASS WEIGHTS – CANADA-Canfax/CBGA

	Steers	Heifers
Oct 14, 2023	958	866
Oct 7, 2023	958	862
Oct 15, 2022	972	877

## AVERAGE CARCASS WEIGHTS – ONTARIO-Canfax/CBGA

	Steers	Heifers
Oct 14, 2023	970	831
Oct 7, 2023	957	822
Oct 15, 2022	953	800

## USDA ESTIMATED CATTLE PROCESSING VOLUME

	Week Ending	Previous Week	Year Ago
	October 21, 2023		
Grand Total	628,000	617,000	675,000

## U.S. BOXED BEEF CUT-OUT VALUES (U.S. FUNDS)

	Choice 600-900	Select 600-900
Cutout Values (noon estimate):	304.96	282.54
Change (from yesterday's close):	-0.42	+3.84
Current Five Day Average:	304.63	278.07

## U.S. TRADE (U.S. FUNDS)

The U.S. cash cattle trade last week was stronger with sales in the south from \$183.00-\$185.50, mainly \$184.00-\$185.00 live up \$1.00-\$2.00 cwt. In the north trade ranged from \$289.00-\$295.00 dressed, mainly \$294.00 up \$2.00 cwt with some live deals from \$185.00-\$187.00 up \$1.00-\$2.00. Overall prices for the week, reported by the USDA Mandatory Price Report saw live steers average \$186.15 up \$1.85 while heifers averaged \$186.05 up \$2.01. On the rail steers averaged \$293.57 up \$1.74 with heifers averaging \$293.47 dressed up \$1.83 cwt.

Today the market was quiet as new show lists were distributed. This week's offering is reported as mixed. Higher in volume in Texas and lower in all other feeding states. No bids are on the table and asking prices are unestablished. Some pressure was anticipated today on the cattle futures after the larger than expected placements reported on Friday's Cattle On Feed report, but the sharply lower prices seen today were not expected.

**Choice and Select Steers and Heifers:**

Live	N/T
Rail	N/T

## CHICAGO MERCANTILE EXCHANGE

Closing quotes on futures **today** were as follows:

Live Cattle			Feeder Cattle			Corn		
Oct	178.25	-6.02	Oct	237.62	-4.20	Dec	4.902	-5.2
Dec	178.35	-6.27	Nov	235.80	-6.42	Mar	5.040	-5.0
Feb	180.97	-6.75	Jan	235.70	-7.35	May	5.120	-4.4
Apr	183.72	-6.70	Mar	238.37	-7.35	Jul	5.172	-4.4
Jun	178.37	-6.00	Apr	242.80	-7.10	Sep	5.144	-2.6
Aug	178.00	-4.90	May	246.47	-6.77	Dec	5.182	-1.6
Soybeans			Soft Red Winter Wheat			Canadian \$		
Nov	12.866	-15.4	Dec	5.872	+1.2	Spot	73.10	+0.11
Jan	13.054	-14.6	Mar	6.150	+1.4	Dec	73.15	+0.12
Mar	13.182	-12.6	May	6.314	+0.6	Mar	73.27	+0.12
May	13.320	-12.0	Jul	6.452	-0.2	Jun	73.35	+0.12
Jul	13.392	-11.4	Sep	6.580	-1.2	Sep	73.41	+0.13
Aug	13.210	-11.2	Dec	6.724	-2.2	Dec	73.44	+0.14