



## DAILY MARKET INFORMATION REPORT – FRIDAY NOVEMBER 3, 2023

### ONTARIO DIRECT TO PACKER RAILGRADE CATTLE TRADE

Prices are on a carcass weight basis before grade and weight discounts:

**A Grade Steers** 395.00 – Limited volumes sold with delivery the week of December 4<sup>th</sup>  
**A Grade Heifers** 395.00 – Limited volumes sold with delivery the week of December 4<sup>th</sup>

### ONTARIO LIVE CATTLE TRADE

Today at Brussels Livestock: **1,450 Stockers** – sale in progress

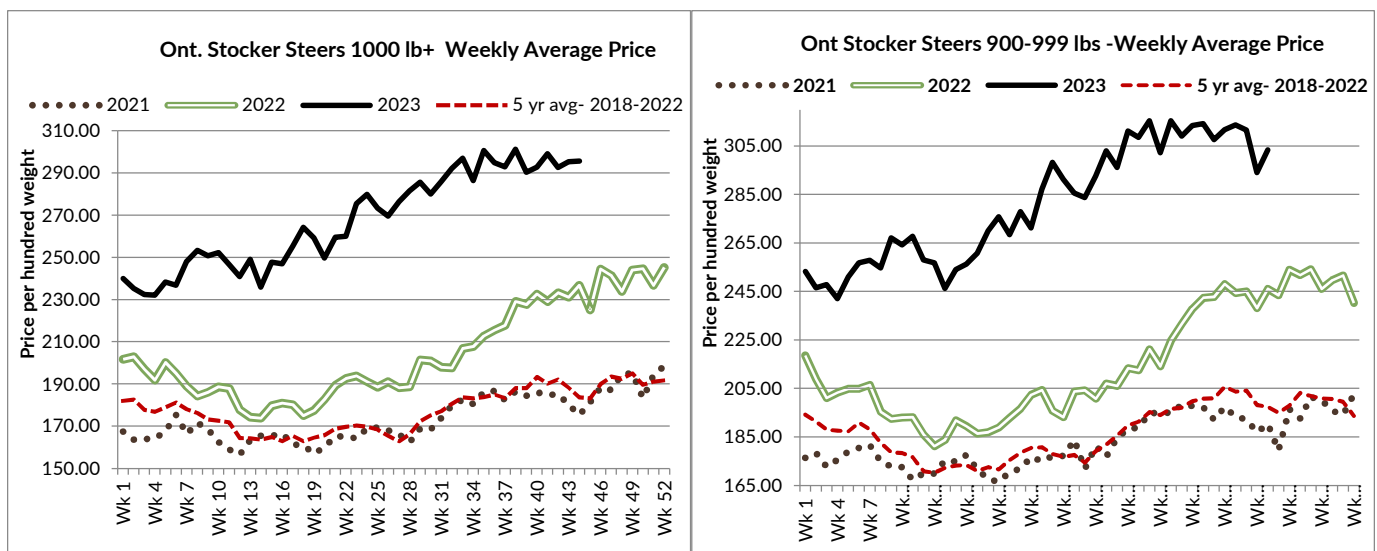
Steers	Price Range	Average	Top	Heifers	Price Range	Average	Top
1000+	200.00-266.50	236.09	284.00	900+	168.00-225.00	202.79	239.00
900-999	110.00-275.00	222.60	275.00	800-899	146.00-225.00	202.54	250.00
800-899	209.00-295.00	271.93	295.00	700-799	147.00-250.00	210.79	282.50
700-799	220.00-305.00	273.66	312.50	600-699	211.00-294.00	256.22	319.00
600-699	250.00-363.00	316.85	363.00	500-599	232.50-364.50	308.52	364.50
500-599	310.00-395.00	355.47	395.00	400-499	251.00-380.00	319.31	400.00
400-499	270.00-380.00	339.55	380.00				
399-	315.00-410.00	389.17	410.00				

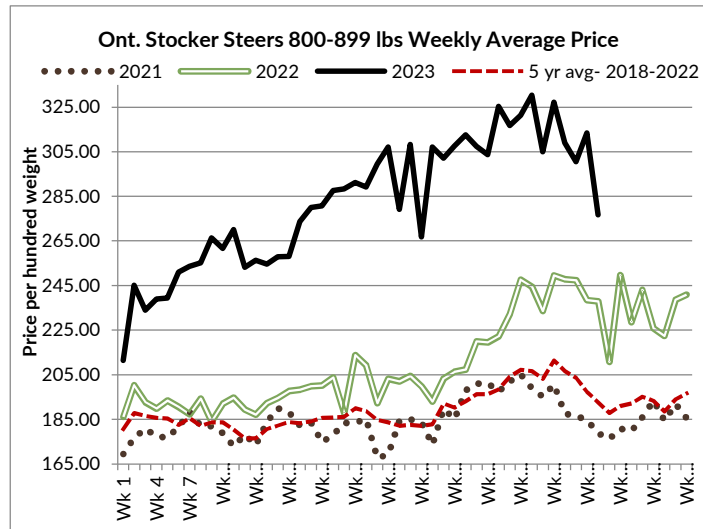
Choice calves sold steady while second cut and unvaccinated calves sold on an easier market. Yearlings had not started to trade at time of reporting. Final results will be posted on Monday's report.

Today at Keady Livestock Market: **1,181 Stockers**

Steers	Price Range	Average	Top	Heifers	Price Range	Average	Top
700-799	325.00-375.00	351.47	375.00	600-699	265.00-335.00	308.62	375.00
600-699	332.50-404.00	368.24	404.00	500-599	300.00-330.00	317.60	350.00
500-599	370.00-432.50	411.29	445.00	400-499	290.00-430.00	340.45	430.00
400-499	425.00-485.00	451.09	485.00	300-399	290.00-390.00	432.27	390.00
399-	410.00-500.00	472.50	500.00				

Special Local Calf Sale- Good quality local calves sold on a steady market.





Ontario auction sales on **Thursday** saw weighted prices for:

	Volume	Price Range	Average	Top
Large & Medium Frame Fed Steers +1250 lb	40	209.15-241.81	234.91	243.50
Large & Medium Frame Fed Heifers +1000 lb	46	215.00-238.00	228.58	243.00
Fed Steers, Dairy & Dairy Cross +1250 lb	58	188.00-213.00	200.91	213.00
Cows	655	88.46-127.43	105.12	201.00
Bulls under 1600 lb	10	118.00-133.20	125.66	146.00
Bulls over 1600 lb	28	133.79-164.00	147.88	179.00
Veal 600 lb and over	83	143.00-250.00	232.00	259.00

To check out individual auction market results on the BFO website go to <https://www.ontariobeef.com/market-info/auction-reports/individual-auction-market-reports>

### ONTARIO STOCKER & FEEDER TRADE

Stocker sale at Ontario Livestock Exchange: **November 2, 2023: 430 Stockers**

Steers	Price Range	Average	Top	Heifers	Price Range	Average	Top
1000+	140.00-195.00	169.55	250.00	900+	150.00-240.00	205.78	240.00
900-999	185.00-280.00	238.97	280.00	800-899	180.00-237.50	207.76	250.00
800-899	185.00-245.00	225.23	275.00	700-799	190.00-227.50	213.35	265.00
700-799	195.00-257.50	240.25	265.00	600-699	180.00-230.00	211.47	270.00
600-699	195.00-285.00	235.50	325.00	500-599	215.00-300.00	242.55	300.00
500-599	200.00-310.00	256.14	335.00	400-499	180.00-225.00	209.52	275.00
400-499	155.00-305.00	254.00	305.00				
399-	250.00-320.00	286.67	320.00				

Stockers sold under pressure at easier prices.

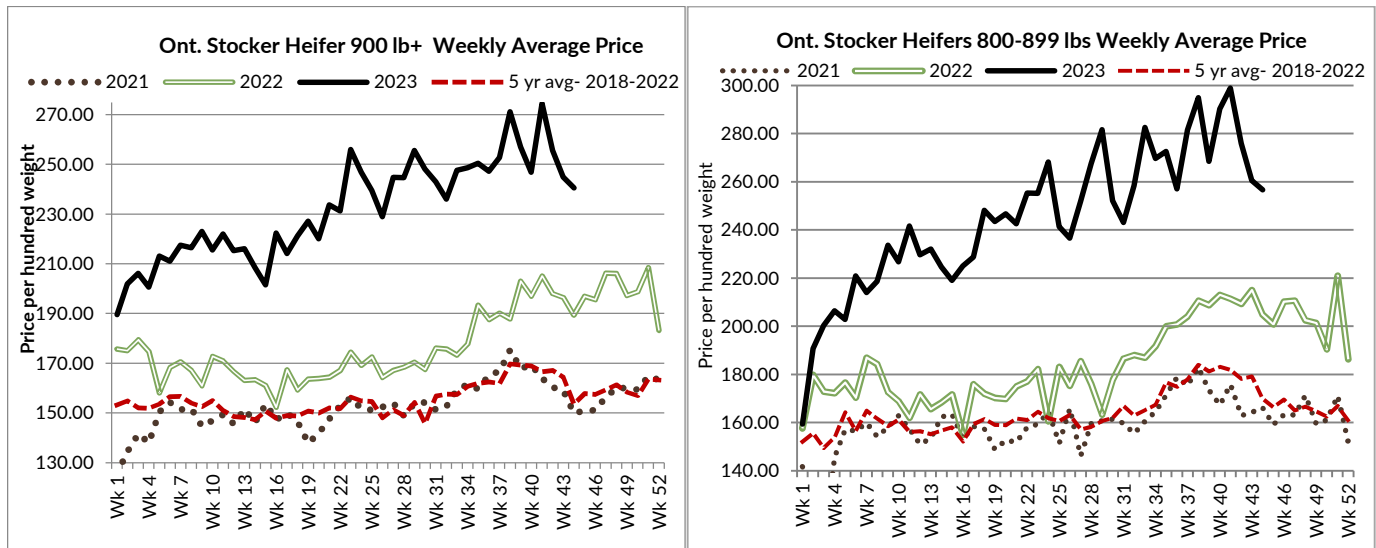
Stocker sale at Ontario Stockyards Inc: **November 2, 2023: 1,164 Stockers**

Steers	Price Range	Average	Top	Heifers	Price Range	Average	Top
1,000+	210.00-260.00	225.67	260.00	900+	160.00-225.00	180.81	225.00
900-999	192.50-270.00	226.64	270.00	800-899	187.50-265.00	241.65	265.00
800-899	236.00-305.00	280.07	305.00	700-799	155.00-295.00	231.58	307.00
700-799	257.50-337.00	196.78	337.00	600-699	205.00-282.50	240.65	322.50
600-699	250.00-340.00	294.68	394.00	500-599	200.00-325.00	247.77	350.00
500-599	285.00-417.50	352.13	417.50	400-499	215.00-320.00	257.26	380.00
400-499	320.00-456.00	385.97	478.00	300-399	245.00-380.00	330.00	380.00
399-	340.00-482.50	411.81	495.00	299-	290.00-310.00	307.14	310.00

A very medium quality offering of calves, had heifers trading easier and steers trading barely steady.

Stocker sale at Ottawa Livestock Exchange: **November 2, 2023: 93 Stockers**

Steers	Price Range	Average	Top	Heifers	Price Range	Average	Top
800-899	185.00-312.00	271.63	312.00	600-699	227.00-295.00	274.33	295.00
700-799	260.00-295.00	273.75	295.00	500-5499	185.00-230.00	204.50	240.00
600-699	230.00-320.00	279.56	320.00				
500-599	235.00-317.00	286.64	317.00				
400-499	208.00-397.00	266.25	397.00				



**U.S. BOXED BEEF CUT-OUT VALUES (U.S. FUNDS)**

	Choice	Select
Cutout Values (noon estimate):	600-900 302.67	600-900 272.54
Change (from yesterday's close):	-1.86	-1.80
Current Five Day Average:	305.75	278.68

**QUEBEC ELECTRONIC AUCTION MARKET (F.O.B. THE FEEDLOT)**

	Price	Change from Last Week
For the week ending November 2, 2023	387.00-388.25	+0.53

**ALBERTA DIRECT TRADE**

Alberta direct trade was light with Canfax noting sales fully steady last week at \$390.00 cwt delivered on a dressed basis. Canfax notes: "Competition on the cash market remains limited and sale volumes are looking very light. Most of this week's cash offering will be carried into next week. For the end of October Canadian Prime and AAA grading percent was over 80%. This is one of the highest quality grade percentages on record."

Steers	Live- FOB	Rail- FOB
Heifers	Live- FOB	Rail- FOB
	N/T	

**U.S. TRADE (U.S. FUNDS)**

The U.S. cash cattle trade today saw a light trade surface in the north from \$184.00-\$185.00 live, mostly \$185.00 which is steady with some dressed trade at \$292.00-\$292.75 cwt, most at \$292.00 up \$2.00 cwt from last week. At time of reporting the south is very quiet with no bids on the table. Asking prices are sitting at \$188.00 live in the south and \$294.00 dressed in the north. Active trade is expected to develop at any time.

Choice and Select Steers and Heifers:	Live	184.00-185.00
	Rail	292.00-292.75

## CHICAGO MERCANTILE EXCHANGE

Closing quotes on futures *today* were as follows:

Live Cattle			Feeder Cattle			Corn		
Dec	183.87	-0.80	Nov	240.60	-2.02	Dec	4.772	+7.2
Feb	185.22	-1.20	Jan	239.75	-2.42	Mar	4.922	+7.2
Apr	187.82	-0.95	Mar	242.35	-2.07	May	5.014	+7.2
Jun	182.70	-0.52	Apr	246.12	-1.90	Jul	5.100	+7.6
Aug	182.42	-0.47	May	249.62	-1.62	Sep	5.124	+7.2
Oct	186.40	-0.37	Aug	261.55	-1.55	Dec	5.174	+7.0
<b>Soybeans</b>			<b>Soft Red Winter Wheat</b>			<b>Canadian \$</b>		
Nov	13.274	+23.4	Dec	5.724	+7.0	Spot	73.20	+0.49
Jan	13.516	+23.4	Mar	5.992	+6.4	Dec	73.25	+0.49
Mar	13.664	+24.4	May	6.164	+6.6	Mar	73.37	+0.49
May	13.790	+24.2	Jul	6.320	+6.6	Jun	73.46	+0.49
Jul	13.842	+23.4	Sep	6.456	+6.4	Sep	73.53	+0.49
Aug	13.630	+21.6	Dec	6.614	+6.4	Dec	73.60	+0.50

Beef Farmers of Ontario | Phone: 519.824.0334 | Fax: 519.824.9101 | Email: [markets@ontariobeef.com](mailto:markets@ontariobeef.com)

### ONTARIO STOCKER & FEEDER SPECIAL FALL SALES

Nov 3	7:00 pm	Cargill Auction Market	Local Calf & Yearling Sale
Nov 4	8:30 am	Rainy River Cattlemens- Stratton	Special Fall Stocker Sale
Nov 4	11:00 am	Denfield Livestock Exchange	Local Vaccinated Calf Sale
Nov 7	11:00 am	Ontario Stockyards Inc	All Vaccinated Calf Sale
Nov 10	9:00 am	Keady Livestock Market	Special Grass & Yard Fed Yearlings Sale
Nov 11	1:00 pm	Maple Hill Auctions Ltd	Bred Heifer Sale
Nov 15	10:00 am	Kawartha Lakes Community Sale Barn	Peterborough/Victoria Counties Calf & Yearling Sale
Nov 17	9:00 am	Keady Livestock Market	Special Local Calf Sale
Nov 17	10:00 am	Brussels Livestock	Angus Influence Sale (in regular sale)
Nov 18	11:00 am	Denfield Livestock Exchange	Final Vaccinated Calf & Yearling Sale
Nov 18	1:00 pm	Maple Hill Auctions Ltd	Ontario Shorthorn Sale