



DAILY MARKET INFORMATION REPORT – FRIDAY DECEMBER 15, 2023

ONTARIO DIRECT TO PACKER RAILGRADE CATTLE TRADE

Prices are on a carcass weight basis before grade and weight discounts:

A Grade Steers	377.00 – Delivery the week of January 8, 2024. (down \$3.00 cwt from early week trade)
A Grade Heifers	376.00 – Delivery the week of January 8, 2024. (down \$3.00 cwt from early week trade)

ONTARIO LIVE CATTLE TRADE

Today at Brussels Livestock: **1,550 Stockers – sale in progress**

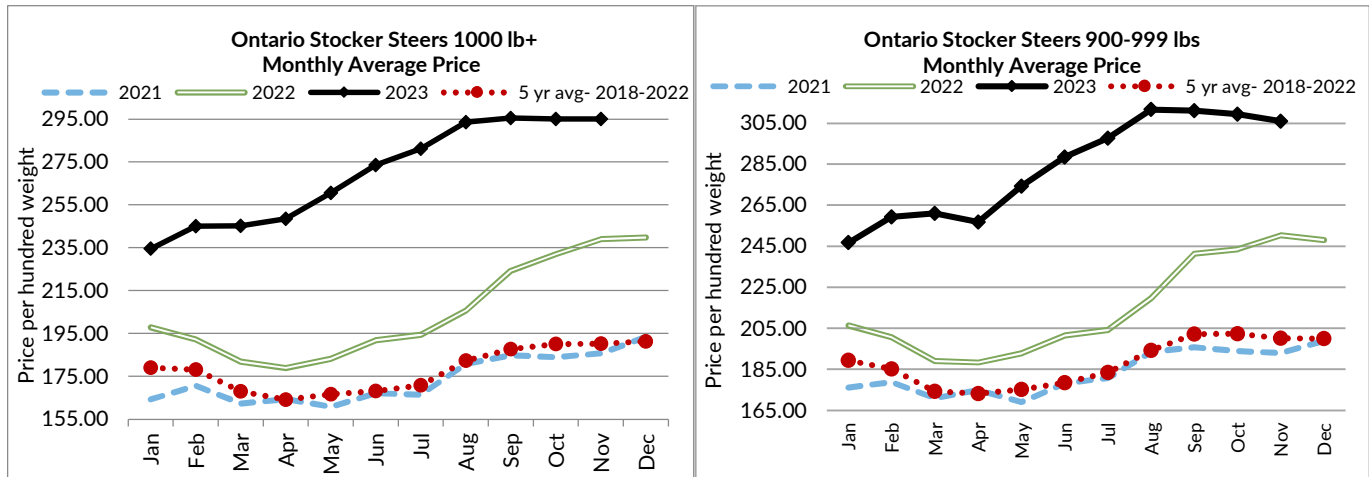
Steers	Price Range	Average	Top	Heifers	Price Range	Average	Top
1000+	235.00-289.00	270.86	289.00	900+	160.00-217.50	206.06	217.50
900-999	253.00-293.00	284.88	293.00	800-899	218.00-281.00	239.15	281.0
800-899	268.00-339.50	315.27	339.50	700-799	249.00-318.00	281.05	318.00
700-799	280.00-360.50	326.21	360.50	600-699	270.00-328.00	309.08	328.00
600-699	280.50-382.00	332.60	386.00	500-599	280.00-338.00	306.51	338.00
500-599	325.00-385.00	355.55	421.00	400-499	250.00-310.00	282.65	350.00
400-499	280.00-405.00	372.00	405.00	300-399	235.00-310.00	260.32	350.00
399-	31.00-369.00	352.88	375.00				

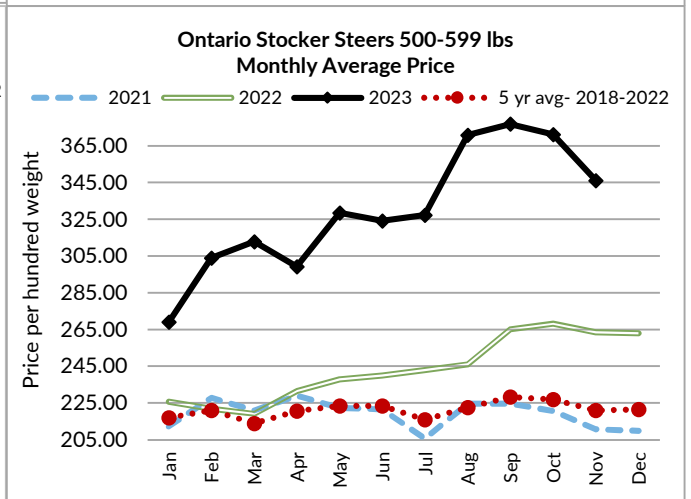
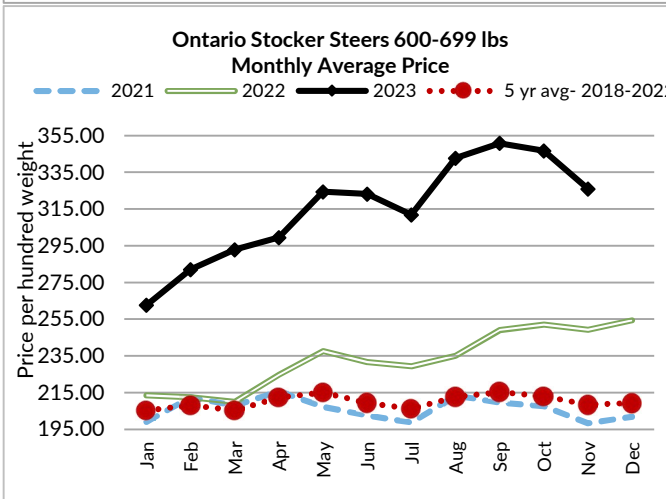
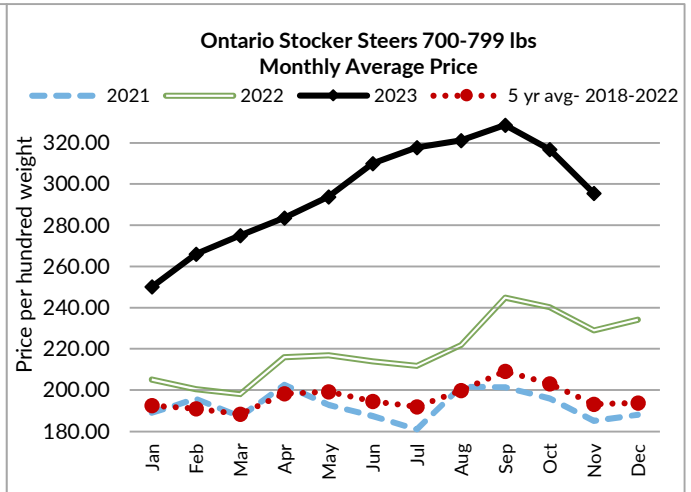
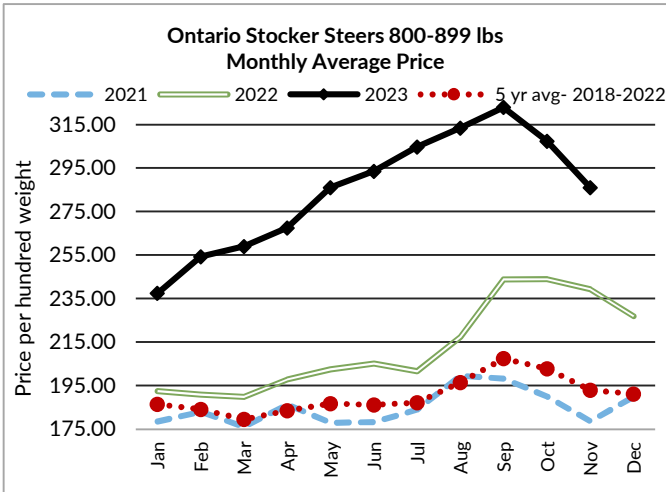
Choice calves are selling \$5.00-\$10.00 cwt higher with second cut calves selling fully steady. Yearlings were just starting to trade at time of reporting. *Final results will be available on Monday's report.*

Ontario auction sales on **Thursday** saw weighted prices for:

	Volume	Price Range	Average	Top
Large & Medium Frame Fed Steers +1250 lb	43	185.00-220.00	206.60	232.00
Large & Medium Frame Fed Heifers +1000 lb	20	190.00-222.00	209.41	222.00
Fed Steers, Dairy & Dairy Cross +1250 lb	74	189.00-199.00	193.47	202.00
Cows	685	88.80-121.05	101.85	215.00
Bulls under 1600 lb	11	152.60-181.77	165.71	255.75
Bulls over 1600 lb	21	125.67-165.48	146.72	185.00
Veal 600 lb and over	79	220.72-250.37	238.88	287.00

To check out individual auction market results on the BFO website go to <https://www.ontariobeef.com/market-info/auction-reports/individual-auction-market-reports>





ONTARIO STOCKER & FEEDER TRADE

Stocker sale at Ontario Livestock Exchange: **December 14, 2023: 576 Stockers**

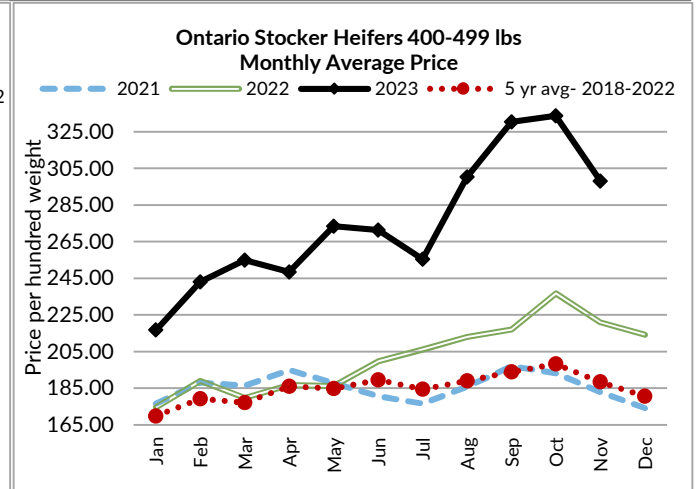
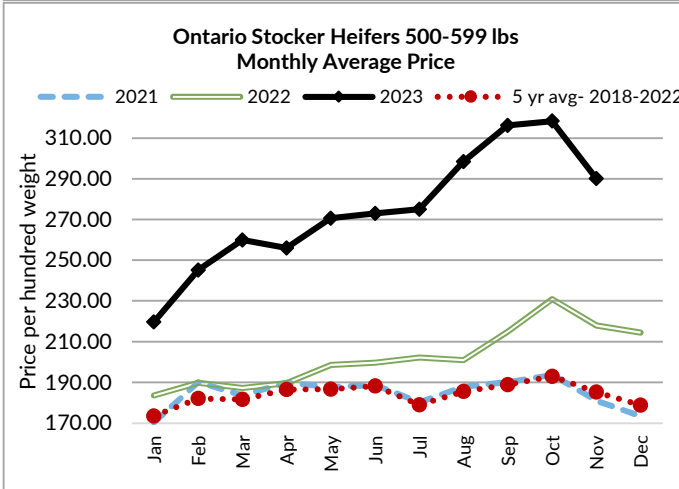
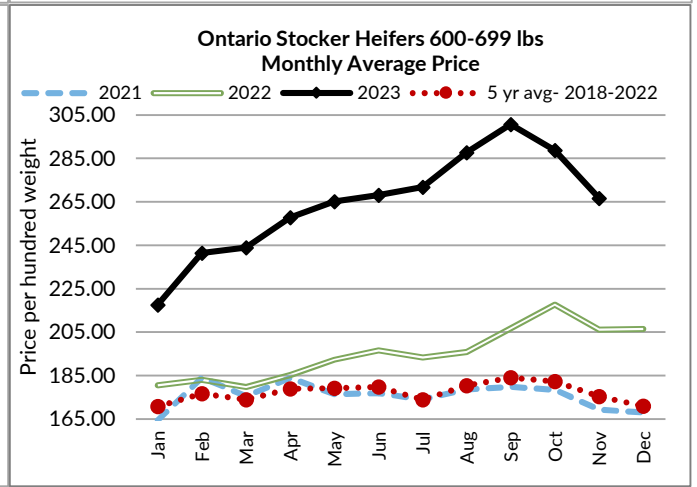
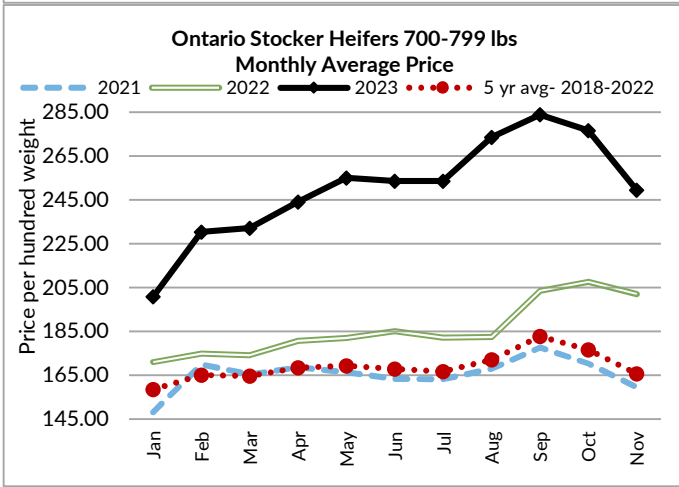
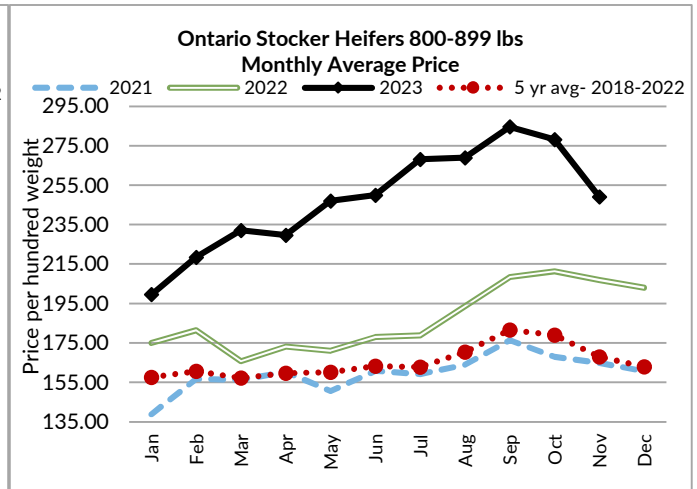
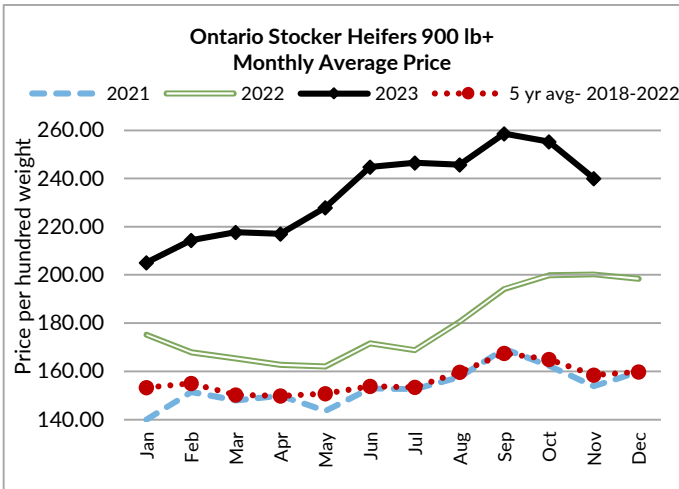
Steers	Price Range	Average	Top	Heifers	Price Range	Average	Top
1000+	170.00-255.00	230.71	255.00	900+	205.00-252.00	232.36	252.00
900-999	190.00-265.00	247.00	265.00	800-899	170.00-273.00	228.79	273.00
800-899	205.00-287.50	245.00	307.50	700-799	160.00-247.50	215.78	247.50
700-799	195.00-312.50	267.38	312.50	600-699	220.00-265.00	233.59	275.00
600-699	235.00-357.50	294.80	357.50	500-599	220.00-300.00	247.92	300.00
500-599	220.00-372.50	273.97	385.00	400-499	210.00-280.00	242.35	302.50
400-499	210.00-340.00	270.74	340.00	300-399	180.00-250.00	231.25	250.00
399-	175.00-270.00	240.77	327.00				

Stockers sold selectively at barely steady prices.

Stocker sale at Ontario Stockyards Inc: **December 14, 2023: 1,486 Stockers – Special Vaccinated Calf Sale included**

Steers	Price Range	Average	Top	Heifers	Price Range	Average	Top
1000+	180.00-205.00	193.82	205.00	900+	145.00-225.00	178.27	235.00
900-999	182.50-280.00	225.50	280.00	800-899	178.00-282.50	241.54	282.50
800-899	235.00-328.00	294.37	328.00	700-799	172.50-306.00	266.13	306.00
700-799	295.00-340.50	323.32	349.00	600-699	250.00-326.00	295.95	330.00
600-699	282.50-357.50	323.74	407.50	500-599	265.00-339.00	301.98	339.00
500-599	315.00-404.00	361.51	404.00	400-499	227.50-326.00	290.22	375.00
400-499	310.00-425.00	370.20	440.00	300-399	172.50-337.50	255.59	357.50
399-	250.00-367.50	315.91	381.00				

Stockers sold on a strong market with keen buyer interest.



U.S. BOXED BEEF CUT-OUT VALUES (U.S. FUNDS)

	Choice	Select
	600-900	600-900
Cutout Values (noon estimate):	292.08	261.53
Change (from yesterday's close):	-0.24	+3.27
Current Five Day Average:	291.04	258.71

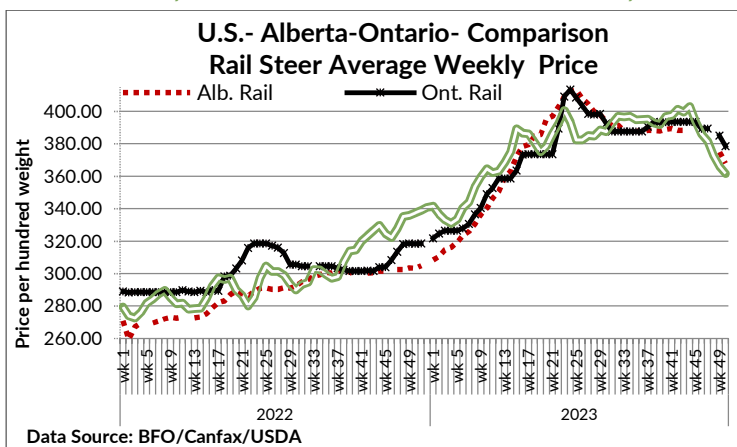
QUEBEC ELECTRONIC AUCTION MARKET (F.O.B. THE FEEDLOT)

	Price	Change from Last Week
For the week ending December 15, 2023	375.00-378.75	-1.12

ALBERTA DIRECT TRADE

Alberta direct trade this week was light with sales reported by Canfax from \$368.00-\$370.00 cwt delivered on a dressed basis, majority at \$370.00 down around \$7.00 cwt from last week's trade on average. Canfax reports: "Lift times were all over the map. Cattle that traded this week were being scheduled anywhere from early January to late February delivery. Western Canadian steer carcass weights are averaging over 980 lbs, carcass weights are record large."

Steers	Live- FOB	N/T	Rail- FOB	366.50-368.50
Heifers	Live- FOB	N/T	Rail- FOB	N/T



U.S. TRADE (U.S. FUNDS)

The **U.S. cash cattle trade** this week has been very light in Nebraska and Iowa from \$165.00-\$168.00 live, mainly \$167.00-\$168.00 down \$2.00-\$3.00 cwt. On the rail trade ranged from \$266.00-\$270.00 cwt dressed, mostly \$267.00 down \$3.00-\$4.00 cwt. In the south sellers have resisted the lower bids. Today, Friday afternoon, a light test is noted in Nebraska at \$168.00 live down \$2.00 from last week while bids of \$267.00 dressed are being passed. Bids in the south have improved from \$168.00 live to \$170.00 cwt but no trade has developed. Bids in the south are currently steady to last week's trade. Asking prices are sitting at \$170.00 live in the south and \$270.00 dressed in the north. Active trade should start to surface at any time.

Choice and Select Steers and Heifers:

Live
Rail

CHICAGO MERCANTILE EXCHANGE

Closing quotes on futures **today** were as follows:

Live Cattle			Feeder			Corn		
	US \$ cwt			US \$ cwt			US \$/bu	
Dec	168.22	+0.72	Jan	220.90	+1.55	Mar	4.830	+3.6
Feb	169.35	+1.42	Mar	222.17	+2.05	May	4.952	+3.2
Apr	172.85	+1.27	Apr	226.57	+2.25	Jul	5.046	+3.2
Jun	170.05	+1.30	May	230.52	+2.27	Sep	5.054	+3.6
Aug	170.75	+1.22	Aug	242.97	+2.57	Dec	5.122	+3.6
Oct	175.25	+1.10	Sep	245.05	+2.50	Mar	5.222	+3.4

Soybeans			Soft Red Winter Wheat			Canadian \$		
	US \$/bu			US \$/bu			US \$/bu	
Jan	13.156	+1.6	Mar	6.292	+13.4	Spot	74.79	+0.21
Mar	13.314	-0.4	May	6.394	+13.6	Dec	74.79	+0.21
May	13.430	-2.2	Jul	6.442	+12.6	Mar	74.89	+0.22
Jul	13.500	-2.2	Sep	6.526	+12.0	Jun	74.98	+0.21
Aug	13.310	-2.0	Dec	6.632	+11.4	Sep	75.08	+0.22
Sep	12.920	-3.0	Mar	6.710	+11.0	Dec	75.16	+0.22

Beef Farmers of Ontario | Phone: 519.824.0334 | Fax: 519.824.9101 | Email: markets@ontariobeef.com

ONTARIO STOCKER & FEEDER SPECIAL FALL SALES

Dec 16	12:00 pm	Ontario Stockyards Inc	Special Bred Cow Sale
Jan 26	11:00 am	Community Livestock Exchange	Quinte Cattlemen's Stocker Sale
Jan 31	10:00 am	Kawartha Lakes Community Sale Barn	Peterborough/Victoria Counties Stocker Sale