



## DAILY MARKET INFORMATION REPORT – THURSDAY DECEMBER 28, 2023

*The next report is on Tuesday January 2, 2024. Wishing you a safe, healthy and happy New Year!*

### ONTARIO DIRECT TO PACKER RAILGRADE CATTLE TRADE

Prices are on a carcass weight basis before grade and weight discounts:

**A Grade Steers** No new trade or bids reported.

**A Grade Heifers** No new trade or bids reported.

The Ontario Railgrade market remains at a complete standstill this week, with no trade reported. There have been multiple reports that packers are not bidding on cattle this week and buying will resume next week.

### ONTARIO LIVE CATTLE TRADE

Today at Ontario Livestock Exchange: **140 Fed cattle, 550 Cows, 209 Stockers**

	Price Range	Top
Good Fed Steers	225.00-231.00	
Good Fed Heifers	214.00-220.00	
Holstein Steers	183.00-195.00	
Good Cows	105.00-123.00	175.00
Stocker Steers 700 lb +	234.00-282.50	
Lightweight Steers	250.00-300.00	
Stocker Heifers 700 lb +	238.00-272.00	
Lightweight Heifers	241.00-275.00	

Fed cows sold on a steady basis. Fed steers and heifers sold at steady prices with Holstein steers selling on a softer note. Stockers continue to sell firm. *Special Vacc Stocker Sales every Wed @ 1:00 pm. Next sale – Tuesday Jan 2, 2024.*

At Aylmer Stockyards Inc.: **December 27, 2023 – 20 Veal, 160 Cows, 40 Fed cattle, 54 Stockers**

	Price Range	Average	Top
Fed Heifers, dairy & dairy cross 1000+ lbs	112.00-194.99	179.80	194.99
Cows	70.99-155.00	115.59	180.00
Veal calves 600 lbs +	144.99-239.99	206.19	239.99

126 replacement calves sold between \$5.00 - \$975.00 for an average of \$515.32 per head. *Special stocker sales the last Wednesday of each month @ 12:30 pm!*

Ontario auction sales on **Wednesday** saw weighted prices for:

	Volume	Price Range	Average	Top
Fed Steers, Large & Medium Frame 1250 lb +	-	-	-	-
Fed Heifers, Large & Medium Frame 1000 lb +	-	-	-	-
Fed Heifers, Dairy & Dairy Cross 1000+ lb	42	116.77-189.93	175.70	194.99
Cows	558	87.65-135.41	110.01	180.00
Bulls, under 1600 lbs	3	159.33-184.33	171.83	187.50
Bulls, over 1600 lbs	1	-	-	-
Veal calves 600 lb plus	394	188.17-252.47	226.00	293.00
Veal calves under 125 lb	494	260.00-800.00	476.42	840.00

To check out individual auction market results on the BFO website go to <http://www.ontariobeef.com/markets/marketreports.aspx>

### U.S. BOXED BEEF CUT-OUT VALUES (U.S. FUNDS)

	Choice 600-900	Select 600-900
Cutout Values (noon estimate):	<b>286.63</b>	<b>259.68</b>
Change (from yesterday's close):	<b>-4.85</b>	<b>-0.64</b>
Current Five Day Average:	<b>291.59</b>	<b>261.11</b>

## ALBERTA DIRECT TRADE

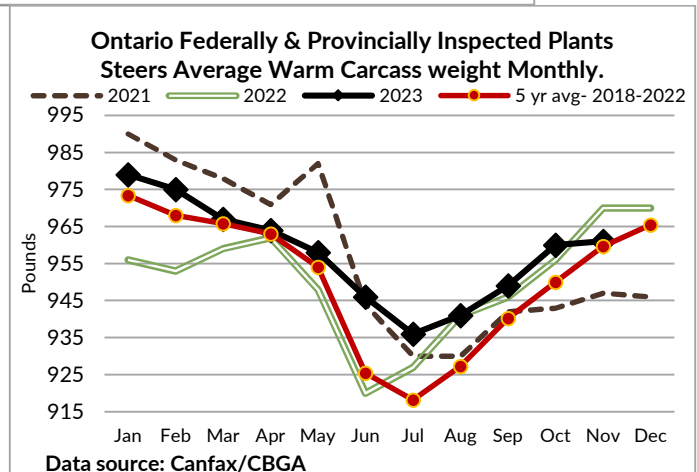
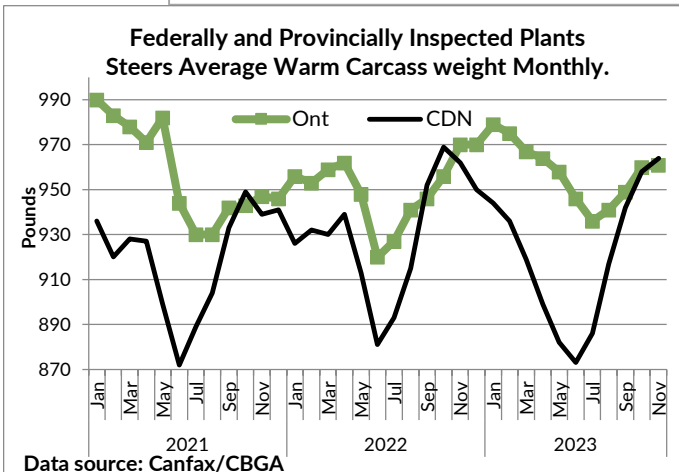
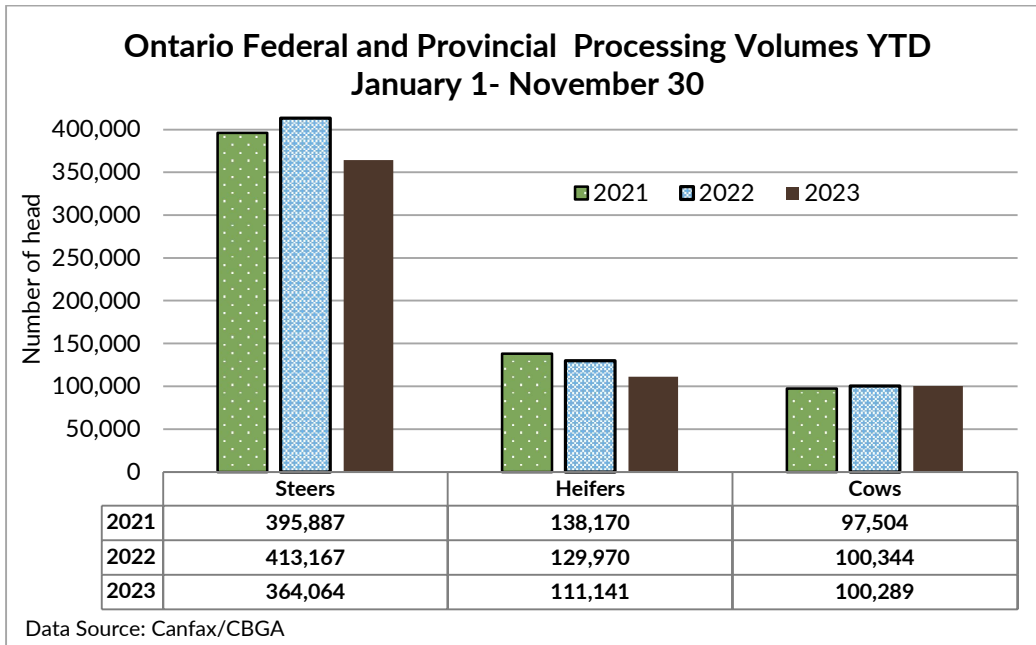
**Alberta direct trade** remains at a standstill with no bids reported so far this week. Canfax notes that selling interest is also limited.

Steers	Live FOB	No Trade	Rail - Del	No Trade
Heifers	Live FOB	No Trade	Rail - Del	No Trade

## U.S. TRADE (U.S. FUNDS)

The **U.S. cash cattle trade** saw a few bids in Nebraska on Wednesday at \$270.00 dressed, steady to last week but the bids were passed by sellers. Today a light trade has developed in the south at \$172.00 cwt live, up \$1.00 from last week on average with a light trade in the north from \$172.00-\$173.00 cwt up \$1.00-\$2.00 from last week's average price. Bids in the north from \$270.00-\$272.00 dressed which are steady to \$2.00 stronger than last week are currently being passed. Asking prices are reported as firm at \$175.00 plus live in the south and \$275.00 plus dressed in the north.

<b>Choice and Select Steers and Heifers:</b>	Live	172.00-173.00
	Rail	N/T



## CHICAGO MERCANTILE EXCHANGE

Closing quotes on futures **today** were as follows:

### Live Cattle

Dec	171.20	+0.47
Feb	168.92	-0.35
Apr	172.27	-0.70
Jun	170.15	-0.55
Aug	171.07	-0.50
Oct	176.12	-0.40

### Feeder Cattle

Jan	222.47	-2.00
Mar	223.12	-2.27
Apr	228.92	-1.97
May	234.45	-1.35
Aug	249.15	-0.72
Sep	251.70	-1.05

### Corn

Mar	4.742	-2.2
May	4.864	-2.0
Jul	4.960	-2.0
Sep	4.984	-1.6
Dec	5.046	-1.6
Mar	5.154	-1.6

### Soybeans

Jan	13.052	-11.4
Mar	13.120	-8.4
May	13.214	-8.0
Jul	13.262	-7.4
Aug	13.070	-7.0
Sep	12.720	-6.4

### Soft Red Winter Wheat

Mar	6.314	+8.4
May	6.422	+8.4
Jul	6.476	+8.2
Sep	6.574	+7.6
Dec	6.696	+7.2
Mar	6.790	+6.0

### Canadian \$

Spot	75.58	-0.10
Mar	75.68	-0.10
Jun	75.74	-0.11
Sep	75.81	-0.10
Dec	75.87	-0.10
Mar	75.92	-0.10

Beef Farmers of Ontario | Phone: 519.824.0334 | Fax: 519.824.9101 | Email: [markets@ontariobeef.com](mailto:markets@ontariobeef.com)