

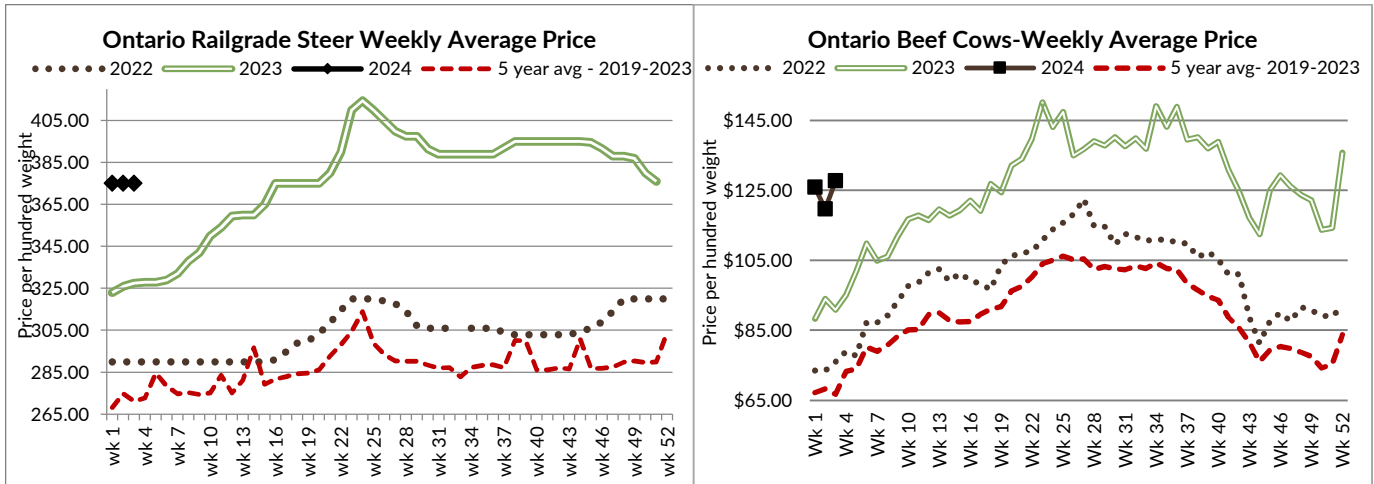


## DAILY MARKET INFORMATION REPORT – FRIDAY JANUARY 19, 2024

### ONTARIO DIRECT TO PACKER RAILGRADE CATTLE TRADE

Prices are on a carcass weight basis before grade and weight discounts:

**A Grade Steers** No trade. Bids reported at \$375.00 cwt dressed with delivery the week of Jan 29th  
**A Grade Heifers** No trade. Bids reported at \$374.00 cwt dressed with delivery the week of Jan 29th



### ONTARIO LIVE CATTLE TRADE

Today at Brussels Livestock: **750 Stockers – sale in progress. Final results will be posted on Monday's report.**

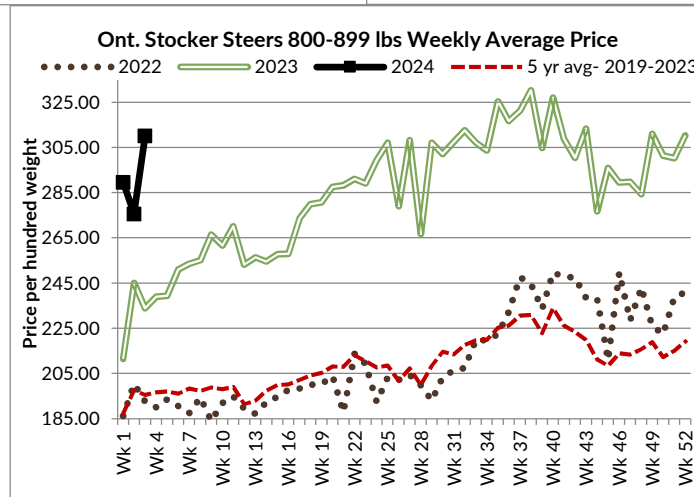
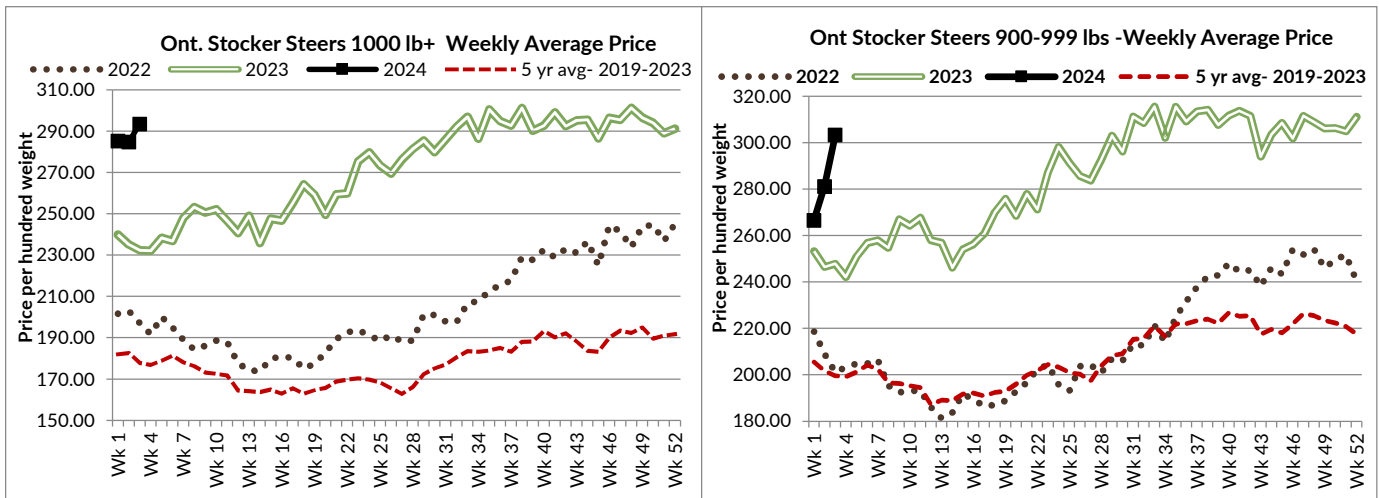
Steers	Price Range	Average	Top	Heifers	Price Range	Average	Top
1000+	284.00-307.75	298.72	307.75	900+	246.00-276.50	257.82	285.00
900-999	294.00-326.50	307.88	326.50	800-899	259.00-280.00	269.46	280.00
800-899	307.50-330.00	314.96	354.00	700-799	264.00-299.00	289.76	306.00
700-799	334.00-345.50	340.31	351.75	600-699	230.00-289.00	267.05	310.00
600-699	336.00-378.00	360.41	378.00	500-599	282.50-314.00	295.45	314.00
500-599	290.00-410.00	385.41	410.00	400-499	305.00-325.00	315.42	325.00
400-499	397.50-422.00	413.50	422.00	300-399	257.50-319.00	297.78	319.00
399-	340.00-445.00	377.00	445.00				

Calves sold on a strong active trade. Yearling steers sold \$5.00-\$8.00 cwt higher while yearling heifers were \$7.00-\$8.00 cwt higher. Black Holstein cross steers sold \$10.00 cwt higher.

Ontario auction sales on **Thursday** saw weighted prices for:

	Volume	Price Range	Average	Top
Large & Medium Frame Fed Steers +1250 lb	71	208.50-227.50	217.86	234.50
Large & Medium Frame Fed Heifers +1000 lb	31	210.00-222.00	216.25	222.00
Fed Steers, Dairy & Dairy Cross +1250 lb	22	193.00-208.00	198.78	208.00
Fed Heifers, Dairy & Dairy Cross +1000 lb	16	142.50-188.00	171.91	200.00
Cows	479	110.13-138.81	121.61	202.00
Bulls under 1600 lb	12	95.25-125.50	110.63	186.00
Bulls over 1600 lb	16	142.75-165.00	152.23	195.00
Veal 600 lb and over	49	228.00-245.00	238.90	267.00

To check out individual auction market results on the BFO website go to <https://www.ontariobeef.com/market-info/auction-reports/individual-auction-market-reports>



### ONTARIO STOCKER & FEEDER TRADE

Stocker sale at Ontario Livestock Exchange: **January 18, 2024: 293 Stockers**

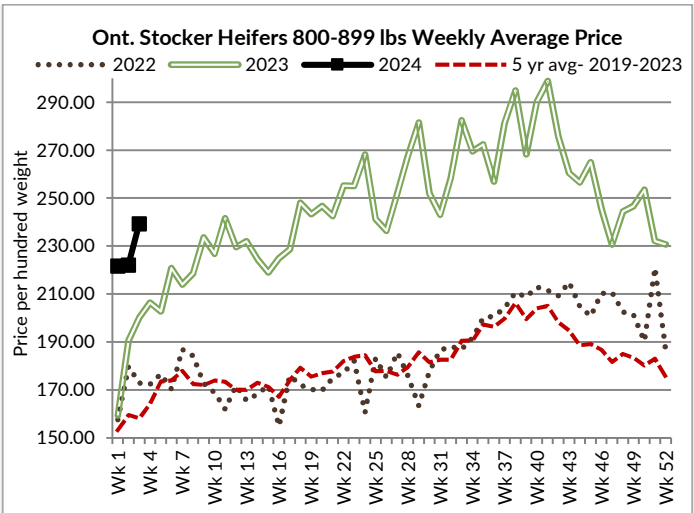
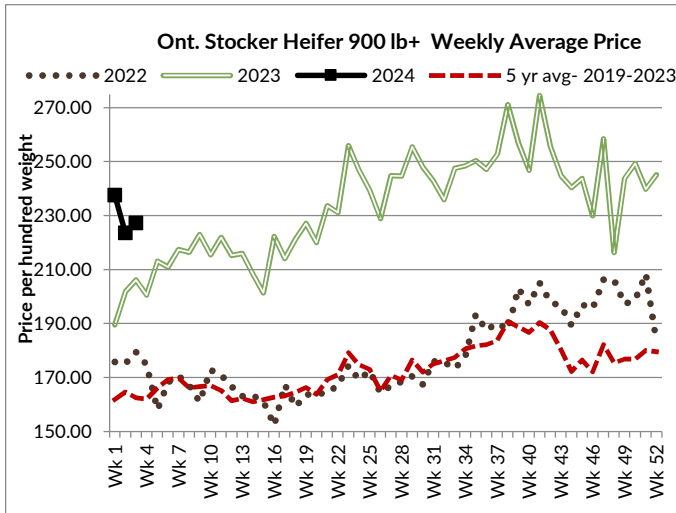
Steers	Price Range	Average	Top	Heifers	Price Range	Average	Top
800-899	170.00-282.50	240.00	320.00	900+	140.00-225.00	185.89	252.50
700-799	242.50-309.00	279.85	320.00	800-899	210.00-265.00	248.75	265.00
600-699	250.00-362.50	324.82	362.50	700-799	220.00-262.50	235.50	262.50
500-599	230.00-340.00	297.18	422.50	600-699	207.50-282.50	252.84	287.50
400-499	185.00-340.00	270.38	432.50	500-599	235.00-310.00	263.10	310.00
399-	220.00-330.00	272.50	380.00	400-499	225.00-317.50	275.56	317.50
				300-399	175.00-280.00	248.33	280.00

Stockers sold actively at higher prices.

Stocker sale at Ontario Stockyards Inc: **January 18, 2024: 761 Stockers**

Steers	Price Range	Average	Top	Heifers	Price Range	Average	Top
1000+	215.00-289.00	256.08	289.00	800-899	217.50-259.00	238.09	259.00
900-999	232.00-275.00	244.14	276.00	700-799	253.00-308.00	279.31	308.00
800-899	237.50-312.50	285.98	312.50	600-699	256.00-309.00	290.68	321.00
700-799	295.00-347.50	324.26	350.00	500-599	278.00-320.00	302.23	355.00
600-699	295.00-372.00	344.53	372.00	400-499	265.00-350.00	315.54	365.00
500-599	297.50-412.00	360.21	412.00	300-399	160.00-272.00	200.59	325.00
400-499	315.00-440.00	377.04	440.00				
399-	165.00-431.00	332.00	431.00				

Calves sold very actively on a strong, steady market.



### U.S. BOXED BEEF CUT-OUT VALUES (U.S. FUNDS)

Cutout Values (noon estimate):  
 Change (from yesterday's close):  
 Current Five Day Average:

Grade	Weight	Price	Change	5 Day Avg
Choice	600-900	295.95	-0.34	294.08
Select	600-900	284.95	+1.19	278.23

### QUEBEC ELECTRONIC AUCTION MARKET (F.O.B. THE FEEDLOT)

For the week ending January 18, 2024	Price	Change from Last Week
	375.00-375.75	-1.17

### ALBERTA DIRECT TRADE

**Alberta direct trade** this week saw a few deals notes Canfax from \$362.00-\$365.00 cwt delivered on a dressed basis which is about steady to last week but not enough sold to establish a price report. Canfax notes: "Cattle that traded were being scheduled for March delivery. Even though we are front loaded with fed cattle there are some positive signs developing as feedlot placements have been below last year for three consecutive months. Smaller feedlot placements over the past three months should be supportive to the second half of 2024 fed cattle market."

Steers	Live- FOB	N/T	Rail	362.00-365.00 delivered
Heifers	Live- FOB	N/T	Rail	362.00-365.00 delivered

### U.S. TRADE (U.S. FUNDS)

**The U.S. cash cattle trade** at time of reporting is seeing a light trade starting to surface in Nebraska at \$274.00 cwt dressed up around \$1.00 cwt from last week's trade. The rest of the country is in a standoff at the moment with asking prices at \$175.00 plus live and \$275.00 plus dressed while bids are at \$172.00 live in the south and \$272.00 dressed in the north. One side is going to have to give sooner or later if any kind of trade volumes are to develop. The Cattle on Feed report was released this afternoon with the January 1st on feed number up 2 percent from January 2023. Placements were 4 percent lower than last year with marketings down 1 percent from January 2023.

<b>Choice and Select Steers and Heifers:</b>	Live	N/T
	Rail	274.00

## CHICAGO MERCANTILE EXCHANGE

Closing quotes on futures *today* were as follows:

Live Cattle			Feeder			Corn		
	<i>US \$ cwt</i>			<i>US \$ cwt</i>			<i>US \$/bu</i>	
<b>Feb</b>	174.37	-0.45	<b>Jan</b>	230.10	-0.82	<b>Mar</b>	4.454	+1.4
<b>Apr</b>	177.37	-0.27	<b>Mar</b>	231.95	-0.60	<b>May</b>	4.560	+1.0
<b>Jun</b>	174.32	-0.20	<b>Apr</b>	237.47	-0.27	<b>Jul</b>	4.642	+0.6
<b>Aug</b>	174.77	-0.15	<b>May</b>	242.30	-0.05	<b>Sep</b>	4.686	+0.4
<b>Oct</b>	179.35	-0.12	<b>Aug</b>	257.87	-0.02	<b>Dec</b>	4.760	+0.2
<b>Dec</b>	183.22	+0.02	<b>Sep</b>	260.77	+0.12	<b>Mar</b>	4.872	+0.2

Soybeans			Soft Red Winter Wheat			Canadian \$		
	<i>US \$/bu</i>			<i>US \$/bu</i>				
<b>Mar</b>	12.132	-0.2	<b>Mar</b>	5.932	+7.6	<b>Spot</b>	74.43	+0.38
<b>May</b>	12.230	-1.2	<b>May</b>	6.034	+6.6	<b>Mar</b>	74.49	+0.38
<b>Jul</b>	12.320	-1.0	<b>Jul</b>	6.096	+6.0	<b>Jun</b>	74.56	+0.38
<b>Aug</b>	12.210	-1.2	<b>Sep</b>	6.210	+5.6	<b>Sep</b>	74.60	+0.39
<b>Sep</b>	11.972	-0.4	<b>Dec</b>	6.362	+5.6	<b>Dec</b>	74.64	+0.40
<b>Nov</b>	11.912	+0.0	<b>Mar</b>	6.500	+6.0	<b>Mar</b>	74.66	+0.40

Beef Farmers of Ontario | Phone: 519.824.0334 | Fax: 519.824.9101 | Email: [markets@ontariobeef.com](mailto:markets@ontariobeef.com)

### ONTARIO STOCKER & FEEDER SPECIAL FALL SALES

Jan 26	11:00 am	Community Livestock Exchange	Quinte Cattlemen's Stocker Sale
Jan 27	11:00 am	Denfield Livestock Exchange	Special Stocker Sale
Jan 31	10:00 am	Kawartha Lakes Community Sale Barn	Peterborough/Victoria Counties Stocker Sale
Feb 9	5:00 pm	Keady Livestock Market	Special Bred Cow Sale