



## DAILY MARKET INFORMATION REPORT – THURSDAY MARCH 7, 2024

### ONTARIO DIRECT TO PACKER RAILGRADE CATTLE TRADE

Prices are on a carcass weight basis before grade and weight discounts:

Prices reported Wednesday March 6, 2024

A Grade Steers	\$400.00 – delivery the week of April 1st
A Grade Heifers	\$399.00 – delivery the week of April 1st

### ONTARIO LIVE CATTLE TRADE

Today at Ontario Livestock Exchange: 250 Fed cattle, 390 Cows, 340 Stockers

	Price Range	Top
Good Fed Steers	242.00-254.00	
Good Fed Heifers	234.00-247.00	265.00
Holstein Steers	197.00-211.00	
Good Cows	126.00-146.00	201.00
Stocker Steers 700 lb +	287.00-355.00	
Lightweight Steers	332.00-445.00	470.00
Stocker Heifers 700 lb +	267.00-320.00	
Lightweight Heifers	290.00-387.00	435.00

Fed cows sold on a steady market. Fed steers and heifers sold at prices \$1.00-\$2.00 cwt higher with Holstein steers trading \$2.00 higher. Stockers sold higher on a real good demand. **Special Vacc Stocker Sales every Wed @ 1:00 pm.**

Today at Ontario Stockyards Inc: 650 stockers. Sale in progress. Final results will be posted on Friday's report.

Steers	Price Range	Average	Top	Heifers	Price Range	Average	Top
900-999	272.50-305.00	294.77	305.00	800-899	225.00-292.00	274.63	292.00
800-899	285.00-335.00	317.44	335.00	700-799	270.00-331.00	312.10	331.00
700-799	306.50-371.00	349.13	383.00	600-699	285.00-358.00	327.39	358.00
600-699	345.00-415.00	379.33	422.50	500-599	250.00-351.00	321.03	360.00
500-599	355.00-418.00	387.56	462.00	400-499	220.00-357.00	300.83	357.00
400-499	390.00-470.00	437.00	470.00				

With quality considered, calves are selling on a fully steady to stronger market. **Mar 14<sup>th</sup> sale includes a special spring stocker sale!**

Today at Brussels Livestock: 195 Veal

	Price Range	Top
Good Beef Veal	275.00-299.00	
Good Holstein Veal	230.00-247.00	
Slightly Heavy Holstein Veal	230.00-238.00	
Heavy Holstein 800 lb +	195.00-225.00	
Medium Holstein Veal	220.00-229.00	
Plain Holsteins	200.00-219.00	

A heavier run of veal calves traded easier. Drop calves sold from \$425.00-\$875.00 per head. **Stocker Sales every Fri @ 10:00 am.**

At Aylmer Stockyards Inc.: March 6, 2024 – 25 Veal, 129 Cows, 87 Fed cattle, 27 Stockers, 2 Bulls

	Price Range	Average	Top
Large & Medium Frame Fed Steers +1250 lbs	229.99-243.99	234.69	243.99
Large & Medium Frame Fed Heifers +1000 lbs	197.99-260.00	229.99	260.00
Fed Heifers, dairy & dairy cross 1000+ lbs	159.00-206.99	191.19	206.99
Cows	11.00-185.00	134.69	191.99
Veal calves 600 lbs +	189.99-270.00	230.79	270.00

171 Replacement Calves sold between \$5.00 - \$1400.00 for an average of \$890.23 per head. **Special stocker sales the last Wednesday of each month @ 12:30 pm!**

Ontario auction sales on **Wednesday** saw weighted prices for:

	Volume	Price Range	Average	Top
Large & Medium Frame Fed Steers +1250 lbs	28	232.14-248.82	239.47	262.00
Large & Medium Frame Fed Heifers +1000 lbs	37	212.19-250.27	231.53	261.00
Fed Heifers, Dairy & Dairy Cross + 1000 lbs	62	153.06-204.67	186.04	206.99
Cows	490	117.45-169.11	138.27	215.00
Bulls, under 1600 lbs	7	134.00-169.57	157.02	174.50
Bulls, over 1600 lbs	16	151.38-181.13	171.06	199.00
Veal calves 600 lb plus	30	185.00-247.50	216.63	270.00
Veal calves under 125 lb	184	550.00-1080.00	739.24	1200.00

To check out individual auction market results on the BFO website go to <http://www.ontariobeef.com/markets/marketreports.aspx>

### ONTARIO STOCKER & FEEDER TRADE

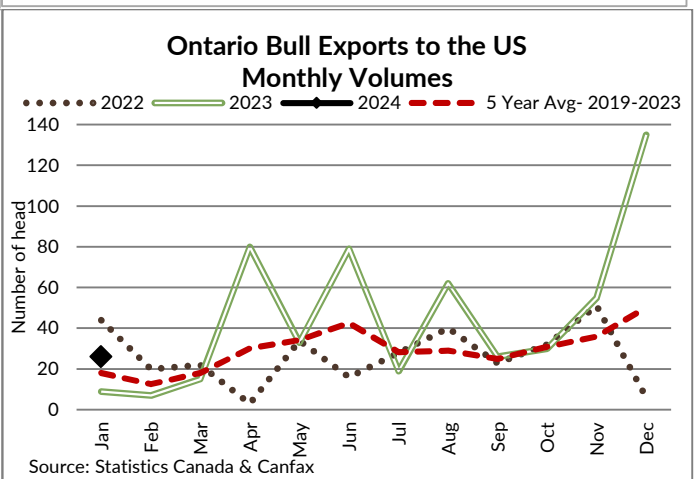
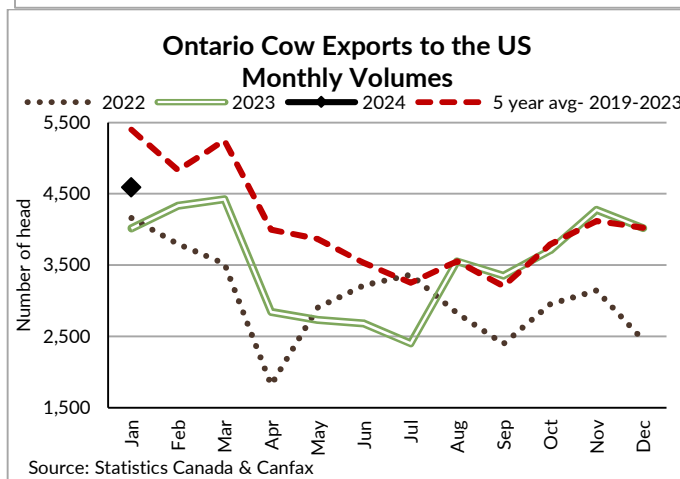
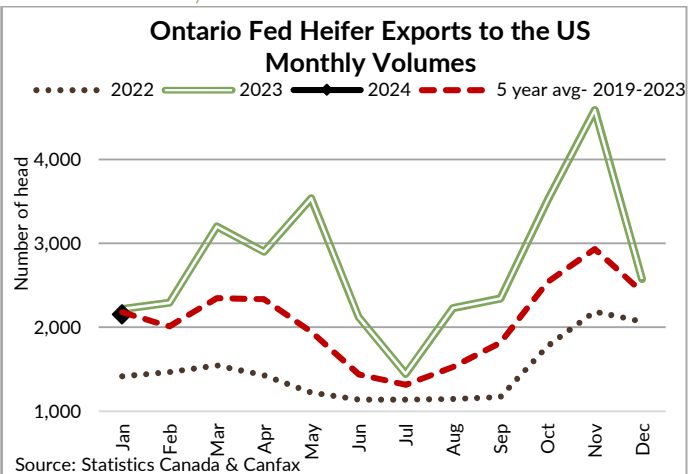
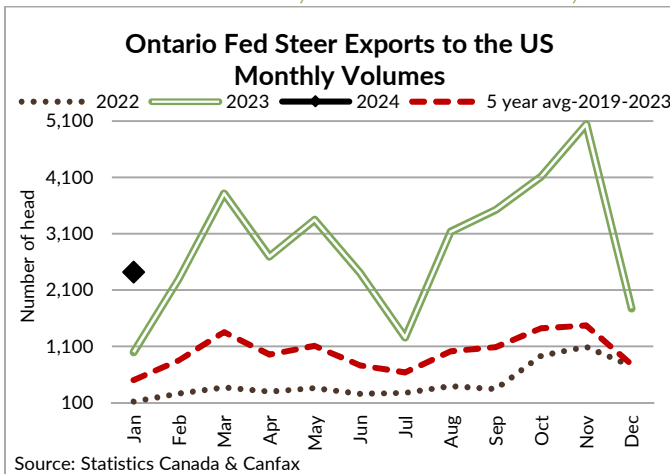
Stocker sale at Ontario Livestock Exchange: **March 6, 2024 - 538 Stockers**

Steers	Price Range	Average	Top	Heifers	Price Range	Average	Top
<b>1000+</b>	294.00-326.00	302.05	326.00	<b>900+</b>	267.50-284.00	279.25	284.00
<b>900-999</b>	301.00-325.00	314.33	325.00	<b>800-899</b>	272.00-286.00	282.00	286.00
<b>800-899</b>	310.00-337.00	329.11	337.00	<b>700-799</b>	237.50-297.50	267.50	297.50

Feeder cattle sold on a slightly easier trade.

### MONTHLY LIVE CATTLE EXPORTS TO THE U.S. FROM ONTARIO (Canfax/Stats Canada)

	January 2024	YTD 2024	January 2023	% change from 2023
<b>Steers</b>	2,422	2,422	1,000	+142%
<b>Heifers</b>	2,158	2,158	2,216	-3%
<b>Cows</b>	4,592	4,592	4,014	+14%
<b>Bulls</b>	26	26	9	+189%
<b>Feeders</b>	7	7	211	-97%
<b>Total</b>	9,205	9,205	7,450	+23.6%



## U.S. BOXED BEEF CUT-OUT VALUES (U.S. FUNDS)

	Choice 600-900	Select 600-900
Cutout Values (noon estimate):	306.15	295.72
Change (from yesterday's close):	+1.24	+0.63
Current Five Day Average:	305.10	295.01

### ALBERTA DIRECT TRADE

**Alberta direct trade** was reported by Canfax as light on Wednesday with sales at \$380.00 cwt delivered on a dressed basis, up \$2.00-\$10.00 from last week's trade. Canfax reports: "US packer interest has been noted and bids are in the upper 230's/cwt FOB the feedlot, bids are steady with last week. A few Western Canadian fed cattle have also been marketed South and will be priced off the five-area average. Western Canadian packers are getting fewer cattle committed to them on the grid, hopefully this will improve interest on the cash market."

<i>Steers</i>	Live FOB	No Trade	Rail - Del	380.00
<i>Heifers</i>	Live FOB	No Trade	Rail - Del	No Trade

### U.S. TRADE (U.S. FUNDS)

**The U.S. cash cattle** saw a couple of deals in Iowa and Nebraska late Wednesday from \$182.00-\$184.00, mainly \$183.00-\$184.00 cwt live which is steady to \$1.00 stronger than last week but not nearly enough to establish a market. Wednesday saw bids in the south at \$182.00 live while bids in the north were at \$290.00 dressed but no selling interest developed. Today, a light test is noted in the north at \$292.00 dressed up \$2.00 cwt from last week with some live deals from \$184.00-\$185.00 up \$1.00-\$2.00 with bids also as high as \$186.00. In the south bids are sitting at \$182.00 live down \$1.00 from last week's sales but sellers are passing. Asking prices are holding firm at \$185.00-\$186.00 live in the south and \$295.00 dressed in the north.

<b>Choice and Select Steers and Heifers:</b>	Live	184.00-185.00
	Rail	292.00

### CHICAGO MERCANTILE EXCHANGE

Closing quotes on futures **today** were as follows:

Live Cattle			Feeder Cattle			Corn		
<b>Apr</b>	188.72	+1.47	<b>Mar</b>	251.02	+0.00	<b>Mar</b>	4.260	+8.0
<b>Jun</b>	184.60	+1.32	<b>Apr</b>	256.30	+0.42	<b>May</b>	4.380	+9.2
<b>Aug</b>	183.50	+1.10	<b>May</b>	258.45	+0.67	<b>Jul</b>	4.494	+9.4
<b>Oct</b>	186.75	+1.12	<b>Aug</b>	269.42	+0.75	<b>Sep</b>	4.564	+8.4
<b>Dec</b>	190.40	+1.12	<b>Sep</b>	270.45	+0.85	<b>Dec</b>	4.690	+8.0
<b>Feb</b>	193.45	+0.95	<b>Oct</b>	270.80	+1.00	<b>Mar</b>	4.814	+7.4
Soybeans			Soft Red Winter Wheat			Canadian \$		
<b>Mar</b>	11.570	+16.6	<b>Mar</b>	5.206	-0.4	<b>Spot</b>	74.31	+0.32
<b>May</b>	11.662	+18.0	<b>May</b>	5.284	-2.4	<b>Mar</b>	74.32	+0.33
<b>Jul</b>	11.760	+17.2	<b>Jul</b>	5.400	-2.4	<b>Jun</b>	74.42	+0.33
<b>Aug</b>	11.696	+15.4	<b>Sep</b>	5.536	-0.2	<b>Sep</b>	74.50	+0.33
<b>Sep</b>	11.580	+13.2	<b>Dec</b>	5.716	+1.4	<b>Dec</b>	74.58	+0.32
<b>Nov</b>	11.536	+11.4	<b>Mar</b>	5.880	+2.2	<b>Mar</b>	74.67	+0.31

Beef Farmers of Ontario | Phone: 519.824.0334 | Fax: 519.824.9101 | Email: [markets@ontariobeef.com](mailto:markets@ontariobeef.com)