



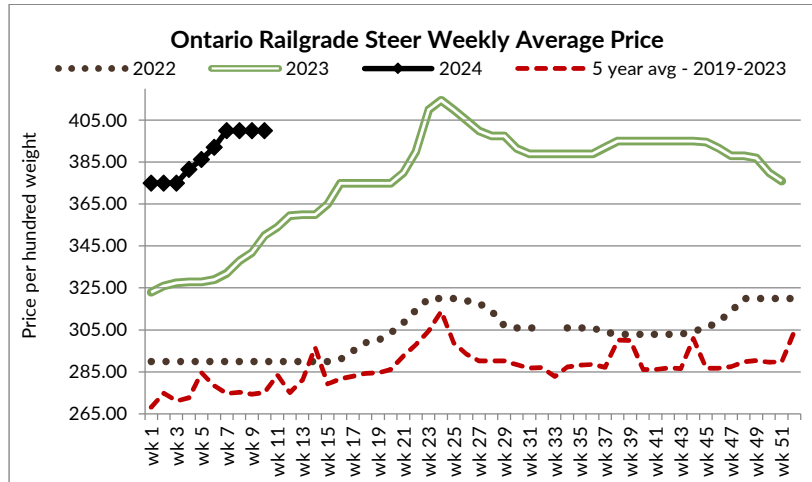
DAILY MARKET INFORMATION REPORT – FRIDAY March 8, 2024

ONTARIO DIRECT TO PACKER RAILGRADE CATTLE TRADE

Prices are on a carcass weight basis before grade and weight discounts:

A Grade Steers
A Grade Heifers

400.00 – Delivery the week of April 8th
399.00 – Delivery the week of April 8th

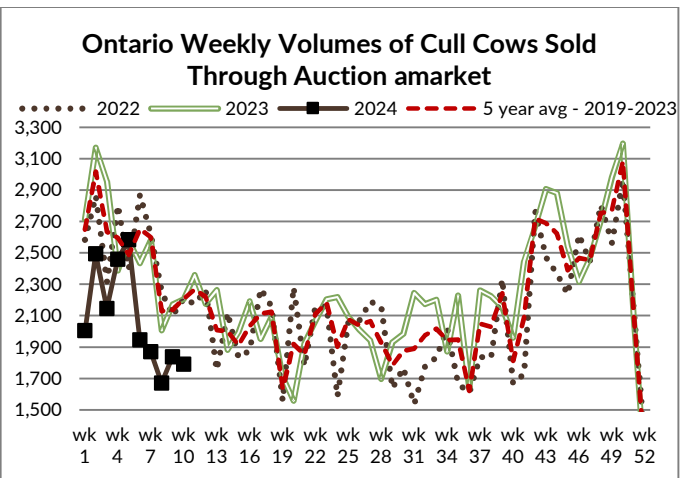
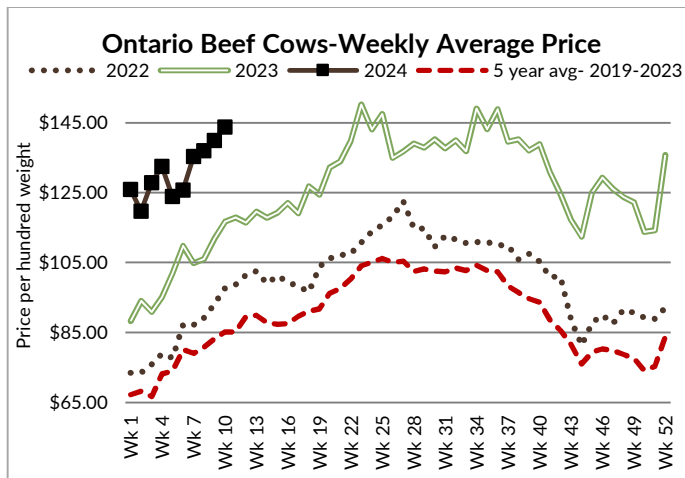


ONTARIO LIVE CATTLE TRADE

Today at Brussels Livestock: **1,000 Head -Sale in progress- Final results will be posted on Monday's Report**

Steers	Price Range	Average	Top	Heifers	Price Range	Average	Top
1000+	264.00-298.00	277.94	298.00	900+	281.00-300.00	293.37	300.00
900-999	285.00-328.00	313.09	328.00	800-899	259.00-306.00	293.04	306.00
800-899	294.00-340.00	323.03	340.00	700-799	264.00-320.00	301.02	324.00
700-799	312.50-365.00	345.03	365.00	600-699	296.00-360.00	322.62	367.00
600-699	276.00-362.00	326.53	401.00	500-599	267.50-360.00	311.09	365.00
500-599	325.00-422.00	382.81	430.00	400-499	320.00-445.00	377.12	445.00
400-499	272.50-447.00	382.31	465.00	300-399	310.00-400.00	340.00	400.00
399-	312.50-410.00	365.63	465.00				

Choice calves are selling fully steady. 2nd cut heifers are selling easier. Yearlings were just starting to trade at time of reporting.



Ontario auction sales on **Thursday** saw weighted prices for:

	Volume	Price Range	Average	Top
Large & Medium Frame Fed Steers +1250 lb	97	229.00-248.00	239.37	254.00
Large & Medium Frame Fed Heifers +1000 lb	72	220.00-248.50	234.68	265.00
Fed Steers, Dairy & Dairy Cross +1250 lb	61	181.46-209.98	196.24	230.00
Fed Heifers, Dairy & Dairy Cross +1000 lb	19	180.63-202.68	190.35	205.00
Cows	423	114.73-143.62	128.56	205.00
Bulls over 1600 lb	19	143.21-179.21	160.66	205.00
Veal 600 lb and over	151	182.26-237.30	217.22	299.00

To check out individual auction market results on the BFO website go to <https://www.ontariobeef.com/market-info/auction-reports/individual-auction-market-reports>

ONTARIO STOCKER & FEEDER TRADE

Stocker sale at Ontario Livestock Exchange: **March 7, 2024 -333 Stockers**

Steers	Price Range	Average	Top	Heifers	Price Range	Average	Top
700-799	260.00-355.00	307.19	355.00	700-799	232.50-315.00	266.57	320.00
600-699	267.50-360.00	313.88	380.00	600-699	240.00-337.50	286.06	340.00
500-599	185.00-345.00	296.67	400.00	500-599	205.00-335.00	288.75	350.00
400-499	285.00-435.00	398.64	435.00	400-499	175.00-322.50	236.07	365.00
399-	395.00-470.00	426.67	470.00	300-399	217.50-310.00	248.33	345.00

Stockers sold higher on a real good demand. **Vaccinated stocker sales every Wednesday at 1:00 pm!**

Stocker sale at Ontario Stockyards Inc: **March 7, 2024: 693 Stockers**

Steers	Price Range	Average	Top	Heifers	Price Range	Average	Top
900-999	272.50-305.00	293.96	305.00	800-899	225.00-292.00	274.63	292.00
800-899	272.50-335.00	311.23	335.00	700-799	259.00-331.00	306.03	331.00
700-799	305.00-371.00	343.04	383.00	600-699	250.00-351.00	302.78	358.00
600-699	311.00-390.00	355.14	422.50	500-599	250.00-360.00	322.97	360.00
500-599	350.00-418.00	384.77	462.00	400-499	220.00-357.00	300.79	357.00
400-499	380.00-470.00	428.52	470.00				

With quality considered, calves sold on a fully steady to stronger market.

Stocker sale at Ottawa Livestock Exchange: **March 7, 2024: 68 Stockers**

Steers	Price Range	Average	Top	Heifers	Price Range	Average	Top
500-599	267.00-362.00	309.45	380.00	600-699	235.00-280.00	272.00	320.00
400-499	272.00-367.00	311.80	400.00	500-599	245.00-332.00	298.00	332.00

U.S. BOXED BEEF CUT-OUT VALUES (U.S. FUNDS)

	Choice 600-900	Select 600-900
Cutout Values (noon estimate):	306.96	296.89
Change (from yesterday's close):	+0.35	+0.63
Current Five Day Average:	305.58	295.43

QUEBEC ELECTRONIC AUCTION MARKET (F.O.B. THE FEEDLOT)

	Price	Change from Last Week
For the week ending March 8, 2024	398.00	-4.08

ALBERTA DIRECT TRADE

Alberta direct trade was reported by Canfax as light with sales at \$380.00 cwt delivered on a dressed basis, up \$2.00-\$7.00 from last week's trade. Canfax reports: "Cattle that traded were being schedule for early April delivery. Competition on the cash market was decent with four Western Canadian packers buying cattle. US packer interest was noted from at least 2 Pacific Northwest US plants. Cattle that traded to the US were at a premium over local deals. Could be weather related but non-fed volumes through commercial auction facilities have been very light. It would not be surprising if packers started to scale back hours on the cows in the coming weeks to match tighter numbers."

Steers	Live- FOB	239.00	Rail- FOB	377.25-378.50
Heifers	Live- FOB	236.25-239.00	Rail- FOB	377.00-377.25

U.S. TRADE (U.S. FUNDS)

The U.S. cash cattle trade on Thursday saw a light to moderate trade develop in the north with live sales from \$182.00-\$188.00, mainly \$185.00 cwt up \$2.00 from last week's northern trade. On a dressed basis sales were reported from \$290.00-\$300.00 cwt dressed mainly \$294.00 up \$4.00 cwt from the previous week's averages. The south was fairly quiet with just a couple of sales noted at \$186.00 live up \$3.00 from last week but not enough sold to establish trade. Today a light trade in the south is sitting at \$185.00 live up \$2.00 cwt while the north is quiet following yesterday's active trade. Asking prices are at \$187.00-\$189.00 live in the south and \$295.00 dressed in the north, however business in the north appears to be completed for the week.

Choice and Select Steers and Heifers:

Live	182.00-188.00
Rail	290.00-300.00

CHICAGO MERCANTILE EXCHANGE

Closing quotes on futures *today* were as follows:

Live Cattle			Feeder			Corn		
	US \$ cwt			US \$ cwt			US \$/bu	
Apr	187.60	-1.12	Mar	249.20	-1.82	Mar	4.262	+0.2
Jun	183.42	-1.17	Apr	254.10	-2.20	May	4.396	+1.6
Aug	182.25	-1.25	May	256.75	-1.70	Jul	4.516	+2.2
Oct	185.55	-1.20	Aug	268.35	-1.07	Sep	4.592	+2.6
Dec	189.50	-0.90	Sep	269.32	-1.12	Dec	4.720	+3.0
Feb	192.75	-0.70	Oct	269.70	-1.10	Mar	4.842	+2.6
Soybeans			Soft Red Winter Wheat			Canadian \$		
	US \$/bu			US \$/bu				
Mar	11.704	+13.4	Mar	5.266	+6.0	Spot	74.16	-0.15
May	11.840	+17.6	May	5.376	+9.2	Mar	74.17	-0.15
Jul	11.954	+19.4	Jul	5.502	+10.2	Jun	74.27	-0.15
Aug	11.890	+19.2	Sep	5.644	+10.6	Sep	74.35	-0.15
Sep	11.770	+19.0	Dec	5.826	+11.0	Dec	74.43	-0.15
Nov	11.736	+20.0	Mar	5.994	+11.4	Mar	74.52	-0.15

Beef Farmers of Ontario | Phone: 519.824.0334 | Fax: 519.824.9101 | Email: markets@ontariobeef.com

ONTARIO STOCKER & FEEDER SPECIAL FALL SALES

Mar 9	11:00 am	David Carsons Farm & Auctions	Bred Cows/Pairs, Breeder Bulls, Cull Cows, Stockers
Mar 13	10:00 am	Kawartha Lakes Community Sale Barn	Peterborough/Victoria Counties Stocker Sale
Mar 14	11:00 am	Ontario Stockyards Inc	Special Spring Stocker Sale (in reg sale)
Mar 15	11:00 am	Community Livestock Exchange	Quinte Cattlemens Stocker Sale
Mar 16	2:00 pm	Maple Hill Auctions Ltd	Rollin Acres Charolais Bull Sale
Mar 23	11:00 am	David Carsons Farm & Auctions	Beef Cow & Calf Sale, Cow/calf pairs
Mar 23	11:00 am	Denfield Livestock Exchange	Vaccinated Calf & Yearling Sale
Mar 27	12:00 pm	Aylmer Stockyards Inc	Special Stocker Sale
Mar 27	1:00 pm	Vankleek Hill Livestock Exchange	Special Stocker Sale
Mar 27	7:00 pm	Cargill Auction Market	Special Stocker Sale
Apr 6	11:00 am	Denfield Livestock Exchange	Vaccinated Calf & Yearling Sale
Apr 6	2:00 pm	Keady Livestock Market	Saunders' Annual Charolais Bull Sale