



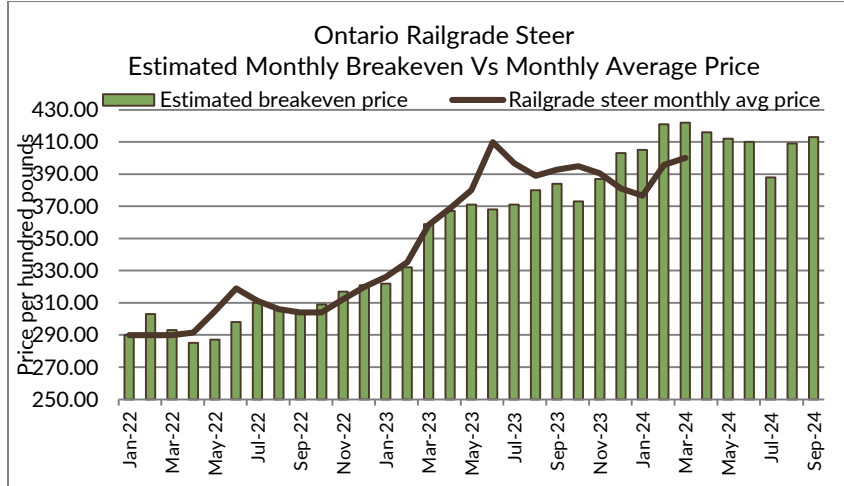
DAILY MARKET INFORMATION REPORT – FRIDAY APRIL 5, 2024

ONTARIO DIRECT TO PACKER RAILGRADE CATTLE TRADE

Prices are on a carcass weight basis before grade and weight discounts:

A Grade Steers
A Grade Heifers

No trade reported today. Bids are steady at \$400.00 dressed - delivery the week of Apr 22nd.
No trade reported today. Bids are steady at \$399.00 dressed - delivery the week of Apr 22nd.



The information provided on this report is based on weighted averages for actual data collected. Input costs are a guideline only and will vary from producer to producer. BFO does not take any responsibility and accepts no legal liability arising from or connected to damages or losses experienced by producers when using this information. This is to be used at your own risk.

ONTARIO LIVE CATTLE TRADE

Today at Brussels Livestock: **1,650 Head -Sale in progress- Final results will be posted on Monday's Report**

| Steers | Price Range | Average | Top | Heifers | Price Range | Average | Top |
|---------|---------------|---------|--------|---------|---------------|---------|--------|
| 1000+ | 249.00-306.00 | 288.57 | 306.00 | 800-899 | 270.00-306.00 | 296.00 | 306.00 |
| 900-999 | 299.50-326.00 | 314.73 | 326.00 | 700-799 | 285.00-325.00 | 312.66 | 325.00 |
| 800-899 | 315.00-369.00 | 350.05 | 369.00 | 600-699 | 283.00-376.00 | 342.41 | 384.00 |
| 700-799 | 311.00-379.50 | 360.23 | 379.50 | 500-599 | 330.00-421.00 | 379.42 | 421.00 |
| 600-699 | 349.00-416.25 | 392.97 | 431.00 | 400-499 | 355.00-418.00 | 386.45 | 425.00 |
| 500-599 | 370.00-431.00 | 410.35 | 441.00 | 300-399 | 360.00-410.00 | 392.00 | 410.00 |
| 400-499 | 405.00-460.00 | 435.50 | 460.00 | | | | |
| 399- | 370.00-475.00 | 456.43 | 475.00 | | | | |

Calves sold fully steady with grass types trading at a premium of \$5.00-\$10.00 cwt higher than last week. Yearlings had not started to trade at time of reporting.

Ontario auction sales on **Thursday** saw weighted prices for:

| | Volume | Price Range | Average | Top |
|---|--------|---------------|---------|--------|
| Large & Medium Frame Fed Steers +1250 lb | 151 | 234.00-243.75 | 240.33 | 265.00 |
| Large & Medium Frame Fed Heifers +1000 lb | 40 | 232.00-242.00 | 235.97 | 250.00 |
| Fed Steers, Dairy & Dairy Cross +1250 lb | 48 | 208.00-221.00 | 216.08 | 223.00 |
| Fed Heifers, Dairy & Dairy Cross +1000 lb | 18 | 203.00-222.00 | 211.73 | 222.00 |
| Cows | 350 | 119.94-163.07 | 140.79 | 215.00 |
| Bulls under 1600 lbs | 11 | 139.55-187.18 | 162.73 | 225.00 |
| Bulls over 1600 lb | 16 | 170.13-199.50 | 186.63 | 215.00 |
| Veal 600 lb and over | 132 | 211.27-243.52 | 226.24 | 285.00 |

To check out individual auction market results on the BFO website go to <https://www.ontariobeef.com/market-info/auction-reports/individual-auction-market-reports>

ONTARIO STOCKER & FEEDER TRADE

Stocker sale at Ontario Livestock Exchange: **April 4, 2024 - 343 Stockers**

| Steers | Price Range | Average | Top | Heifers | Price Range | Average | Top |
|---------|---------------|---------|--------|---------|---------------|---------|--------|
| 900-999 | 265.00-307.50 | 296.75 | 307.50 | 900+ | 175.00-270.00 | 224.57 | 315.00 |
| 800-899 | 270.00-337.50 | 299.13 | 337.50 | 800-899 | 252.50-285.00 | 260.00 | 285.00 |
| 700-799 | 270.00-357.50 | 312.35 | 357.50 | 700-799 | 230.00-280.00 | 266.47 | 307.50 |
| 600-699 | 220.00-345.00 | 306.15 | 365.00 | 600-699 | 225.00-307.50 | 270.00 | 335.00 |
| 500-599 | 315.00-405.00 | 370.93 | 405.00 | 500-599 | 270.00-335.00 | 312.86 | 385.00 |
| 400-499 | 300.00-470.00 | 380.00 | 470.00 | 400-499 | 290.00-355.00 | 326.43 | 355.00 |
| 399- | 200.00-420.00 | 295.00 | 490.00 | 300-399 | 240.00-330.00 | 295.00 | 330.00 |

Stockers continue to sell on a good demand at firm prices. *Vaccinated stocker sales every Wednesday at 1:00 pm!*

Stocker sale at Ontario Stockyards Inc: **April 4, 2024: 466 Stockers**

| Steers | Price Range | Average | Top | Heifers | Price Range | Average | Top |
|---------|---------------|---------|--------|---------|---------------|---------|--------|
| 1000+ | 140.00-235.00 | 188.58 | 263.00 | 800-899 | 204.00-310.00 | 288.62 | 310.00 |
| 800-899 | 255.00-367.50 | 336.61 | 367.50 | 700-799 | 280.00-345.00 | 315.72 | 345.00 |
| 700-799 | 315.00-380.00 | 355.91 | 380.00 | 600-699 | 280.00-359.00 | 331.79 | 387.00 |
| 600-699 | 330.00-413.00 | 367.38 | 420.00 | 500-599 | 365.00-405.00 | 384.74 | 405.00 |
| 500-599 | 350.00-434.00 | 396.24 | 435.00 | 400-499 | 370.00-412.50 | 394.79 | 412.50 |
| 400-499 | 415.00-487.50 | 446.75 | 487.50 | 300-399 | 375.00-430.00 | 389.00 | 430.00 |
| 399- | 250.00-470.00 | 401.50 | 470.00 | | | | |

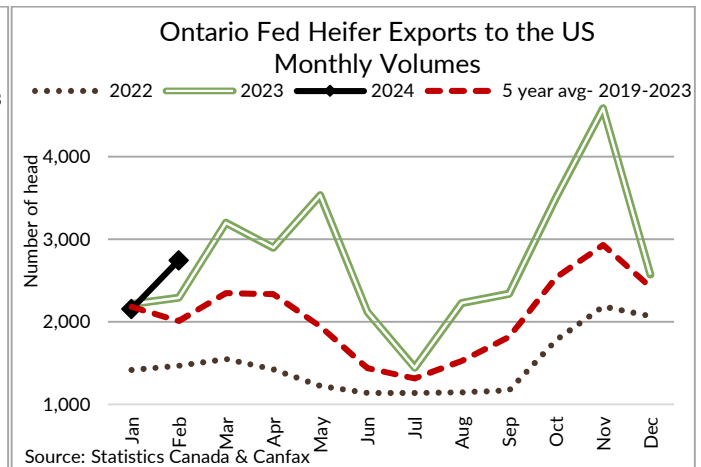
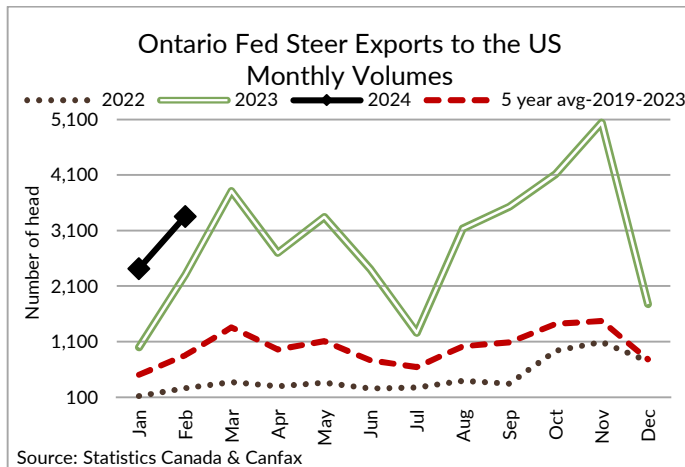
A medium quality offering of calves sold fully steady with heifers bringing a premium.

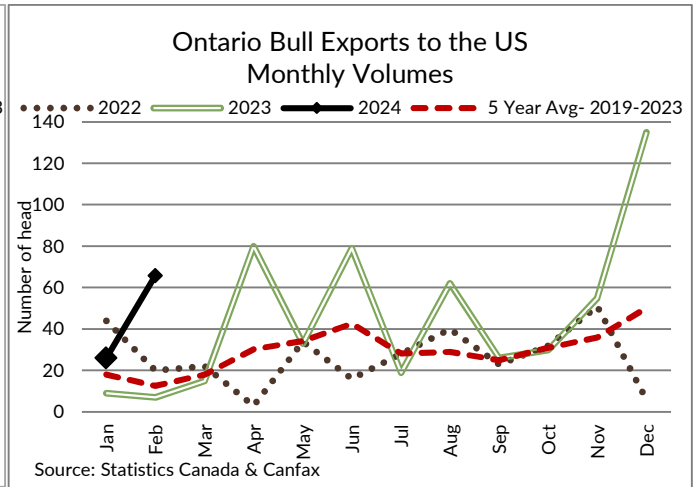
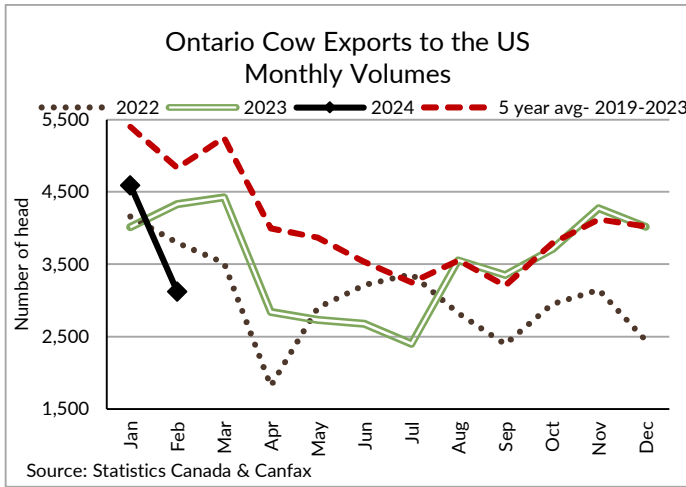
U.S. BOXED BEEF CUT-OUT VALUES (U.S. FUNDS)

| | Choice 600-900 | Select 600-900 |
|----------------------------------|-------------------|-------------------|
| Cutout Values (noon estimate): | 297.16 | 295.11 |
| Change (from yesterday's close): | +0.01 | -0.94 |
| Current Five Day Average: | 303.01 | 299.44 |

MONTHLY LIVE CATTLE EXPORTS TO THE U.S. FROM ONTARIO (Canfax/Stats Canada)

| | Feb 2024 | YTD 2024 | Jan 1-Feb 2023 | % change from 2023 |
|--------------|--------------|---------------|----------------|--------------------|
| Steers | 3,359 | 5,781 | 3,308 | +75% |
| Heifers | 2,746 | 4,904 | 4,510 | +9% |
| Cows | 3,126 | 7,718 | 8,348 | -8% |
| Bulls | 66 | 92 | 16 | +475% |
| Feeders | 75 | 82 | 421 | -81% |
| Total | 9,372 | 18,577 | 16,603 | +12% |





QUEBEC ELECTRONIC AUCTION MARKET (F.O.B. THE FEEDLOT)

For the week ending April 4, 2024

Price
404.00-404.50

Change from Last Week
N/A

ALBERTA DIRECT TRADE

Alberta direct trade this week was light but stronger. Canfax reports: "sales so far week have seen light trade develop with dressed sales ranging from \$405.00-415.00/cwt delivered, \$5-15/cwt higher than the previous week. Most of the cattle that traded this week would be picked up in 1-2 weeks. A few cattle would not be picked up until mid-May. Western Canadian packer competition on the cash market has been good. Packers have been actively making inquiries looking for cattle. Alberta fed prices have shifted to a premium against the Ontario market. Fed prices are within \$5.00/cwt of their record highs set back in June of last year. Alberta fed basis levels did strengthen, basis levels are the strongest they have been this year.

| | | | | |
|---------|-----------|--------|-----------|---------------|
| Steers | Live- FOB | N/T | Rail- FOB | 402.75-413.50 |
| Heifers | Live- FOB | 243.25 | Rail- FOB | 403.50-413.50 |

U.S. TRADE (U.S. FUNDS)

The U.S. cash cattle trade so far this week has seen light to moderate trade in the north from \$186.00-\$189.00 live, mainly \$187.00 cwt down \$2.00-\$3.00 from last week's northern sales, with dressed deals from \$295.00-\$298.00, most \$296.00-\$297.00 also down \$2.00-\$3.00 cwt. The south has been at a standstill as bids of \$182.00-\$183.00 live were passed. At time of reporting the bids in the south have resurfaced from \$182.00-\$184.00 live but are not getting any cattle bought. Today active trade in the south at \$184.00 live developed, down \$2.00 cwt from last week's southern trade. A couple of deals in the north today are noted at \$186.00-\$187.00 live down \$1.00 cwt from Thursday's trade but it appears the bulk of trade there was completed. Asking prices for the remaining cattle are sitting at \$186.00-\$187.00 cwt live in the south and \$299.00 plus dressed in the north.

| | | |
|--|------|---------------|
| Choice and Select Steers and Heifers: | Live | 184.00-189.00 |
| | Rail | 295.00-298.00 |

CHICAGO MERCANTILE EXCHANGE

Closing quotes on futures **today** were as follows:

| Live Cattle | | | Feeder | | | Corn | | |
|-------------|-----------|-------|--------|-----------|-------|------|----------|------|
| | US \$ cwt | | | US \$ cwt | | | US \$/bu | |
| Apr | 178.25 | -3.22 | Apr | 237.70 | -5.00 | May | 4.342 | -1.0 |
| Jun | 172.05 | -3.80 | May | 238.17 | -5.70 | Jul | 4.466 | -0.6 |
| Aug | 169.97 | -3.35 | Aug | 248.62 | -5.85 | Sep | 4.570 | -1.2 |
| Oct | 173.35 | -3.05 | Sep | 250.52 | -5.27 | Dec | 4.724 | -0.6 |
| Dec | 177.85 | -3.00 | Oct | 251.65 | -4.90 | Mar | 4.852 | -0.2 |
| Feb | 181.60 | -2.97 | Nov | 251.65 | -4.57 | May | 4.922 | +0.4 |

| Soybeans | | | Soft Red Winter Wheat | | | Canadian \$ | | |
|----------|----------|------|-----------------------|----------|-------|-------------|-------|-------|
| | US \$/bu | | | US \$/bu | | | | |
| May | 11.850 | +5.0 | May | 5.672 | +11.0 | Spot | 73.58 | -0.27 |
| Jul | 11.966 | +4.4 | Jul | 5.816 | +10.2 | Jun | 73.66 | -0.27 |
| Aug | 11.946 | +3.4 | Sep | 5.984 | +9.4 | Sep | 73.77 | -0.25 |
| Sep | 11.810 | +2.0 | Dec | 6.216 | +8.2 | Dec | 73.89 | -0.24 |
| Nov | 11.846 | +1.0 | Mar | 6.390 | +7.0 | Mar | 74.00 | -0.23 |
| Jan | 11.972 | +0.6 | May | 6.486 | +6.0 | Jun | 74.10 | -0.22 |

Beef Farmers of Ontario | Phone: 519.824.0334 | Fax: 519.824.9101 | Email: markets@ontariobeef.com

ONTARIO STOCKER & FEEDER SPECIAL FALL SALES

| | | | |
|--------|----------|------------------------------------|--|
| Apr 6 | 11:00 am | Denfield Livestock Exchange | Vaccinated Calf & Yearling Sale |
| Apr 6 | 2:00 pm | Keady Livestock Market | Saunders' Annual Charolais Bull Sale |
| Apr 15 | 7:00 pm | Maple Hill Auctions Ltd | First Special Spring Stocker Sale |
| Apr 16 | 11:00 am | Ontario Stockyards Inc | All Vaccinated Stocker Sale |
| Apr 17 | 10:00 am | Kawartha Lakes Community Sale Barn | Special Spring Stocker Sale |
| Apr 20 | 11:00 am | Denfield Livestock Exchange | Vaccinated Calf & Yearling Sale |
| Apr 24 | 12:00 pm | Aylmer Stockyards Inc | Special Spring Stocker Sale |
| Apr 24 | 1:00 pm | Vankleek Hill Livestock Exchange | Special Spring Stocker Sale |
| Apr 26 | 10:00 am | Keady Livestock Market | Northern Select Stocker Sale |
| Apr 27 | 8:00 am | Rainy River Cattlemen's - Stratton | Special Spring Stocker Sale/Cows/Bulls |