



DAILY MARKET INFORMATION REPORT – FRIDAY APRIL 19, 2024

ONTARIO DIRECT TO PACKER RAILGRADE CATTLE TRADE

Prices are on a carcass weight basis before grade and weight discounts:

A Grade Steers

No new trade reported. Bids were noted at \$400.00 cwt dressed with delivery the May 13th

A Grade Heifers

No new trade reported. Bids were noted at \$399.00 cwt dressed with delivery the May 13th

ONTARIO LIVE CATTLE TRADE

Today at Brussels Livestock: **1,275 Head** -Sale in progress- Final results will be posted on Monday's Report

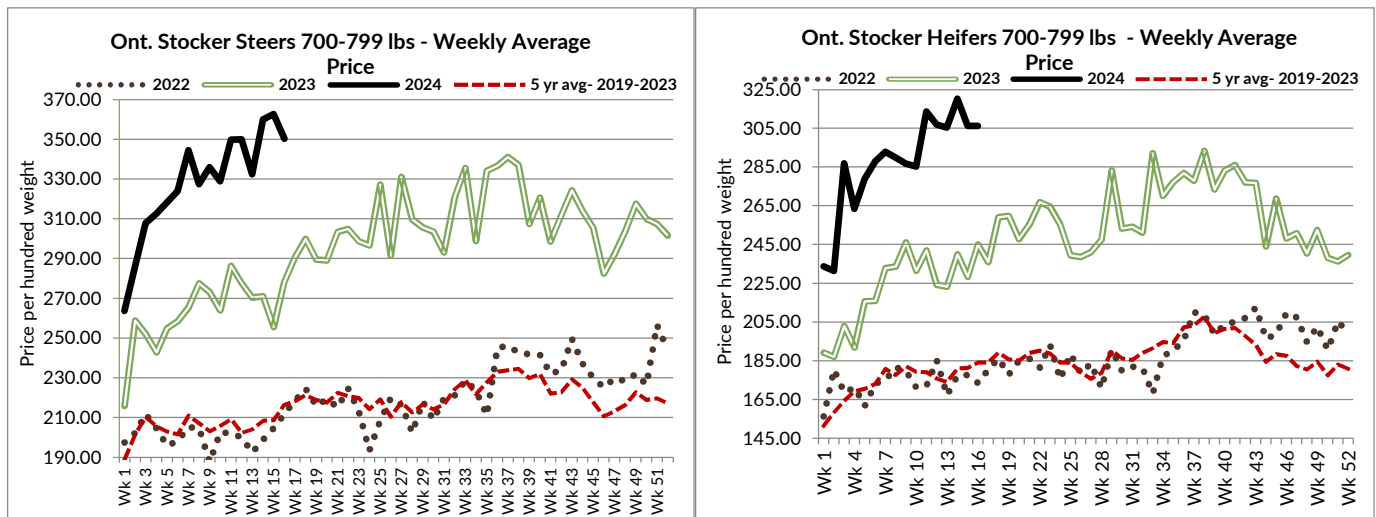
Steers	Price Range	Average	Top	Heifers	Price Range	Average	Top
1000+	245.00-290.00	263.41	310.00	900+	251.00-312.00	282.76	312.00
900-999	270.00-317.00	288.93	317.00	800-899	260.00-330.00	297.99	330.00
800-899	295.00-325.00	314.16	337.00	700-799	272.00-338.00	300.56	338.00
700-799	300.00-360.00	334.09	377.00	600-699	306.00-370.00	338.35	370.00
600-699	317.00-399.00	362.32	455.00	500-599	305.00-375.00	349.47	410.00
500-599	391.00-461.00	424.76	500.00	400-499	270.00-418.00	350.39	450.00
400-499	437.50-490.00	460.71	500.00	300-399	310.00-385.00	331.25	385.00
399-	415.00-515.00	435.00	515.00				

Choice calves are selling steady while second cut calves are trading under pressure. Yearlings were just starting to trade at time of reporting.

Ontario auction sales on **Thursday** saw weighted prices for:

	Volume	Price Range	Average	Top
Large & Medium Frame Fed Steers +1250 lb	167	234.50-243.00	239.87	244.00
Large & Medium Frame Fed Heifers +1000 lb	77	221.08-241.10	231.77	243.00
Fed Steers, Dairy & Dairy Cross +1250 lb	43	206.00-223.00	215.35	223.00
Fed Heifers, Dairy & Dairy Cross +1000 lb	22	188.45-213.91	200.07	225.00
Cows	483	123.99-163.76	141.32	214.00
Bulls under 1600 lbs	5	170.20-205.20	188.40	230.00
Bulls over 1600 lb	22	105.45-183.91	148.80	215.00
Veal 600 lb and over	141	175.43-224.90	202.83	319.00

To check out individual auction market results on the BFO website go to <https://www.ontariobeef.com/market-info/auction-reports/individual-auction-market-reports>

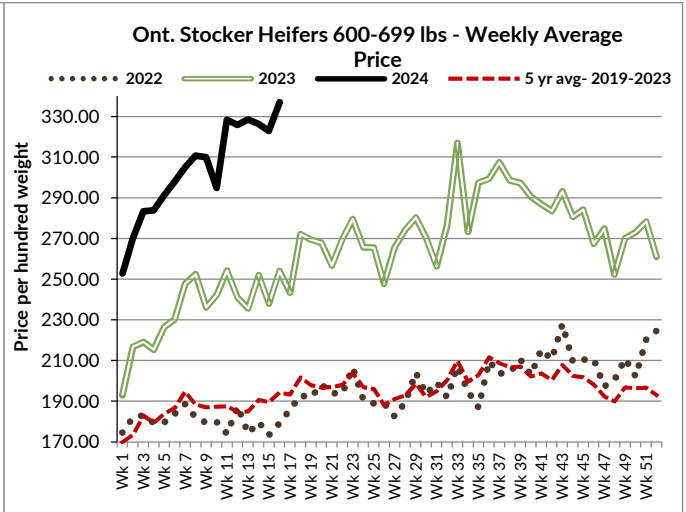
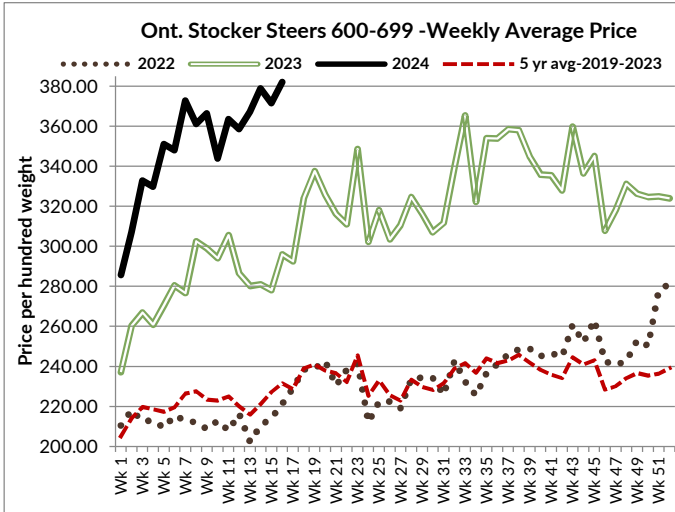


ONTARIO STOCKER & FEEDER TRADE

Stocker sale at Ontario Livestock Exchange: **April 18, 2024 – 458 Stockers**

Steers	Price Range	Average	Top	Heifers	Price Range	Average	Top
1000+	230.00-260.00	245.59	280.00	900+	220.00-260.00	243.67	260.00
900-999	260.00-287.50	272.02	305.00	800-899	190.00-300.00	257.50	300.00
800-899	225.00-320.00	275.44	320.00	700-799	200.00-305.00	258.24	305.00
700-799	270.00-330.00	299.27	335.00	600-699	255.00-330.00	291.03	330.00
600-699	280.00-347.50	315.86	365.00	500-599	240.00-360.00	309.14	360.00
500-599	235.00-400.00	339.21	410.00	400-499	285.00-340.00	315.88	400.00
400-499	300.00-455.00	408.75	455.00	300-399	310.00-340.00	327.14	340.00
399-	180.00-445.00	330.00	445.00				

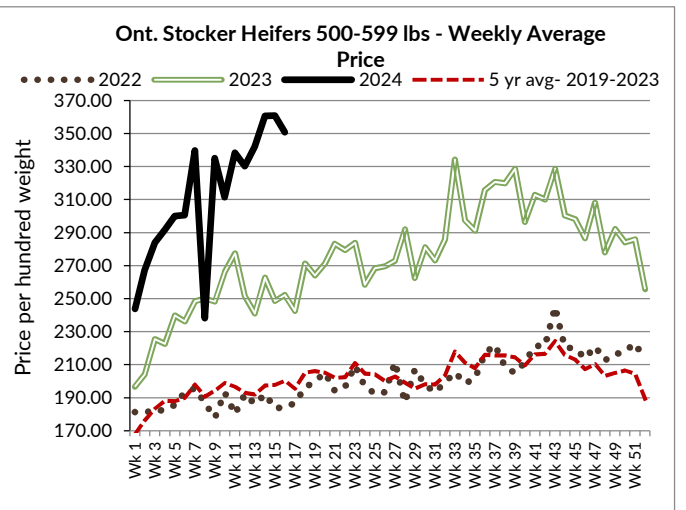
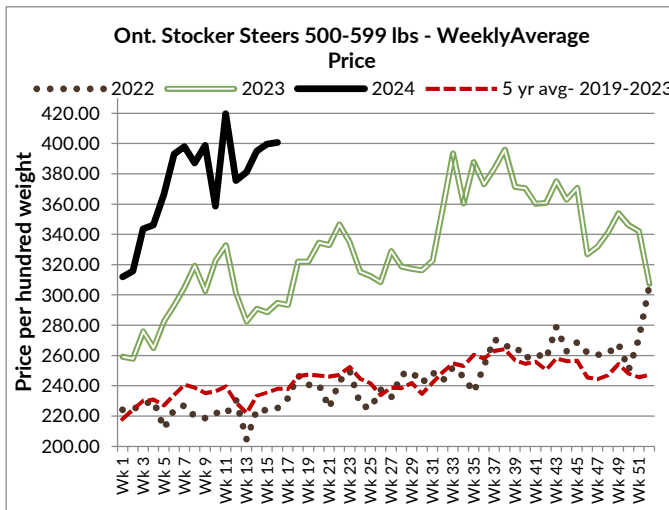
Stockers continue to sell on a good demand at firm prices. *Vaccinated stocker sales every Wednesday at 1:00 pm!*

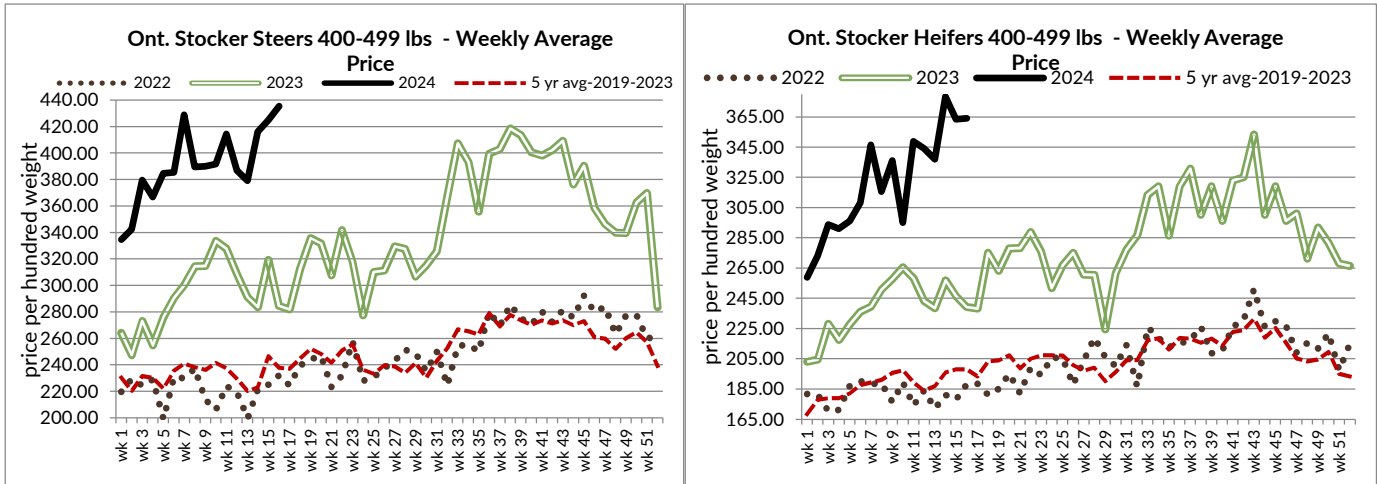


Stocker sale at Ontario Stockyards Inc: **April 18, 2024: 443 Stockers**

Steers	Price Range	Average	Top	Heifers	Price Range	Average	Top
900-999	283.00-311.00	300.78	311.00	700-799	304.00-341.00	321.93	341.00
800-899	287.50-354.00	320.94	354.00	600-699	312.50-361.69	357.79	370.00
700-799	397.50-388.00	339.82	394.00	500-599	295.00-392.00	349.27	392.00
600-699	365.00-425.00	393.16	435.00	400-499	350.00-425.00	377.30	425.00
500-599	405.00-507.50	444.95	507.50	300-399	330.00-372.50	348.00	372.50
400-499	430.00-510.00	473.21	510.00				
399-	370.00-470.00	417.50	470.00				

With quality considered, calves sold on a much stronger market with light steer calves fetching further premiums.





U.S. BOXED BEEF CUT-OUT VALUES (U.S. FUNDS)

	Choice	Select
	600-900	600-900
Cutout Values (noon estimate):	295.93	291.07
Change (from yesterday's close):	+0.13	+1.80
Current Five Day Average:	298.42	291.93

QUEBEC ELECTRONIC AUCTION MARKET (F.O.B. THE FEEDLOT)

For the week ending April 18, 2024

Price	Change from Last Week
403.00	+0.0

ALBERTA DIRECT TRADE

Alberta direct trade this week continued to trend higher with light trade on Wednesday reported by Canfax from \$425.00-\$432.00 cwt delivered on a dressed basis, up \$9.00-\$13.00 cwt from the previous week's sales. Thursday's trade ranged from \$430.00-\$432.00 cwt delivered with the overall average price for the week up \$10.00-\$11.00 cwt. A small offering this week along with tighter available supplies overall has provided support for this week's market. Multiple packers were noted as actively looking for cattle this week. Canfax reports: "Most of the cattle that traded would be picked up in 1-2 weeks. There were also a few fed calves marketed this week. These fed calves would not be picked up until late May/early June."

<i>Steers</i>	Live- FOB	N/T	Rail- FOB	422.00-429.75
<i>Heifers</i>	Live- FOB	N/T	Rail- FOB	422.00-430.50

U.S. TRADE (U.S. FUNDS)

The U.S. cash cattle trade on Thursday remained at a standstill. Packer's were bidding \$180.00 live in the south and \$290.00-\$291.00 dressed in the north but sellers were not interested. Asking prices are reported at \$184.00-\$185.00 live in the south and \$295.00 plus dressed in the north. Today a light trade has surfaced in all feeding states with business in the north at \$183.00 live down \$1.00-\$2.00 cwt and \$292.00-\$293.00 dressed, steady to \$1.00 below last week's northern trade. In the south light trade is at \$182.00 cwt live which is fully steady to last week's southern trade. The Cattle on Feed Report released at 3:00 pm reports on feed volumes on April 1st up 1% over last year. Placements in March were down 12% from last March while marketings were 14% below 2023.

Choice and Select Steers and Heifers:	Live	182.00-183.00
	Rail	292.00-293.00

CHICAGO MERCANTILE EXCHANGE

Closing quotes on futures *today* were as follows:

Live Cattle			Feeder			Corn		
	US \$ cwt			US \$ cwt			US \$/bu	
Apr	181.47	+0.30	Apr	241.32	-0.27	May	4.334	+6.6
Jun	175.67	+0.30	May	242.00	-0.55	Jul	4.430	+6.6
Aug	173.55	+0.02	Aug	253.50	-0.80	Sep	4.512	+6.2
Oct	176.75	+0.02	Sep	254.42	-0.87	Dec	4.662	+6.2
Dec	180.97	+0.05	Oct	254.92	-0.77	Mar	4.790	+6.0
Feb	184.35	+0.00	Nov	254.45	-0.62	May	4.866	+6.0

Soybeans			Soft Red Winter Wheat			Canadian \$		
	US \$/bu			US \$/bu				
May	11.504	+16.2	May	5.502	+13.4	Spot	72.71	+0.11
Jul	11.656	+16.6	Jul	5.666	+13.6	Jun	72.80	+0.14
Aug	11.666	+15.4	Sep	5.840	+13.6	Sep	72.89	+0.10
Sep	11.556	+14.0	Dec	6.086	+13.6	Dec	73.03	+0.11
Nov	11.610	+11.6	Mar	6.294	+14.2	Mar	73.17	+0.11
Jan	11.732	+11.2	May	6.412	+14.4	Jun	73.29	+0.10

Beef Farmers of Ontario | Phone: 519.824.0334 | Fax: 519.824.9101 | Email: markets@ontariobeef.com

ONTARIO STOCKER & FEEDER SPECIAL FALL SALES

Apr 20	11:00 am	Denfield Livestock Exchange	Vaccinated Calf & Yearling Sale
Apr 24	12:00 pm	Aylmer Stockyards Inc	Special Spring Stocker Sale
Apr 24	1:00 pm	Vankleek Hill Livestock Exchange	Special Spring Stocker Sale
Apr 26	10:00 am	Keady Livestock Market	Northern Select Stocker Sale
Apr 27	8:00 am	Rainy River Cattlemen's - Stratton	Special Spring Stocker Sale/Cows/Bulls
May 1	10:00 am	Kawartha Lakes Community Sale Barn	Peterborough/Victoria Counties Stocker Sale
May 2	10:00 am	Warton-Grey Bruce Livestock Co-op	Special Spring Stocker Sale
May 3	9:00 am	Keady Livestock Market	Special Grass Yearling Sale
May 3	11:00 am	Community Livestock Exchange	Quinte Cattlemen's Special Stocker Sale
May 4	10:00 am	Thessalon- Algoma Livestock Co-op	Special Spring Stocker Sale
May 4	11:00 am	Denfield Livestock Exchange	Vaccinated Calf & Yearling Sale
May 7	11:00 am	Ontario Stockyards Inc	All Vaccinated Stocker Sale
May 15	10:00 am	Kawartha Lakes Community Sale Barn	Special Spring Stocker Sale