



## DAILY MARKET INFORMATION REPORT – FRIDAY APRIL 26, 2024

### ONTARIO DIRECT TO PACKER RAILGRADE CATTLE TRADE

Prices are on a carcass weight basis before grade and weight discounts:

**A Grade Steers** 407.00- Delivery the week of May 13<sup>th</sup>  
**A Grade Heifers** 406.00- Delivery the week of May 13<sup>th</sup>

### ONTARIO LIVE CATTLE TRADE

Today at Brussels Livestock: **1,100 Head** -Sale in progress- Final results will be posted on Monday's Report

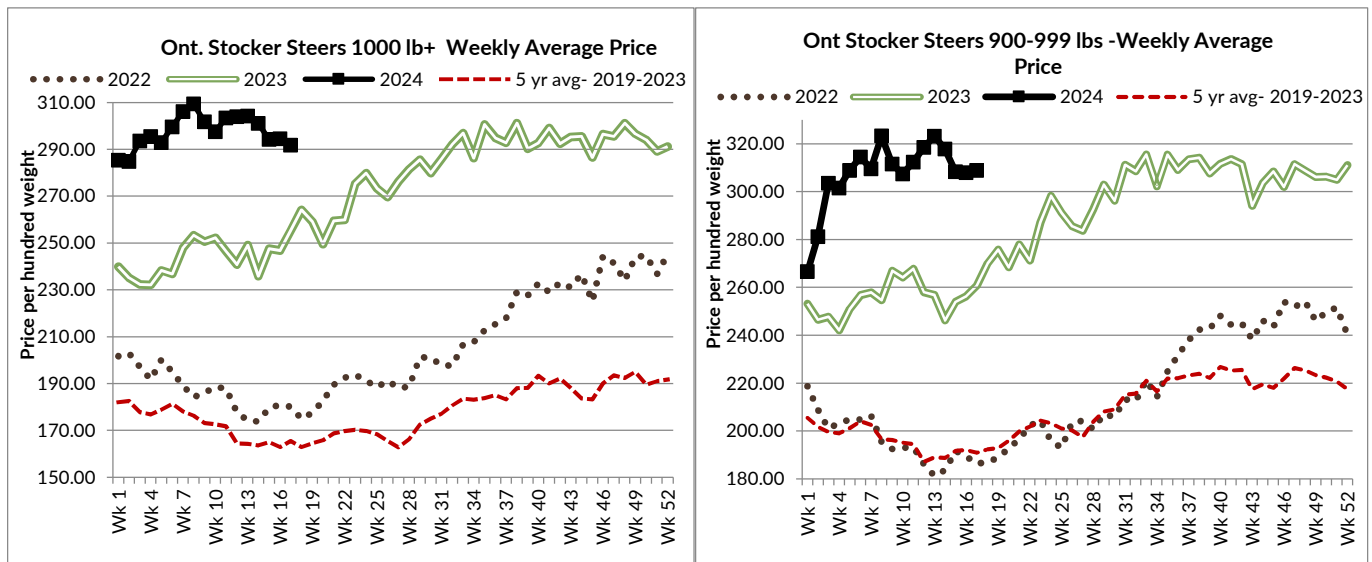
Steers	Price Range	Average	Top	Heifers	Price Range	Average	Top
1000+	283.00-297.00	292.07	300.00	900+	255.00-280.00	269.78	305.00
900-999	305.00-319.00	312.62	333.00	800-899	294.00-334.50	318.41	334.50
800-899	320.00-344.50	337.86	352.00	700-799	262.00-347.00	311.45	347.00
700-799	331.00-391.00	369.98	391.00	600-699	290.00-405.00	353.46	405.00
600-699	352.50-467.00	424.49	467.00	500-599	280.00-410.00	354.69	419.00
500-599	400.00-500.00	451.27	500.00	400-499	310.00-432.00	396.56	432.00
400-499	427.50-515.00	474.35	515.00	300-399	385.00-451.00	418.00	451.00

Calves sold on a fully steady market. Yearlings had just started to trade at time of reporting.

Today at Keady Livestock Market: **1,229 Head** - Northern Select Special Stocker Sale!

Steers	Price Range	Average	Top	Heifers	Price Range	Average	Top
900-999	322.50-342.00	337.21	342.00	900+	250.00-280.00	275.91	280.00
800-899	356.00-364.00	360.36	365.00	800-899	306.00-335.00	328.18	335.00
700-799	375.00-419.00	400.45	419.00	700-799	294.00-340.00	314.81	340.00
600-699	429.00-462.00	443.43	462.00	600-699	343.00-399.00	369.76	399.00
500-599	428.00-506.00	472.03	506.00	500-599	341.00-360.00	344.31	380.00
400-499	465.00			400-499	315.00-370.00	351.25	370.00

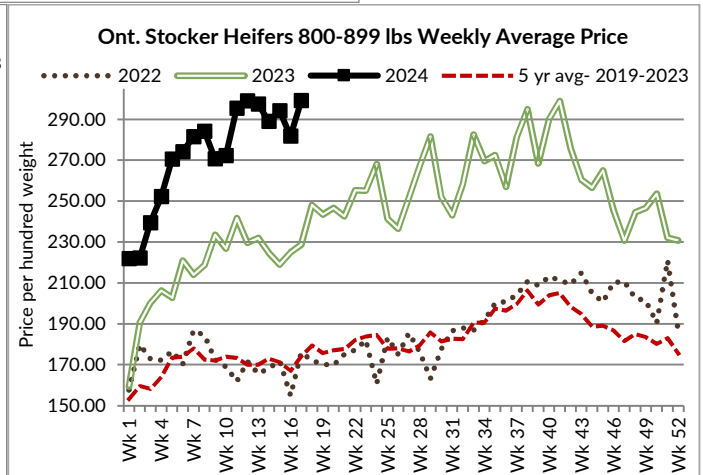
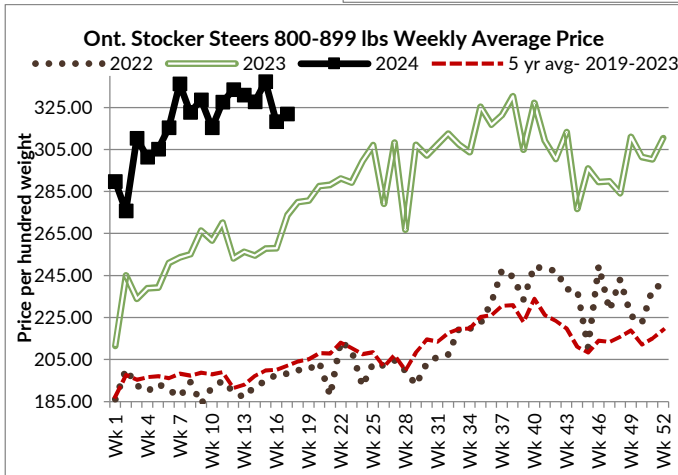
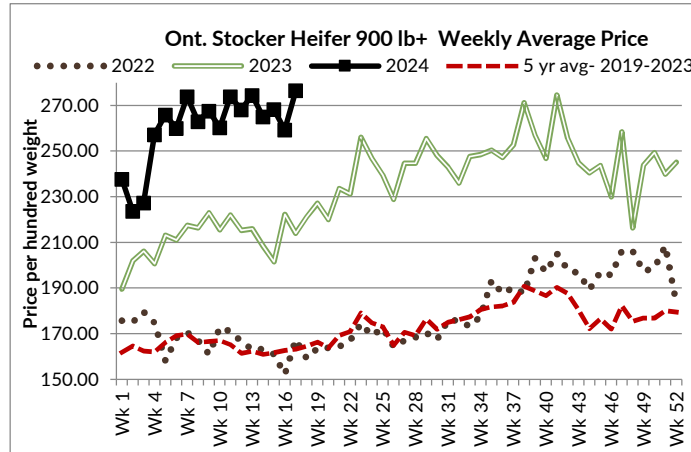
Grass type cattle sold on a steady market with heavier cattle selling slightly higher.



Ontario auction sales on **Thursday** saw weighted prices for:

	Volume	Price Range	Average	Top
Large & Medium Frame Fed Steers +1250 lb	116	232.00-246.50	241.11	253.50
Large & Medium Frame Fed Heifers +1000 lb	80	227.00-243.00	236.17	244.00
Fed Steers, Dairy & Dairy Cross +1250 lb	27	212.00-223.00	219.70	226.00
Fed Heifers, Dairy & Dairy Cross +1000 lb	23	200.87-238.35	216.71	244.00
Cows	470	124.55-160.61	141.27	224.00
Bulls under 1600 lbs	7	144.29-203.00	176.28	235.00
Bulls over 1600 lb	14	170.00-207.71	196.57	208.00
Veal 600 lb and over	134	174.40-225.60	203.89	260.00

To check out individual auction market results on the BFO website go to <https://www.ontariobeef.com/market-info/auction-reports/individual-auction-market-reports>



### ONTARIO STOCKER & FEEDER TRADE

Stocker sale at Ontario Livestock Exchange: **April 25, 2024 - 475 Stockers**

Steers	Price Range	Average	Top	Heifers	Price Range	Average	Top
900-999	252.50-320.00	297.89	320.00	900+	217.50-280.00	241.62	285.00
800-899	250.00-330.00	290.88	335.00	800-899	205.00-312.50	276.79	312.50
700-799	265.00-367.50	324.48	395.00	700-799	230.00-340.00	305.45	340.00
600-699	260.00-387.50	316.68	415.00	600-699	215.00-350.00	269.05	355.00
500-599	300.00-410.00	357.06	460.00	500-599	275.00-357.50	316.53	375.00
400-499	285.00-422.50	373.10	425.00	400-499	280.00-360.00	310.83	400.00
399-	280.00-490.00	375.00	490.00				

Stockers sold actively at firm prices. **Vaccinated stocker sales every Wednesday at 1:00 pm!**

Stocker sale at Ontario Stockyards Inc: **April 25, 2024: 677 Stockers**

Steers	Price Range	Average	Top	Heifers	Price Range	Average	Top
900-999	175.00-275.00	231.67	297.50	800-899	241.00-292.00	279.08	292.00
800-899	315.00-344.00	335.63	344.00	700-799	270.00-325.00	313.29	325.00
700-799	322.50-369.00	349.09	369.00	600-699	260.00-345.00	310.09	399.00
600-699	370.00-451.00	407.84	451.00	500-599	320.00-399.00	375.93	399.00
500-599	422.50-500.00	461.47	500.00	400-499	360.00-405.00	384.51	420.00
400-499	370.00-520.00	454.42	520.00	300-399	350.00-390.00	370.91	395.00
399-	415.00-500.00	451.25	500.00				

With quality considered, calves sold on a sharply stronger market while yearlings held steady.

### U.S. BOXED BEEF CUT-OUT VALUES (U.S. FUNDS)

	Choice 600-900	Select 600-900
Cutout Values (noon estimate):	298.42	288.47
Change (from yesterday's close):	+1.50	-1.19
Current Five Day Average:	296.33	291.11

### QUEBEC ELECTRONIC AUCTION MARKET (F.O.B. THE FEEDLOT)

	Price	Change from Last Week
For the week ending April 25, 2024	404.00-405.25	+1.85

### ALBERTA DIRECT TRADE

**Alberta direct trade** this week was noted by Canfax at \$430.00-\$432.00 cwt delivered on a dressed basis which is steady to \$5.00 cwt higher than last week's market and \$2.00 cwt stronger on average. Canfax notes: "Cattle that traded were being scheduled anywhere from next week delivery to the second half of May delivery. From a supply perspective the market is currently working through what could be the tightest supplies we see all year. Alberta fed cash to futures basis did strengthen this week, basis levels are stronger than last year and stronger than the five-year average. This week there was a good mix of fed calves and yearlings marketed."

Steers	Live- FOB	N/T	Rail- FOB	428.50-430.50
Heifers	Live- FOB	N/T	Rail- FOB	428.50-430.50

### U.S. TRADE (U.S. FUNDS)

**The U.S. cash cattle trade** on Thursday was fairly active in all feeding states with business in the south at \$182.00 live which is fully steady with some trade later in the day in Kansas up to \$184.00 cwt live, up \$2.00. In the north dressed deals ranged from \$292.00-\$295.00 cwt, mainly \$294.00 up \$2.00 from last week with some live trade noted from \$184.00-\$186.00, couple in Iowa at \$187.00 up \$1.00-\$2.00 on average. Today bids in the south are sitting at \$184.00 steady to \$2.00 stronger with the north from \$185.00-\$186.00 live and \$294.00 dressed which is steady to the week's increases. Asking prices are holding firm at \$184.00 plus live in the south and \$295.00 plus dressed in the north. Some clean up trade is possible today but it appears the market has been established.

<b>Choice and Select Steers and Heifers:</b>	Live	182.00-187.00
	Rail	292.00-295.00

### CHICAGO MERCANTILE EXCHANGE

Closing quotes on futures **today** were as follows:

Live Cattle			Feeder			Corn		
	US \$ cwt			US \$ cwt			US \$/bu	
Apr	184.67	+0.72	May	248.70	+2.45	May	4.400	-1.0
Jun	178.57	+0.77	Aug	260.55	+2.25	Jul	4.500	-2.0
Aug	176.77	+0.72	Sep	261.57	+2.15	Sep	4.590	-2.6
Oct	180.60	+0.90	Oct	261.72	+2.02	Dec	4.734	-2.6
Dec	184.87	+0.70	Nov	260.65	+1.85	Mar	4.866	-2.6
Feb	188.37	+0.70	Jan	257.67	+1.87	May	4.956	-3.0

Soybeans			Soft Red Winter Wheat			Canadian \$		
	US \$/bu			US \$/bu				
May	11.594	-3.2	May	6.032	+1.0	Spot	73.22	+0.03
Jul	11.772	-2.4	Jul	6.222	+1.6	Jun	73.28	+0.02
Aug	11.806	-2.2	Sep	6.416	+2.4	Sep	73.41	+0.03
Sep	11.710	-1.2	Dec	6.656	+3.4	Dec	73.55	+0.04
Nov	11.746	-0.6	Mar	6.842	+3.6	Mar	73.69	+0.04
Jan	11.854	-0.4	May	6.922	+4.2	Jun	73.81	+0.04

Beef Farmers of Ontario | Phone: 519.824.0334 | Fax: 519.824.9101 | Email: [markets@ontariobeef.com](mailto:markets@ontariobeef.com)

### ONTARIO STOCKER & FEEDER SPECIAL FALL SALES

Apr 27	8:00 am	Rainy River Cattlemen's - Stratton	Special Spring Stocker Sale/Cows/Bulls
May 1	10:00 am	Kawartha Lakes Community Sale Barn	Peterborough/Victoria Counties Stocker Sale
May 2	10:00 am	Warton-Grey Bruce Livestock Co-op	Special Spring Stocker Sale
May 3	9:00 am	Keady Livestock Market	Special Grass Yearling Sale
May 3	11:00 am	Community Livestock Exchange	Quinte Cattlemen's Special Stocker Sale
May 4	10:00 am	Thessalon- Algoma Livestock Co-op	Special Spring Stocker Sale
May 4	11:00 am	Denfield Livestock Exchange	Vaccinated Calf & Yearling Sale
May 7	11:00 am	Ontario Stockyards Inc	All Vaccinated Stocker Sale
May 13	7:00 pm	Maple Hill Auctions Ltd	Special Spring Stocker Sale
May 14	end of reg sale	Keady Livestock Market	Bred Cow & Calf Sale-Herd Dispersal
May 15	10:00 am	Kawartha Lakes Community Sale Barn	Special Spring Stocker Sale
May 24	6:30 pm	Maple Hill Auctions Ltd	Bred Cows/Cow/Calf Pairs & Bull Sale