



DAILY MARKET INFORMATION REPORT – MONDAY APRIL 29, 2024

ONTARIO DIRECT TO PACKER RAILGRADE CATTLE TRADE

Prices are on a carcass weight basis before grade and weight discounts:

A Grade Steers 407.00 – Delivery the week of May 20th
A Grade Heifers 406.00 – Delivery the week of May 20th

Today at Ontario Stockyards Inc: **30 Veal**

	Price Range	Top
Veal Calves 600 lbs+	150.00-213.00	221.00

Veal sold easier. *Every Thurs. at 11:00 am - Vaccinated & Non-Vaccinated Stocker Sales. May 7th @ 11:00 am- Special All Vaccinated Stocker Sale!*

At Kawartha Lakes Community Sale Barn: **April 20, 2024– 199 cows, 11 bulls, 65 veal, 6 fed cattle, 42 stockers**

	Price Range	Avg.	Top
Cows	129.00-167.50	142.14	187.50
Bulls under 1600 lbs	135.00-190.00	165.09	190.00
Bulls over 1600 lbs	168.00-204.00	186.97	204.00
Veal Calves 600 lbs plus	190.00-220.00	200.17	220.00
Veal Calves 125 lbs & under	400.00-1050.00	763.48	1300.00

Cows sold actively at steady prices. *May 1st @ 10:00 am- Peterborough County Cattlemen's Association/Victoria Beef Farmers - Stocker Sale - Calves & Yearlings.*

ONTARIO STOCKER & FEEDER TRADE

Stocker sale at Brussels Livestock: **April 26, 2024 – 1,058 Stockers**

Steers	Price Range	Average	Top	Heifers	Price Range	Average	Top
1000+	269.50-301.50	284.69	313.50	900+	264.50-311.50	285.16	317.50
900-999	283.50-317.00	300.90	333.00	800-899	282.50-334.50	314.04	334.50
800-899	320.00-344.50	337.86	352.00	700-799	262.00-347.00	311.45	347.00
700-799	322.50-391.00	369.19	391.00	600-699	290.00-405.00	355.06	405.00
600-699	352.50-467.00	424.49	467.00	500-599	280.00-410.00	354.69	419.00
500-599	400.00-500.00	451.27	500.00	400-499	310.00-432.00	396.56	432.00
400-499	427.50-515.00	474.35	515.00	300-399	385.00-451.00	418.00	451.00

Calves sold on a fully steady market while yearlings traded on a steady market. *Every Friday at 10:00 am – Weekly Stocker Sales.*

ONTARIO STOCKER & FEEDER TRADE SPECIAL SPRING SALES

Stocker sale at Keady Livestock Market: **April 26, 2024 – 1,249 Stockers**

Steers	Price Range	Average	Top	Heifers	Price Range	Average	Top
900-999	322.50-342.00	337.21	342.00	900+	250.00-280.00	275.91	280.00
800-899	356.00-364.00	360.36	365.00	800-899	306.00-335.00	328.18	335.00
700-799	375.00-419.00	400.45	419.00	700-799	294.00-340.00	314.81	340.00
600-699	429.00-462.00	443.43	462.00	600-699	343.00-399.00	369.76	399.00
500-599	428.00-506.00	472.03	506.00	500-599	341.00-360.00	344.31	380.00
				400-499	315.00-370.00	351.25	370.00

Grass type cattle sold on a steady market with heavier cattle selling slightly higher. *May 4th @ 11:00 am- Vaccinated Calf & Yearling Sale!*

Stocker sale at Rainy River Cattlemen's Sale- Stratton: April 27, 2024 - 1,656 Stockers

Steers	Price Range	Average	Top	Heifers	Price Range	Average	Top
900-999	207.50-308.00	279.70	308.00	900+	187.50-297.50	255.69	297.50
800-899	185.00-341.00	305.90	341.00	800-899	214.99-312.99	283.59	312.99
700-799	229.99-387.00	344.70	387.00	700-799	254.99-354.00	328.29	354.00
600-699	250.00-434.99	378.20	434.99	600-699	204.99-241.99	336.85	421.99
500-599	235.00-450.99	385.80	450.99	500-599	235.00-387.50	358.49	387.50
400-499	300.00-433.00	384.79	433.00	400-499	279.99-421.99	371.89	421.99
399-	325.00-442.49	391.80	442.49	300-399	354.99-412.50	389.40	412.50
Cows	136.00-229.99	173.19	229.99	Bulls 1600 lbs-	173.99-300.00	219.79	350.00
				Bulls 1600 lbs+	186.00-216.50	203.29	216.50

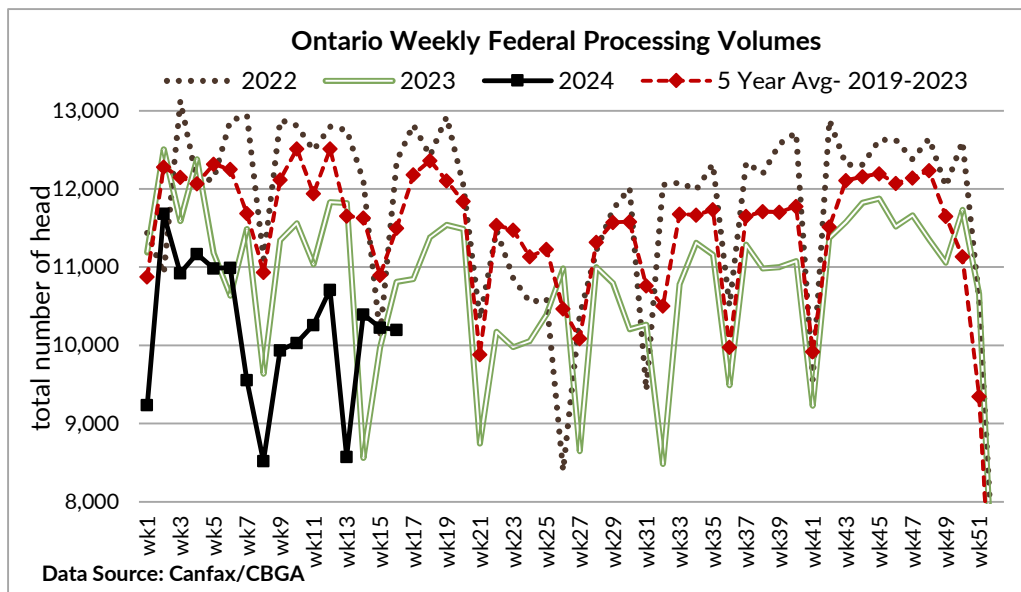
Stockers sold on a strong market with good buyer demand. Cows sold on a strong demand at high prices.

WEEKLY LIVE CATTLE EXPORTS-ONTARIO

	Week ending Apr 13, 2024	Week ending Apr 6, 2024	Year to Date
Total live slaughter cattle exported through Ontario ports to the U.S.	3,213	3,379	41,933
Steers & Heifers & Cows	3,089	3,332	40,146
Bulls	124	47	1,787

ONTARIO- FEDERALLY INSPECTED PROCESSING-Canfax/CBGA

	Week Ending Apr 20, 2024	# of hd change from week ago	YTD	% Change (Week Ago)	% Change (Year Ago)
Grand Total	10,200	-28	163,398	-0%	-6.9%



CANADIAN- FEDERALLY INSPECTED PROCESSING-Canfax/CBGA

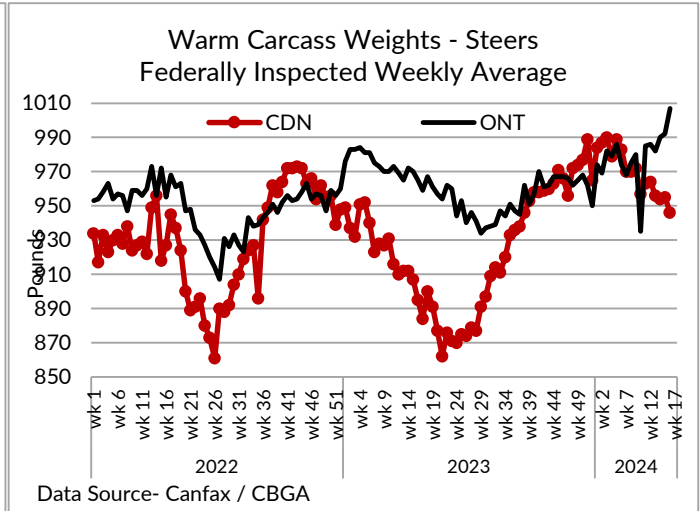
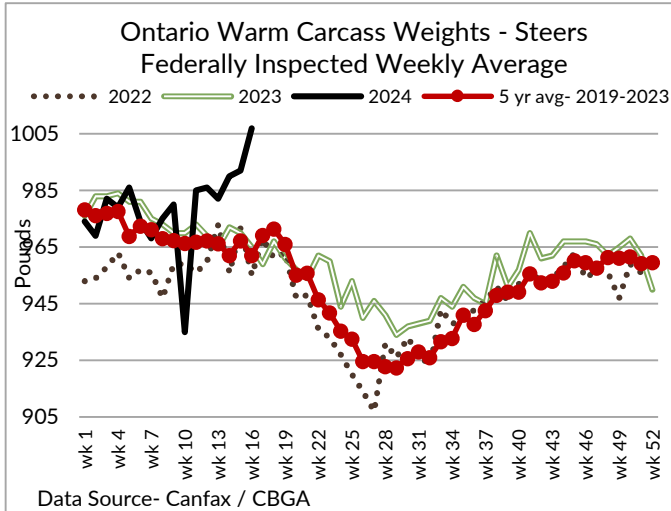
	Week Ending Apr 20, 2024	# of hd change from week ago	YTD	% Change (Week Ago)	% Change (Year Ago)
Grand Total	59,903	+5,365	957,896	+10%	-3%
Western Processing	48,105	+5,588	768,657	+13%	-2%
Eastern Processing	11,798	-223	189,239	-2%	-6%

AVERAGE CARCASS WEIGHTS - CANADA-Canfax/CBGA

	Steers	Heifers
Apr 20, 2024	946	857
Apr 13, 2024	955	862
Apr 22, 2023	895	838

AVERAGE CARCASS WEIGHTS – ONTARIO-Canfax/CBGA

	Steers	Heifers
Apr 20, 2024	1,007	859
Apr 13, 2024	992	856
Apr 22, 2023	965	834



USDA ESTIMATED CATTLE PROCESSING VOLUME

	Week Ending	Previous Week	Year Ago
	Apr 27, 2024		
Grand Total	613,000	620,000	627,000

U.S. BOXED BEEF CUT-OUT VALUES (U.S. FUNDS)

	Choice	Select
	600-900	600-900
Cutout Values (noon estimate):	297.54	290.99
Change (from yesterday's close):	+0.40	+2.27
Current Five Day Average:	296.63	290.68

U.S. TRADE (U.S. FUNDS)

The U.S. cash cattle trade last week was light to moderate in volume with business in the south starting out fully steady at \$182.00 cwt live but by Friday trade in Kansas was noted at \$184.00 live up \$2.00 cwt. In the north trade was reported from \$292.00-\$295.00 cwt dressed, mainly \$294.00 up \$2.00 while live trade in the north ranged mainly from \$184.00-\$186.00 up \$1.00-\$2.00. Overall average prices for the week, reported by the USDA Mandatory Price Report, saw live steers average \$184.15 up \$1.48 cwt while live heifers averaged \$183.73 up \$1.21 from the previous week's weighted average prices. On the rail steers averaged \$294.39 up \$2.04 cwt dressed while heifers averaged \$294.28 up \$2.09.

Today, the market was quiet as both sides took inventory and show list distribution was completed. This week's offering is reported as lower in volume in Texas but higher in most other feeding states.

Choice and Select Steers and Heifers:	Live	182.00-189.00
	Rail	290.00-303.00

CHICAGO MERCANTILE EXCHANGE

Closing quotes on futures *today* were as follows:

Live Cattle			Feeder			Corn		
	<i>US \$ cwt</i>			<i>US \$ cwt</i>			<i>US \$/bu</i>	
Apr	185.40	+0.72	May	248.02	-0.67	May	4.392	-0.6
Jun	177.15	-1.42	Aug	259.62	-0.92	Jul	4.492	-0.6
Aug	175.67	-1.10	Sep	260.72	-0.85	Sep	4.584	-0.4
Oct	179.77	-0.82	Oct	261.00	-0.72	Dec	4.726	-0.6
Dec	184.35	-0.52	Nov	260.17	-0.47	Mar	4.862	-0.4
Feb	187.92	-0.45	Jan	257.32	-0.35	May	4.950	-0.6
 Soybeans			 Soft Red Winter Wheat			 Canadian \$		
	<i>US \$/bu</i>			<i>US \$/bu</i>				
May	11.606	+1.2	May	5.902	-13.0	Spot	73.20	-0.02
Jul	11.820	+4.6	Jul	6.084	-13.6	Jun	73.24	-0.05
Aug	11.852	+4.4	Sep	6.294	-12.2	Sep	73.36	-0.05
Sep	11.754	+4.4	Dec	6.550	-10.6	Dec	73.49	-0.06
Nov	11.780	+3.2	Mar	6.742	-10.0	Mar	73.67	-0.02
Jan	11.890	+3.4	May	6.840	-8.2	Jun	73.79	-0.02

Beef Farmers of Ontario | Phone: 519.824.0334 | Fax: 519.824.9101 | Email: markets@ontariobeef.com