



## DAILY MARKET INFORMATION REPORT – FRIDAY MAY 31, 2024

### ONTARIO DIRECT TO PACKER RAILGRADE CATTLE TRADE

Prices are on a carcass weight basis before grade and weight discounts:

**A Grade Steers** No trade or bids reported.  
**A Grade Heifers** No trade or bids reported.

### ONTARIO LIVE CATTLE TRADE

Today at Brussels Livestock: **1225 Head**

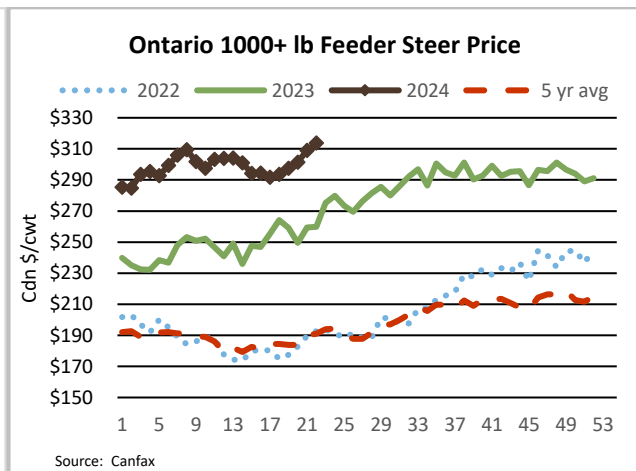
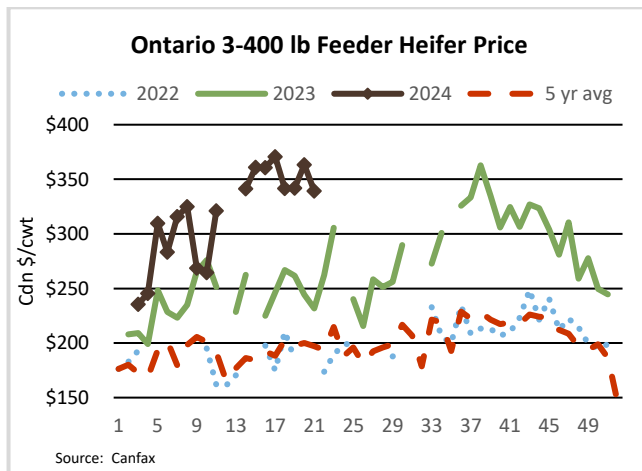
Steers	Price Range	Average	Top	Heifers	Price Range	Average	Top
1000+	265.00-314.50	296.03	314.50	900+	262.50-299.00	282.93	309.00
900-999	302.00-329.00	318.49	330.00	800-899	287.50-322.75	303.02	322.75
800-899	332.00-373.00	354.35	373.00	700-799	288.50-336.00	316.37	336.00
700-799	310.00-412.00	359.17	412.00	600-699	320.00-386.00	357.03	386.00
600-699	352.50-422.00	399.70	441.00	500-599	292.50-396.00	349.41	418.00
500-599	403.00-476.00	435.71	476.00	400-499	305.00-444.00	376.94	444.00

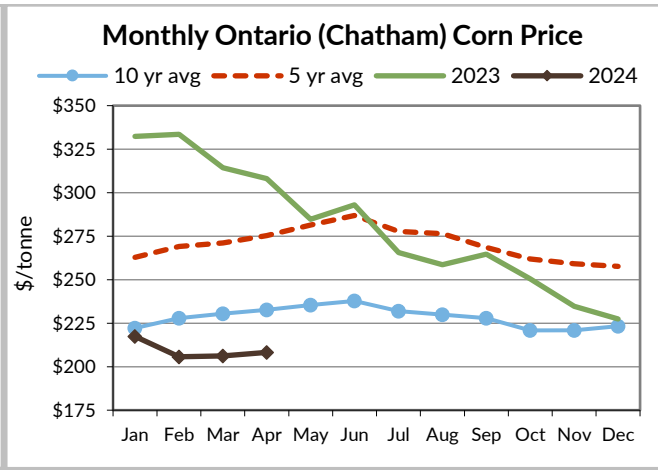
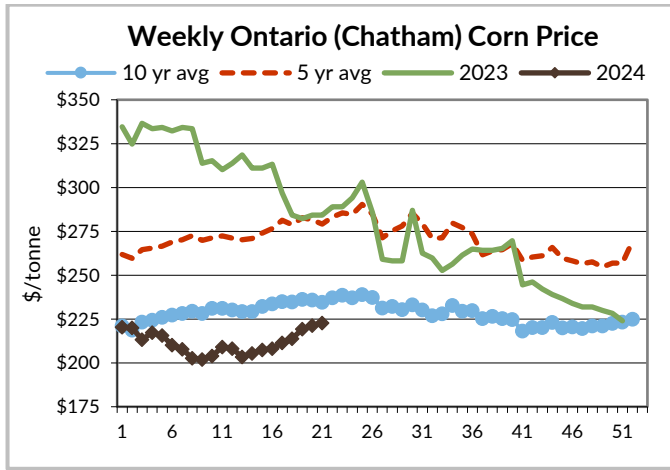
Calves and choice yearlings are selling steady. 2nd cut yearling are selling easier.

Ontario auction sales on **Thursday** saw weighted prices for:

	Volume	Price Range	Average	Top
Large & Medium Frame Fed Steers +1250 lb	33	231.00-249.00	245.00	249.00
Large & Medium Frame Fed Heifers +1000 lb	41	200.00-244.00	235.11	244.00
Fed Steers, Dairy & Dairy Cross +1250 lb	63	199.00-226.00	216.63	226.00
Fed Heifers, Dairy & Dairy Cross +1000 lb	41	200.00-244.00	235.11	244.00
Cows	476	123.04-156.85	138.82	209.00
Bulls over 1600 lb	8	146.50-208.00	181.50	220.00
Veal 600 lb and over	144	199.07-233.81	215.77	315.00

To check out individual auction market results on the BFO website go to <https://www.ontariobeef.com/market-info/auction-reports/individual-auction-market-reports>





### ONTARIO STOCKER & FEEDER TRADE

Stocker sale at Ontario Livestock Exchange: **May 30, 2024 – 521 Stockers**

Steers	Price Range	Average	Top	Heifers	Price Range	Average	Top
900-999	250.00-315.00	287.36	322.50	900+	192.5-247.5	229.50	250.00
800-899	270.00-327.50	301.62	340.00	800-899	217.5-280	255.97	310.00
700-799	307.50-390.00	356.69	390.00	700-799	270-325	290.20	325.00
600-699	300.00-427.50	366.94	437.50	600-699	255-350	309.84	385.00
500-599	355.00-470.00	413.15	470.00	500-599	300-350	322.79	385.00
400-499	320.00-505.00	443.67	505.00	400-499	315-400	351.47	465.00
399-	280.00-530.00	398.89	530.00	300-399	360-455	409.38	455.00

Stockers continue to sell steady to slightly lower market. **Vaccinated stocker sales every Wednesday at 1:00 pm!**

### U.S. BOXED BEEF CUT-OUT VALUES (U.S. FUNDS)

	Choice	Select
Cutout Values (noon estimate):	600-900	600-900
	313.20	301.71
Change (from yesterday's close):	-0.84	-0.81
Current Five Day Average:	312.01	302.05

### QUEBEC ELECTRONIC AUCTION MARKET (F.O.B. THE FEEDLOT)

	Price	Change from Last Week
For the week ending May 23, 2024	403.25-405.00	+7.13

### ALBERTA DIRECT TRADE

**Alberta direct trade** this week has seen light trade, with dressed sales mostly reported at \$438.00/cwt delivered, steady to \$6.00/cwt higher than the previous week. Traded cattle are scheduled for delivery between the week of June 10 and June 24. Fed cattle prices have increased in 9 of the past 10 weeks, rallying near \$30.00/cwt over that period. This week, new record highs were established.

Steers	Live- FOB	N/T	Rail- FOB	438.00
Heifers	Live- FOB	N/T	Rail- FOB	438.00

## U.S. TRADE (U.S. FUNDS)

The U.S. cash cattle trade saw around 4,000 head of cattle traded between Texas and Kansas yesterday, with live sales ranging from \$185.00-186.00/cwt, down \$1.00-2.00/cwt from the previous week. In Iowa, dressed sales ranged from \$298.00-304.00/cwt, steady to \$2.00/cwt softer. Today, live sales in Nebraska were reported at \$190.00/cwt, steady with prices earlier this week and \$2.00/cwt lower than last week. At the end of April, total beef in cold storage was 5% lower than last year. Weekly export data indicates that US pork sales remain strong, with some of the highest export volumes of the year. Export sales to Mexico have bene continue to be strong.

Choice and Select Steers and Heifers:	Live	186.00-193.00
	Rail	298.00-304.00

## CHICAGO MERCANTILE EXCHANGE

Closing quotes on futures *today* were as follows:

Live Cattle			Feeder Cattle			Corn		
Jun	181.55	-1.00	Aug	256.40	-2.68	Jul	4.462	-2.4
Aug	178.45	-1.33	Sep	258.13	-2.55	Sep	4.540	-3.6
Oct	180.80	-1.33	Oct	258.98	-2.48	Dec	4.670	-4.0
Dec	184.65	-1.13	Nov	258.98	-2.38	Mar	4.794	-4.4
Feb	187.58	-1.18	Jan	258.85	-2.10	May	4.870	-4.6
Apr	189.45	-1.23	Mar	257.05	-1.63	July	4.920	-5.2

Soybeans			Soft Red Winter Wheat			Canadian \$		
	US \$/bu			US \$/bu				
Jul	12.050	-4.6	Jul	6.784	-2.4	Spot	73.36	+0.23
Aug	12.034	-4.4	Sep	6.994	-3.0	Jun	73.39	+0.24
Sep	11.844	-4.6	Dec	7.234	-2.0	Sep	73.54	+0.26
Nov	11.844	-5.4	Mar	7.402	-1.4	Dec	73.68	+0.26
Jan	11.974	-5.2	May	7.462	-1.0	Mar	73.84	+0.26
Mar	11.966	-5.2	Jul	7.422	-0.2	Jun	73.97	+0.27

Beef Farmers of Ontario | Phone: 519.824.0334 | Fax: 519.824.9101 | Email: [markets@ontariobeef.com](mailto:markets@ontariobeef.com)