



DAILY MARKET INFORMATION REPORT – FRIDAY Oct 11, 2024

ONTARIO DIRECT TO PACKER RAILGRADE CATTLE TRADE

Prices are on a carcass weight basis before grade and weight discounts:

A Grade Steers	\$406.00/cwt with delivery for the week of October 21 st
A Grade Heifers	\$405.00/cwt with delivery for the week of October 21 st

ONTARIO LIVE CATTLE TRADE

Today at Brussels Livestock: **1250 Head**

Steers	Price Range	Average	Top	Heifers	Price Range	Average	Top
1000+	273.00-304.00	292.21	304.00	900+	230.00-285.00	261.50	315.00
900-999	293.00-326.00	311.59	335.00	800-899	282.50-314.00	305.41	325.00
800-899	319.00-347.00	335.71	347.00	700-799	272.50-335.00	301.67	335.00
700-799	340.00-374.00	359.66	374.00	600-699	270.00-359.00	325.81	375.00
600-699	362.00-392.00	379.50	397.50	500-599	348.00-408.00	392.88	408.00
500-599	402.00-466.00	428.84	466.00	400-499	350.00-465.00	413.53	465.00
400-499	430.00-500.00	470.82	537.00				

Calves are selling on a strong active trade. Top quality and grass fed calves are selling at a premium. **Oct 25th @10:00 am – Charolais Influence Calf Sale**

Today at Keady Livestock Market: **1,223 Stockers**

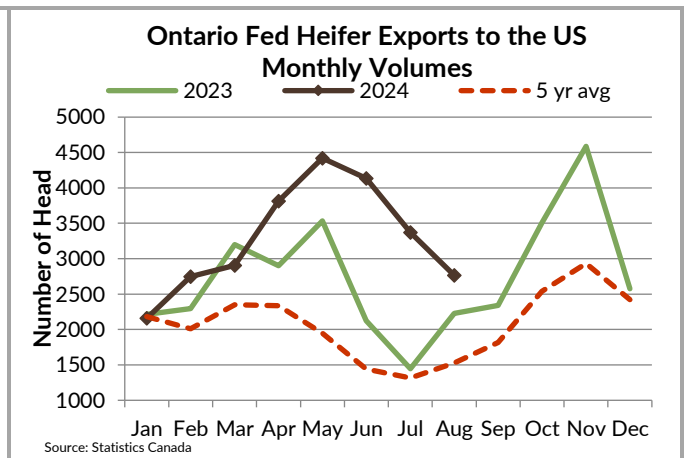
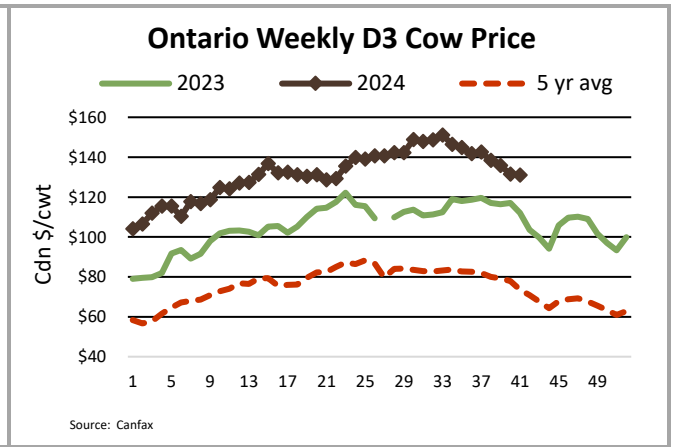
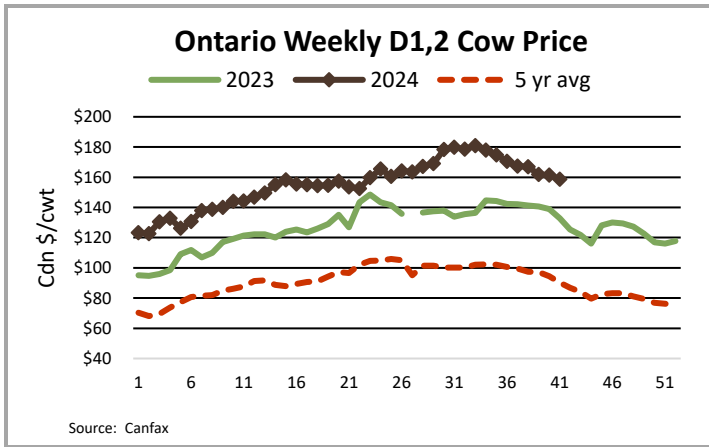
Steers	Price Range	Average	Top	Heifers	Price Range	Average	Top
1000+	309.50-323.50	316.88	323.50	900+	300.50-318.00	310.82	318.00
900-999	318.50-335.00	325.60	349.50	800-899	319.00-333.00	330.26	333.00
800-899	341.00-368.50	354.58	368.50	700-799	337.00-338.00	337.42	338.00
700-799	369.00-369.00	369.00	369.00	600-699	325.00-325.00	325.00	325.00
600-699	300.00-370.00	346.67	370.00				

A good offering of yearling cattle sold steady to Tuesday market. **Oct 26th@9:00 am – Bruce Peninsula Charolais Calf Producers Sale- Presort**

Ontario auction sales on **Thursday** saw weighted prices for:

	Volume	Price Range	Average	Top
Large & Medium Frame Fed Steers +1250 lb	82	235.00-248.00	242.95	254.50
Large & Medium Frame Fed Heifers +1000 lb	45	230.00-242.00	236.27	246.50
Fed Steers, Dairy & Dairy Cross +1250 lb	14	221.36-227.86	225.49	228.00
Cows	325	119.95-174.41	144.73	232.00
Bulls under 1600 lb	5	176.60-192.40	184.60	235.00
Bulls over 1600 lb	24	143.88-214.38	190.81	238.00
Veal 600 lb and over	99	244.00-297.00	273.81	300.00

To check out individual auction market results on the BFO website go to <https://www.ontariobeef.com/market-info/auction-reports/individual-auction-market-reports>



ONTARIO STOCKER & FEEDER TRADE

Stocker sale at Ontario Livestock Exchange: **Oct 10, 2024 - 331 Stockers**

Steers	Price Range	Average	Top	Heifers	Price Range	Average	Top
1000+	260.00-285.00	271.00	285.00	900+	222.50-255.00	239.25	255.00
900-999	270.00-287.50	278.75	290.00	800-899	180.00-305.00	279.47	305.00
800-899	225.00-295.00	268.33	295.00	700-799	302.50-307.50	305.00	307.50
700-799	250.00-330.00	286.36	335.00	600-699	285.00-370.00	319.09	400.00
600-699	235.00-420.00	337.86	420.00	500-599	210.00-345.00	289.29	435.00
500-599	295.00-375.00	334.42	435.00	400-499	330.00-430.00	389.03	430.00
400-499	400.00-495.00	443.21	495.00	300-399	250.00-400.00	332.00	455.00
399-	450.00-595.00	518.64	595.00				

Stockers continue to sell at strong prices. **Vaccinated stocker sales every Wednesday at 1:00 pm! Oct 23rd@1:00 pm - Special Angus Stocker Sale in reg sale**

Stocker sale at Ontario Stockyards Inc - **Oct 10, 2024 - 717 Stockers**

Steers	Price Range	Average	Top	Heifers	Price Range	Average	Top
1000+	212.50-286.00	261.89	286.00	800-899	245.00-281.00	271.21	281.00
700-799	325.00-377.50	355.49	377.50	700-799	270.00-310.00	287.83	345.00
600-699	335.00-412.50	380.47	426.00	600-699	307.50-358.00	332.64	367.50
500-599	375.00-455.00	414.77	495.00	500-599	350.00-417.50	381.38	470.00
400-499	435.00-515.00	469.98	515.00	400-499	365.00-470.00	419.51	482.50
399-	460.00-557.50	519.17	557.50	300-399	415.00-510.00	472.82	510.00

Calves sold very actively on a strong market. **Oct 15th@11:00 am - Special Fall Yearling Sale**

U.S. BOXED BEEF CUT-OUT VALUES (U.S. FUNDS)

	Choice 600-900	Select 600-900
Cutout Values (noon estimate):	311.22	288.72
Change (from yesterday's close):	+1.27	-2.01
Current Five Day Average:	306.70	288.98

QUEBEC ELECTRONIC AUCTION MARKET (F.O.B. THE FEEDLOT)

	Price	Change from Last Week
For the week ending Oct 10, 2024	\$402.75-\$403.50	-0.87

ALBERTA DIRECT TRADE

Alberta direct trade so far this week saw light trade develop with dressed sales reported from \$405.00-\$408.00/cwt delivered, traded steady to \$3.00/cwt higher than last week. Cattle that traded were being scheduled for late October to mid-November delivery. This week's Alberta fed cash-to-future basis was reported at -\$17.29/cwt, the weakest basis since March. Weighted average fed price closed the week steady to \$0.75/cwt lower.

Steers	Live- FOB	N/T	Rail- del	405.00-408.00
Heifers	Live- FOB	N/T	Rail- del	405.00-408.00

U.S. TRADE (U.S. FUNDS)

The U.S. cash cattle trade saw active trade in all four major feeding states yesterday. In Texas and Kansas live sales were reported from \$186.00-\$187.00/cwt, steady to \$1.00/cwt stronger than last week. In the Northern feeding states dressed sales were reported at \$296.00/cwt, traded steady. Live sales were reported from \$187.00-\$188.0/cwt, traded Steady to \$1.00/cwt stronger. Today light clean up trade is reported at \$187.00/cwt live in the South and \$188.00/cwt in the North. US steer carcass weights declined 7 lbs while heifer weights increased 5 lbs to average 857 lbs, establishing a new record high.

Choice and Select Steers and Heifers:	Live	186.00-188.00
	Rail	293.00-296.00

CHICAGO MERCANTILE EXCHANGE

Closing quotes on futures **today** were as follows:

Live Cattle			Feeder Cattle			Corn		
Oct	188.60	-0.57	Oct	249.75	-0.52	Dec	4.156	-2.6
Dec	187.57	-0.70	Nov	249.80	-0.15	Mar	4.330	-3.2
Feb	188.20	-0.67	Jan	247.25	+0.05	May	4.416	-3.2
Apr	189.12	-0.32	Mar	245.90	+0.30	Jul	4.472	-3.6
Jun	183.17	-0.15	Apr	247.50	+0.35	Sep	4.440	-2.2
Aug	180.77	-0.12	May	248.32	+0.42	Dec	4.500	-1.4
Soybeans			Soft Red Winter Wheat			Canadian \$		
	US \$/bu			US \$/bu				
Nov	10.054	-9.2	Dec	5.990	-4.6	Spot	72.67	-0.01
Jan	10.210	-10.4	Mar	6.216	-4.6	Dec	72.80	-0.02
Mar	10.350	-11.4	May	6.334	-5.0	Mar	73.00	-0.02
May	10.492	-12.0	Jul	6.394	-4.6	Jun	73.19	-0.01
Jul	10.612	-11.4	Sep	6.486	-4.6	Sep	73.34	-0.01
Aug	10.614	-11.2	Dec	6.616	-4.6	Dec	73.48	-0.01

ONTARIO STOCKER & FEEDER SPECIAL FALL SALES

Oct 15	11:00 am	Ontario Stockyards Inc	Special Fall Yearling Sale
Oct 16	10:00 am	Kawartha Lakes Sales Barn	KLC Calf & Yearling Sale
Oct 18	12:00 pm	Temiskaming Livestock	Special Calf and Yearling Sale
Oct 18	7:00 pm	Maple Hill Auction Ltd	"Upin the Ante" Charolais Female Sale
Oct 19	8:30 am	Rainy River Cattlemens Sale- Stratton	Stockers, cows and bulls
Oct 19	10:00 am	Algoma Co-op Livestock- Thessalon	Calves- Farm fresh, 60% vaccinated
Oct 19	11:00 am	Denfield Livestock Exchange	Vaccinated Calves & Yearlings
Oct 23	1:00 pm	OLEX	Special Angus Stocker Sale in reg sale