



DAILY MARKET INFORMATION REPORT – FRIDAY Nov 8, 2024

ONTARIO DIRECT TO PACKER RAILGRADE CATTLE TRADE

Prices are on a carcass weight basis before grade and weight discounts:

A Grade Steers	\$411.00/cwt with delivery for the week of November 25 th
A Grade Heifers	\$410.00/cwt with delivery for the week of November 25 th

ONTARIO LIVE CATTLE TRADE

Today at Brussels Livestock: **1,600 Head**

Steers	Price Range	Average	Top	Heifers	Price Range	Average	Top
1000+	269.00-351.00	291.36	351.00	700-799	292.50-330.00	317.94	330.00
900-999	317.00-343.50	330.89	343.50	600-699	272.50-375.00	344.75	375.00
800-899	336.00-351.00	344.03	359.00	500-599	335.00-410.00	367.78	410.00
700-799	342.00-402.50	371.58	402.50	400-499	339.00-434.00	375.07	454.00
600-699	372.00-420.00	398.46	420.00	300-399	357.00-425.00	383.64	425.00
500-599	382.50-465.00	429.81	485.00				
400-499	380.00-485.00	445.18	530.00				
399-	380.00-490.00	444.00	530.00				

Calves are selling on a strong active trade at fully steady prices. Choice calves are selling at a premium. Yearlings have not sold at time of reporting.

Today at Keady Livestock Market: **1,498 Head**

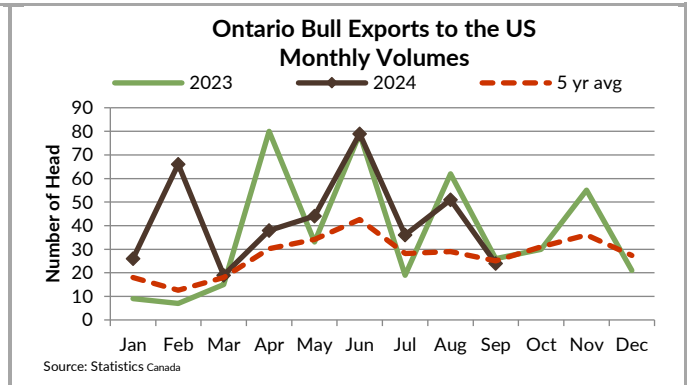
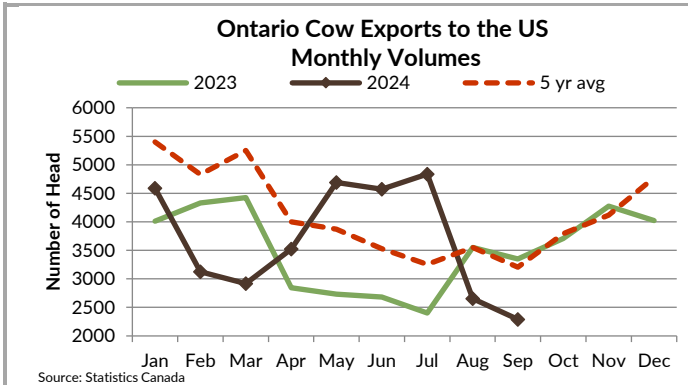
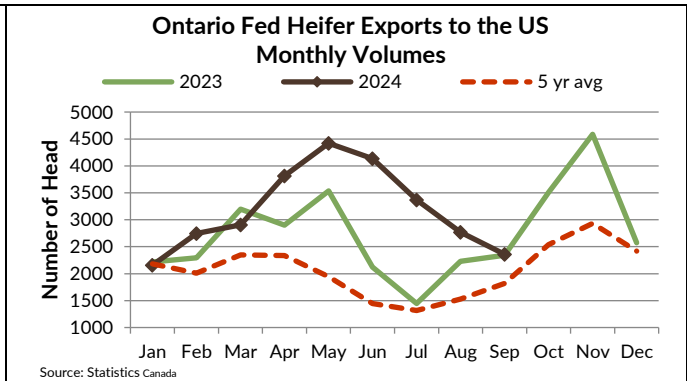
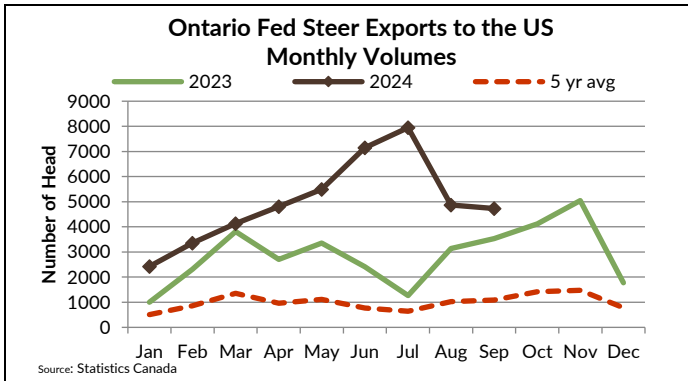
Steers	Price Range	Average	Top	Heifers	Price Range	Average	Top
700-799	367.00-397.00	384.72	397.00	700-799	367.00-367.00	367.00	367.00
600-699	377.50-444.00	415.64	444.00	600-699	337.50-400.00	370.99	400.00
500-599	419.00-521.00	459.58	537.00	500-599	375.00-448.00	411.74	448.00
400-499	495.00-580.00	543.80	581.00	400-499	441.00-480.00	462.29	490.00
399-	515.00-622.50	591.79	635.00	300-399	450.00-510.00	476.71	527.50

Nov 15th @9:00 am – Special Grass & Yard Fed Yearlings

Ontario auction sales on **Thursday** saw weighted prices for:

	Volume	Price Range	Average	Top
Large & Medium Frame Fed Steers +1250 lb	122	237.70-254.57	246.15	255.00
Large & Medium Frame Fed Heifers +1000 lb	49	233.53-244.31	240.03	246.50
Fed Steers, Dairy & Dairy Cross +1250 lb	33	225.00-233.00	228.70	240.00
Fed Heifer, Dairy & Dairy Cross +1000 lb	25	201.40-223.08	213.62	227.00
Cows	574	106.01-148.42	132.35	233.00
Bulls under 1600 lb	10	123.50-185.95	155.15	223.00
Bulls over 1600 lb	19	139.68-200.97	172.27	230.00
Veal 600 lb and over	76	262.53-298.46	284.21	306.00

To check out individual auction market results on the BFO website go to <https://www.ontariobeef.com/market-info/auction-reports/individual-auction-market-reports>



ONTARIO STOCKER & FEEDER TRADE

Stocker sale at Ontario Livestock Exchange: **Nov 7, 2024 - 455 Stockers**

Steers	Price Range	Average	Top	Heifers	Price Range	Average	Top
1000+	230.00-285.00	261.25	285.00	900+	230.00-270.00	250.76	270.00
700-799	280.00-325.00	302.33	325.00	800-899	195.00-315.00	281.50	315.00
600-699	225.00-377.50	302.74	377.50	700-799	230.00-315.00	291.67	315.00
500-599	315.00-435.00	371.52	435.00	600-699	200.00-330.00	277.22	350.00
400-499	345.00-440.00	387.87	440.00	500-599	305.00-355.00	334.88	390.00
399-	395.00-485.00	451.11	570.00	400-499	350.00-400.00	382.33	420.00
				300-399	350.00-420.00	388.00	420.00

Stockers continue at steady prices. **Vaccinated stocker sales every Wednesday at 1:00 pm!**

Stocker sale at Ontario Stockyards Inc: **Nov 7, 2024 - 578 Stockers**

Steers	Price Range	Average	Top	Heifers	Price Range	Average	Top
1000+	180.00-317.50	232.95	317.50	900+	260.00-314.00	293.79	314.00
900-999	255.00-329.00	305.58	329.00	800-899	250.00-322.50	300.33	322.50
800-899	266.00-339.00	318.16	339.00	700-799	265.00-340.00	316.08	340.00
700-799	237.50-329.00	286.68	351.00	600-699	320.00-352.50	337.69	352.50
600-699	305.00-410.00	354.67	410.00	500-599	360.00-400.00	384.88	412.50
500-599	325.00-429.00	394.15	440.00	400-499	365.00-467.50	421.48	467.50
400-499	367.50-490.00	439.57	498.00	300-399	250.00-450.00	355.00	450.00
399-	430.00-522.00	486.74	522.00				

A very medium quality offering of calves is selling steady to Tuesdays strong market with light heifers bringing further premiums. **Nov 21st @11:00 am - Special All Vaccinated Calf Sale in reg sale**

U.S. BOXED BEEF CUT-OUT VALUES (U.S. FUNDS)

	Choice 600-900	Select 600-900
Cutout Values (noon estimate):	307.93	279.19
Change (from yesterday's close):	-1.53	-0.53
Current Five Day Average:	315.10	284.07

QUEBEC ELECTRONIC AUCTION MARKET (F.O.B. THE FEEDLOT)

	Price	Change from Last Week
For the week ending Nov 7, 2024	\$406.00-\$408.50	+3.67

ALBERTA DIRECT TRADE

Alberta direct trade so far this week has seen light trade develop with dressed sales reported from \$405.00/cwt delivered, fully steady with the previous week. Cattle traded were scheduled for late November/early December delivery. Light volumes of Western Canadian fed cattle were marketed South with delivery in December, these cattle will be priced off the five-area average. Currently fed prices are in the low \$240.00/cwt.

Steers	Live- FOB	N/T	Rail- del	405.00
Heifers	Live- FOB	N/T	Rail- del	405.00

U.S. TRADE (U.S. FUNDS)

The U.S. cash cattle trade saw light trade reported in Nebraska and Iowa yesterday with live sales from \$186.00-\$188.00, \$2.00/cwt lower than last week. Dressed sales were reported at \$294.00/cwt, \$2.00-\$4.00/cwt lower than the previous week. Today light trade in the South has been reported at \$187.00/cwt, \$3.00/cwt lower. Yesterday Choice cutout values closed \$6.00/cwt lower, one of the largest daily decline since December 2022. Lower beef cutout values and softer cash prices are weighing on the live cattle contracts.

Choice and Select Steers and Heifers:	Live	186.00-188.00
	Rail	294.00-294.00

CHICAGO MERCANTILE EXCHANGE

Closing quotes on futures **today** were as follows:

Live Cattle			Feeder Cattle			Corn		
Dec	183.70	-2.12	Nov	245.42	-2.22	Dec	4.310	+3.4
Feb	185.30	-2.12	Jan	241.42	-2.90	Mar	4.442	+3.6
Apr	186.52	-1.72	Mar	239.37	-2.87	May	4.514	+3.6
Jun	181.07	-1.50	Apr	240.55	-2.60	Jul	4.550	+3.4
Aug	179.62	-1.15	May	241.15	-2.25	Sep	4.456	+2.6
Oct	180.95	-1.05	Aug	247.00	-2.15	Dec	4.490	+2.0
Soybeans			Soft Red Winter Wheat			Canadian \$		
	US \$/bu			US \$/bu				
Nov	10.166	+1.2	Dec	5.724	+1.0	Spot	71.87	-0.27
Jan	10.302	+4.0	Mar	5.874	-1.4	Dec	71.93	-0.29
Mar	10.434	+6.0	May	5.976	-1.2	Mar	72.17	-0.29
May	10.566	+6.0	Jul	6.050	-0.4	Jun	72.44	-0.26
Jul	10.682	+6.0	Sep	6.170	+0.0	Sep	72.66	-0.26
Aug	10.672	+5.6	Dec	6.324	+0.4	Dec	72.87	-0.25

ONTARIO STOCKER & FEEDER SPECIAL FALL SALES

Nov 9	1:00 pm	Maple Hill Auctions Ltd	Top Cut Bred Heifer Sale
Nov 15	9:00 am	Keady Livestock	Special Grass & Yard Fed Yearlings
Nov 16	11:00 am	Denfield Livestock Exchange	Bred Cow & Cow/Calf Pair Sale
Nov 16	1:00 pm	Maple Hill Auctions Ltd	Ontario Shorthorn Association Fall Classic
Nov 20	10:00 am	Kawartha Lakes Sales Barn	Peterborough Cattlemen/ Victoria Beef Producers
Nov 21	11:00 am	Ontario Stockyards Inc	Special All Vaccinated Calf Sale in reg sale
Nov 22	9:00 am	Keady Livestock	Special Local Calf Sale- selling in owner lots
Nov 22	11:00 am	Community Livestock Exchange	Quinte Cattlemen's Sale
Nov 23	11:00 am	Denfield Livestock Exchange	Final Vaccinated Calf & Yearling Sale