



DAILY MARKET INFORMATION REPORT – FRIDAY Nov 22, 2024

ONTARIO DIRECT TO PACKER RAILGRADE CATTLE TRADE

Prices are on a carcass weight basis before grade and weight discounts:

A Grade Steers	\$411.00/cwt with delivery for the week of December 9 th
A Grade Heifers	\$410.00/cwt with delivery for the week of December 9 th

ONTARIO LIVE CATTLE TRADE

Today at Brussels Livestock: **1,300 Head**

Steers	Price Range	Average	Top	Heifers	Price Range	Average	Top
1000+	296.50-325.00	303.05	335.00	900+	286.00-309.00	292.47	315.00
900-999	288.00-357.50	330.17	357.50	800-899	280.00-324.00	307.47	324.00
800-899	351.00-378.00	366.88	378.00	700-799	299.00-345.00	325.23	345.00
700-799	360.00-392.50	370.47	392.50	600-699	305.00-365.00	342.63	385.00
600-699	381.00-454.00	423.87	454.00	500-599	325.00-415.00	373.49	475.00
500-599	430.00-510.00	479.37	510.00	400-499	330.00-417.50	376.10	500.00
400-499	437.50-550.00	492.57	550.00	300-399	370.00-380.00	371.00	390.00
399-	507.00-600.00	534.86	650.00				

Calves are selling on a strong active trade with choice calves selling higher.

Today at Keady Livestock Market: **793 Head**

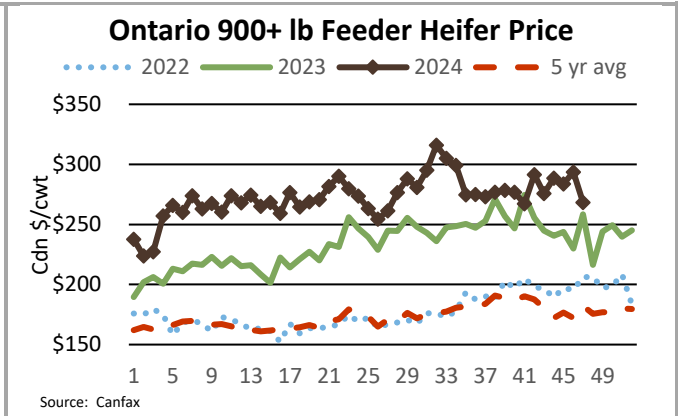
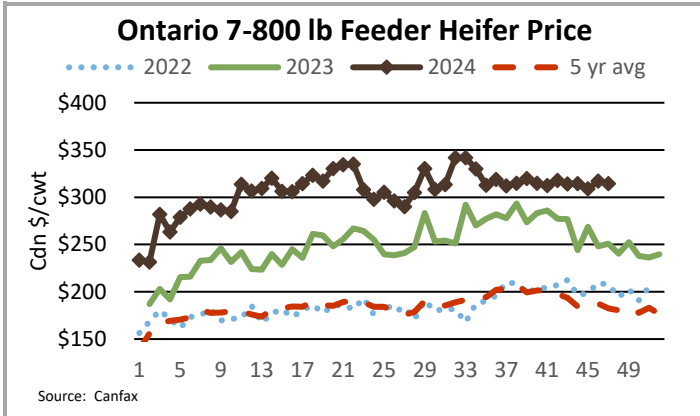
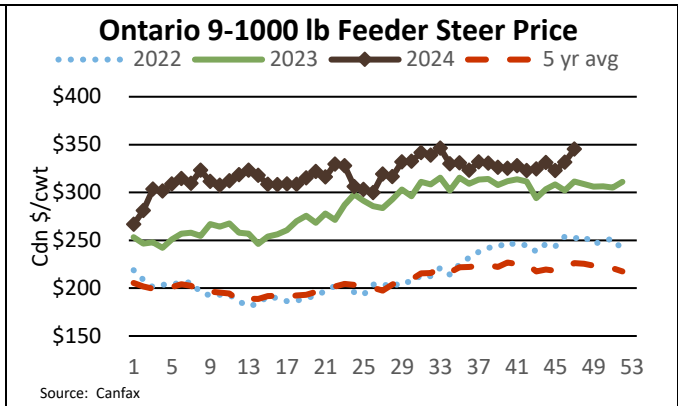
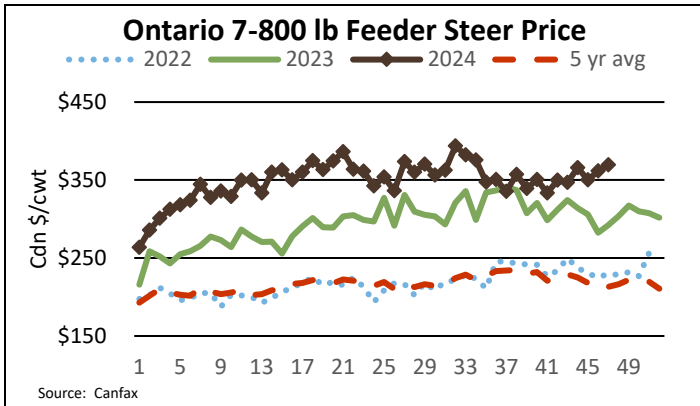
Steers	Price Range	Average	Top	Heifers	Price Range	Average	Top
800-899	377.00-389.00	385.00	389.00	700-799	392.50-395.00	393.06	395.00
700-799	380.00-414.00	401.56	419.00	600-699	397.50-450.00	412.30	450.00
600-699	400.00-490.00	449.06	490.00	500-599	3910-485.00	436.95	485.00
500-599	439.00-504.00	476.04	526.00	400-499	447.50-522.00	484.19	522.00
400-499	520.00-600.00	553.14	615.00				

A good offering of local calves sold on solid demand with price increase of 5-10 cents per pound. **Nov 29th@5:00 pm**
 – *Special Bred Cow & Heifer Sale*

Ontario auction sales on **Thursday** saw weighted prices for:

	Volume	Price Range	Average	Top
Large & Medium Frame Fed Steers +1250 lb	102	237.50-258.00	248.00	258.00
Large & Medium Frame Fed Heifers +1000 lb	52	230.00-253.00	240.18	259.00
Fed Steers, Dairy & Dairy Cross +1250 lb	58	214.00-230.00	220.70	230.00
Fed Heifer, Dairy & Dairy Cross +1000 lb	27	191.15-216.30	211.15	220.00
Cows	551	110.23-158.30	136.64	224.00
Bulls under 1600 lb	6	186.17-233.83	210.84	245.00
Bulls over 1600 lb	18	199.39-215.83	208.76	230.00

To check out individual auction market results on the BFO website go to <https://www.ontariobeef.com/market-info/auction-reports/individual-auction-market-reports>



ONTARIO STOCKER & FEEDER TRADE

Stocker sale at Ontario Livestock Exchange: **Nov 21, 2024 - 511 Stockers**

Steers	Price Range	Average	Top	Heifers	Price Range	Average	Top
1000+	250.00-318.00	281.38	318.00	900+	205.00-280.00	244.47	280.00
900-999	265.00-310.00	289.29	310.00	800-899	270.00-307.50	287.75	307.50
800-899	275.00-330.00	311.76	331.00	700-799	270.00-327.50	290.90	335.00
700-799	295.00-380.00	342.63	380.00	600-699	290.00-387.50	349.80	387.50
600-699	345.00-435.00	394.61	440.00	500-599	345.00-455.00	395.10	455.00
500-599	345.00-470.00	397.82	490.00	400-499	375.00-480.00	415.98	480.00
400-499	420.00-535.00	482.90	535.00	300-399	350.00-500.00	435.00	550.00
399-	400.00-560.00	478.13	750.00				

Stockers sold actively at higher prices. **Vaccinated stocker sales every Wednesday at 1:00 pm!**

Stocker sale at Ontario Stockyards Inc: **Nov 21, 2024 - 1,093 Stockers**

Steers	Price Range	Average	Top	Heifers	Price Range	Average	Top
800-899	288.00-402.50	347.78	402.50	700-799	257.50-372.50	328.69	385.00
700-799	327.50-437.00	399.94	437.00	600-699	320.00-397.50	361.31	410.00
600-699	370.00-435.00	410.43	451.00	500-599	350.00-428.00	388.43	428.00
500-599	425.00-492.50	459.39	545.00	400-499	400.00-470.00	427.70	489.00
400-499	447.50-530.00	501.84	580.00	300-399	350.00-485.00	430.42	485.00
399-	492.50-660.00	574.17	700.00				

All classes of calves are selling on a sharply stronger market. **Dec 5th @11:00 am - Special Fall Yearling Sale in reg sale**

U.S. BOXED BEEF CUT-OUT VALUES (U.S. FUNDS)

	Choice 600-900	Select 600-900
Cutout Values (noon estimate):	307.41	272.07
Change (from yesterday's close):	+0.62	-0.85
Current Five Day Average:	306.52	273.48

QUEBEC ELECTRONIC AUCTION MARKET (F.O.B. THE FEEDLOT)

	Price	Change from Last Week
For the week ending Nov 21, 2024	\$410.00-\$410.00	-0.13

ALBERTA DIRECT TRADE

Alberta direct trade so far this week has seen light trade develop with dressed sales reported from \$405.00-\$408.00/cwt delivered, steady to \$3.00/cwt higher than the previous week. Cattle that traded were being scheduled for first half of December delivery. Light volumes of Western Canadian fed cattle were marketed South, these cattle will be priced off the five-area average. Weighted average fed prices closed the week \$1.00-\$3.00/cwt higher

<i>Steers</i>	Live- FOB	N/T	Rail- del	405.00-408.00
<i>Heifers</i>	Live- FOB	N/T	Rail- del	405.00-408.00

U.S. TRADE (U.S. FUNDS)

The U.S. cash cattle trade saw light trade reported in Nebraska yesterday with live sales reported at \$186.00-\$187.00/cwt, traded \$1.00-2.00/cwt higher than last week. Dressed sales were reported at \$290.00/cwt, fully steady. In the South live sales were reported at \$186.00/cwt, traded \$1.00/cwt higher. Today light trade is reported in the South at \$187.00/cwt live, traded \$2.00/cwt higher than the previous week. Dressed sales remain steady with last week at \$290.00/cwt. USDA is scheduled to release its November 1st cattle on feed report this afternoon. Pre-report estimates are indicating October feedlot placements to be 3% larger than last year while fed cattle marketings are projected to be up 5%. November 1st cattle on feed inventories are expected to be steady with last year.

Choice and Select Steers and Heifers:	Live	186.00-187.00
	Rail	290.00-290.00

CHICAGO MERCANTILE EXCHANGE

Closing quotes on futures **today** were as follows:

Live Cattle			Feeder Cattle			Corn		
Dec	186.77	+1.17	Jan	254.30	+0.85	Dec	4.254	-1.2
Feb	188.20	+0.77	Mar	253.12	+1.02	Mar	4.352	-1.0
Apr	189.95	+0.42	Apr	254.35	+1.22	May	4.424	-0.6
Jun	185.22	+0.35	May	254.80	+1.27	Jul	4.460	-0.4
Aug	183.85	+0.42	Aug	259.32	+1.12	Sep	4.326	-0.2
Oct	185.55	+0.32	Sep	258.72	+1.20	Dec	4.362	-0.4
Soybeans			Soft Red Winter Wheat			Canadian \$		
	<i>US \$/bu</i>			<i>US \$/bu</i>				
Jan	9.834	+5.6	Dec	5.442	-4.4	Spot	71.52	-0.08
Mar	9.922	+7.0	Mar	5.646	-4.6	Dec	71.56	-0.11
May	10.056	+7.0	May	5.750	-4.4	Mar	71.81	-0.10
Jul	10.182	+6.6	Jul	5.826	-4.4	Jun	72.05	-0.09
Aug	10.166	+5.4	Sep	5.954	-4.2	Sep	72.26	-0.09
Sep	10.062	+4.2	Dec	6.120	-3.6	Dec	72.43	-0.10

ONTARIO STOCKER & FEEDER SPECIAL FALL SALES

Nov 23	11:00 am	Denfield Livestock Exchange	Final Vaccinated Calf & Yearling Sale
Nov 27	12:00 pm	Aylmer Stockyards	Fall Stocker sale-in reg sale
Nov 27	1:00 pm	Vankleek Hill Livestock Exchange	Fall Stocker sale-in reg sale
Nov 27	7:00 pm	Kawartha Lakes Sales Barn	Bred Cow Sale-Herd Liquidation & various other
Nov 29	5:00 pm	Keady Livestock	Special Bred Cow & Heifer Sale
Dec 04	10:00 am	Kawartha Lakes Sales Barn	KLC Special Calf & Yearling Sale
Dec 05	11:00 am	Ontario Stockyards Inc	Special Fall Yearling Sale in reg sale
Dec 06	5:00 pm	Keady Livestock	Special Bred Cow & Heifer Sale
Dec 07	1:00 pm	Maple Hill Auctions Ltd	Eastern Showcase Limousin Sale