



DAILY MARKET INFORMATION REPORT – FRIDAY May 30, 2025

ONTARIO DIRECT TO PACKER RAILGRADE CATTLE TRADE

Prices are on a carcass weight basis before grade and weight discounts for May 30, 2025:

A Grade Steers \$505.00/cwt delivered with delivery for the week of June 9th

A Grade Heifers \$504.00/cwt delivered with delivery for the week of June 9th

ONTARIO LIVE CATTLE TRADE

Today at Brussels Livestock: **1,450 Head**

Steers	Price Range	Average	Top	Heifers	Price Range	Average	Top
1000+	306.00-376.00	348.64	384.00	900+	291.00-408.00	344.54	408.00
900-999	400.50-415.50	408.18	427.50	800-899	369.00-445.00	412.97	450.00
800-899	381.00-468.00	422.86	468.00	700-799	373.00-456.00	418.64	469.00
700-799	430.00-509.00	470.48	539.00	600-699	460.00-537.50	501.79	537.50
600-699	485.00-586.00	534.14	586.00	500-599	507.50-587.50	543.71	587.50
500-599	570.00-644.00	605.19	644.00	400-499	525.00-670.00	596.54	670.00
400-499	585.00-657.50	638.17	657.50				
<399	225.00-625.00	421.25	740.00				

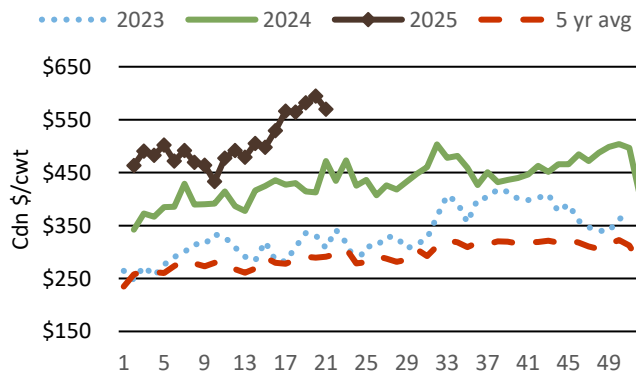
Calves and yearlings are selling on a strong active trade at steady prices.

Ontario auction sales on **Thursday** saw weighted prices for:

	Volume	Price Range	Average	Top
Large & Medium Frame Fed Steers +1250 lb	88	287.57-307.84	298.06	312.50
Large & Medium Frame Fed Heifers +1000 lb	63	280.00-309.00	295.40	310.00
Fed Steers, Dairy & Dairy Cross +1250 lbs	25	250.96-276.88	263.76	287.00
Fed Heifers, Dairy & Dairy Cross +1000 lbs	18	240.00-262.00	251.07	275.00
Cows	364	150.25-214.68	177.44	290.00
Bulls under 160 lbs	5	147.70-259.70	219.70	270.00
Bulls over 1600 lbs	18	241.94-268.33	254.40	280.00
Veal calves over 600 lb	111	288.34-340.11	309.49	386.00

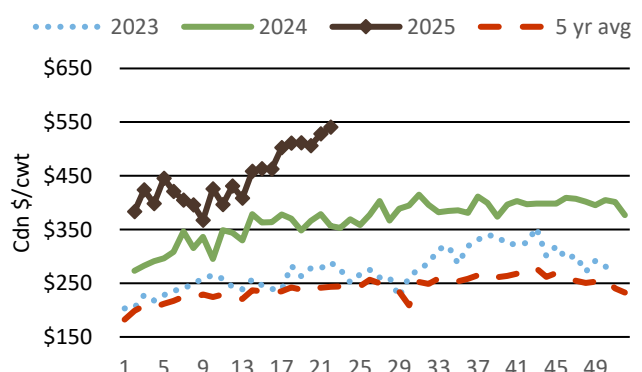
To check out individual auction market results on the BFO website go to <https://www.ontariobeef.com/market-info/auction-reports/individual-auction-market-reports>

Ontario 4-500 lb Feeder Steer Price

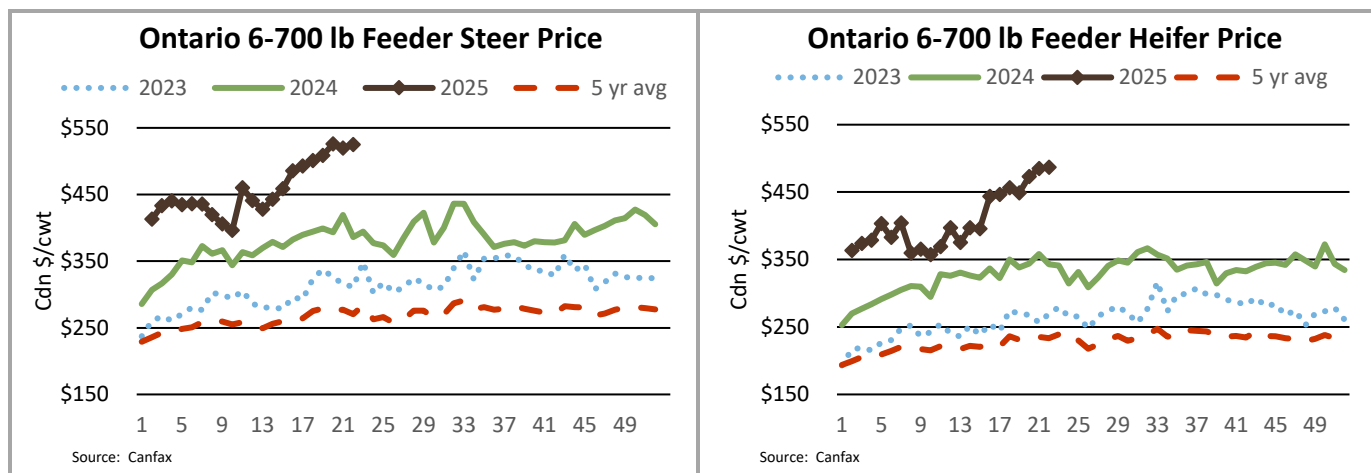


Source: Canfax

Ontario 4-500 lb Feeder Heifer Price



Source: Canfax



ONTARIO STOCKER & FEEDER TRADE

Stocker sale at Ontario Livestock Exchange: **May 29, 2025 - 467 Stockers**

Steers	Price Range	Average	Top	Heifers	Price Range	Average	Top
1000+	321.00-350.00	332.65	350.00	900+	295.00-357.29	332.47	357.29
900-999	342.50-420.00	397.73	420.00	800-899	305.00-390.00	346.36	390.00
800-899	310.00-457.50	409.04	457.50	700-799	385.00-455.00	413.75	455.00
700-799	360.00-510.00	431.73	510.00	600-699	380.00-475.00	440.44	510.00
600-699	360.00-545.00	478.51	545.00	500-599	410.00-545.00	473.41	545.00
500-599	250.00-595.00	478.72	630.00	400-499	480.00-565.00	531.00	565.00
400-499	495.00-710.00	596.19	710.00	300-399	280.00-550.00	427.14	675.00
<399	420.00-670.00	586.00	820.00				

Stockers continue to sell higher on a good demand.

U.S. BOXED BEEF CUT-OUT VALUES (U.S. FUNDS)

	Choice 600-900	Select 600-900
Cutout Values (noon estimate):	366.34	356.65
Change (from yesterday's close):	+0.25	+3.01
Current Five Day Average:	363.18	351.29

QUEBEC ELECTRONIC AUCTION MARKET (F.O.B. THE FEEDLOT)

For the week ending May 29, 2024

Price	Change from Last Week
-	-

ALBERTA DIRECT TRADE

Alberta direct trade this week seen light trade develop with most of the dressed sales reported at \$502.00/cwt delivered, \$2.00/cwt higher than the previous week. Lift times were all over the map depending on the packer, cattle that traded were being scheduled anywhere from immediate to the second half of July delivery. Eastern Canadian fed prices moved to slightly premium against the Alberta market. From a North American perspective fed prices set new highs.

Steers	Live- FOB	N/T	Rail- del	502.00
Heifers	Live- FOB	N/T	Rail- del	502.00

U.S. TRADE (U.S. FUNDS)

The U.S. cash cattle trade saw active trade was reported in all four major feeding states yesterday. Dressed sales in Iowa and Nebraska ranged from \$368.00-375.00/cwt, \$5.00-8.00/cwt higher than last week. Live sales in the North were reported from \$234.00-235.00/cwt, \$4.00-5.00/cwt stronger. Live sales in Texas and Kansas were from \$220.00-225.50/cwt, with most trade at \$222.00/cwt, \$2.00/cwt higher. Today, light clean up trade is reported in Nebraska at \$235.00/cwt live, while dressed bids were noted from \$370.00-\$375.00/cwt.

Choice and Select Steers and Heifers:	Live	220.00-235.00
	Rail	368.00-375.00

CHICAGO MERCANTILE EXCHANGE

Closing quotes on futures **today** were as follows:

Live Cattle			Feeder			Corn		
	US \$ cwt			US \$ cwt			US \$/bu	
Jun	215.47	-0.05	Aug	298.82	-1.10	Jul	4.440	-3.0
Aug	209.35	-0.72	Sep	297.70	-1.15	Sep	4.232	-4.0
Oct	207.40	-0.75	Oct	295.70	-1.07	Dec	4.384	-2.6
Dec	208.17	-0.60	Nov	293.40	-1.00	Mar	4.540	-2.2
Feb	208.07	-0.52	Jan	288.67	-0.92	May	4.630	-2.0
Apr	207.50	-0.47	Mar	286.35	-0.82	Jul	4.684	-1.4
Soybeans			Soft Red Winter Wheat			Canadian \$		
	US \$/bu			US \$/bu				
Jul	10.416	-10.0	Jul	5.340	-0.4	Spot	72.89	+0.43
Aug	10.366	-11.6	Sep	5.482	-0.4	Jun	72.95	+0.42
Sep	10.180	-12.0	Dec	5.710	-1.2	Sep	73.29	+0.42
Nov	10.266	-10.4	Mar	5.910	-2.0	Dec	73.62	+0.42
Jan	10.406	-10.0	May	6.024	-2.0	Mar	73.92	+0.42
Mar	10.492	-9.4	Jul	6.110	-2.0	Jun	74.16	+0.42

Beef Farmers of Ontario | Phone: 519.824.0334 | Fax: 519.824.9101 | Email: markets@ontariobeef.com

ONTARIO STOCKER AND BRED COW SPRING SALES

June 25	12:00 pm	Aylmer Stockyards Inc	Special Spring Stocker Sale
June 25	1:00 pm	Vankleek Hill Livestock Exchange	Special Spring Stocker Sale