

Week Ending Thursday Sept 10, 2009

The following information is collected from various sources and disseminated by the Ontario Cattlemen's Association.

ONTARIO DIRECT TO PACKER RAILGRADE CATTLE TRADE

This is a summary for the week of rail grade prices on a carcass weight basis, before grade and weight discounts.

A grade steers 143.00-150.00
A grade heifers 142.00-149.00

ONTARIO LIVE CATTLE TRADE

Ontario auction sales this **week** saw weighted average price ranges for

FED CATTLE

| | Price Range | Average | Top | Last week Avg |
|-------------------------------------|--------------------|----------------|------------|----------------------|
| Large Frame Steers +1250 | 76.36-88.19 | 83.20 | 98.00 | 87.91 |
| Medium Frame Steers +1250 | 79.13-87.12 | 83.83 | 89.50 | 87.71 |
| Large & Medium Frame Steers + 1250 | 77.39-88.48 | 83.42 | 98.00 | 87.71 |
| Large Frame Heifers + 1000 | 76.26-85.41 | 81.80 | 95.50 | 85.60 |
| Medium Frame Heifers + 1000 | 71.49-83.98 | 79.27 | 91.00 | 85.31 |
| Large & Medium Frame heifers + 1000 | 75.57-85.89 | 81.31 | 95.50 | 85.48 |
| Cows- All Weights | 34.18-48.70 | 41.57 | 74.00 | 41.35 |
| Bulls- All Weights | 49.00-62.16 | 55.59 | 75.00 | 56.61 |

STOCKERS-Large and Medium Frame

| STEERS | Volume | Price Range | Average | Top | Last week Avg |
|----------------|---------------|--------------------|----------------|------------|----------------------|
| 1000+ | 697 | 88.11-93.91 | 90.76 | 96.00 | 91.54 |
| 900-999 | 429 | 92.22-97.23 | 95.19 | 100.00 | 95.97 |
| 800-899 | 236 | 91.03-98.95 | 95.61 | 105.60 | 100.61 |
| 700-799 | 352 | 89.79-104.60 | 99.17 | 110.25 | 99.89 |
| 600-699 | 245 | 88.63-109.59 | 100.42 | 118.00 | 102.07 |
| 500-599 | 223 | 96.87-126.21 | 113.37 | 140.50 | 107.33 |
| 400-499 | 156 | 102.68-135.17 | 122.08 | 146.50 | 112.85 |
| -399 | 142 | 83.86-130.02 | 101.13 | 170.00 | 106.16 |

| HEIFERS | Volume | Price Range | Average | Top | Last week Avg |
|----------------|---------------|--------------------|----------------|------------|----------------------|
| +900 | 179 | 73.21-86.13 | 81.38 | 92.50 | 88.60 |
| 800-899 | 290 | 84.15-93.99 | 89.84 | 104.50 | 92.88 |
| 700-799 | 402 | 87.15-97.75 | 93.84 | 106.85 | 92.22 |
| 600-699 | 302 | 86.39-101.30 | 95.63 | 124.00 | 93.01 |
| 500-599 | 152 | 83.63-108.68 | 95.63 | 128.00 | 95.97 |
| 400-499 | 115 | 94.42-115.40 | 107.36 | 144.50 | 100.60 |
| 300-399 | 54 | 95.71-114.84 | 106.73 | 130.00 | 108.49 |
| 299- | 28 | 87.95-124.27 | 100.48 | 150.00 | 106.63 |

At Talbotville Livestock: Saturday Sept 5, 2009

| | Price Range | Top |
|----------------------------------|--------------------|------------|
| Good & Choice Steers | 87.00-95.00 | N/T |
| Good & Choice Heifers | N/T | N/T |
| Good Cows | 43.00-53.00 | |

At Kawartha Lakes Co-op Auction Market: Sept 5, 2009

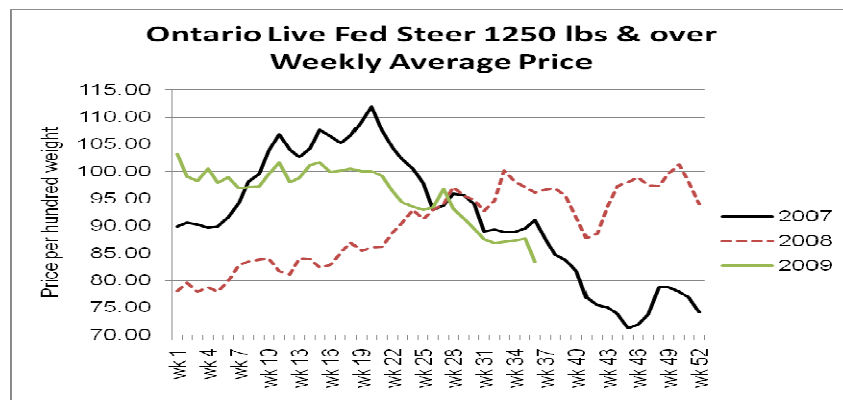
| | Price Range | Average | Top |
|-----------------------|-------------|---------|-------|
| Cows | 26.00-53.00 | 41.39 | 53.00 |
| Bulls 1600 lbs & over | 53.00-63.25 | 57.62 | 63.25 |

At Denfield Livestock – Sept 8, 2009

| | Price Range | | Price Range |
|---------------|-------------|-----------------------------|-------------------|
| Choice steers | 88.00-91.00 | Choice exotic cross heifers | 88.00-91.00 |
| Good steers | 85.00-88.00 | Good heifers | 84.00-88.00 |
| Plain Steers | 80.00-85.00 | Plain heifers | 78.00-83.00 |
| Good fed cows | 55.00-60.00 | Good beef bulls | 55.00-60.00 |
| D1 & D2 cows | 45.00-50.00 | Good Holstein bull calves | \$120.00-\$145.00 |
| D3 & D4 cows | 40.00-45.00 | Plainer calves | \$40.00-\$80.00 |
| Shells | 20.00-30.00 | New born & plain calves | \$10.00-\$40.00 |

At Renfrew Pontiac Livestock Ltd– Sept 8, 2009

| | Price Range | | Price Range |
|-----------------------|-----------------------|--------------|-----------------------|
| Replacement calves | 30.00-75.00 | Cows D1 & D2 | 48.00-54.00 top 57.50 |
| Bulls | 54.00-66.00 top 74.00 | Cows D3 | 43.00-47.00 |
| Bred cows-good x bred | N/T | Cows D4 | 27.00-39.00 |



ONTARIO STOCKER & FEEDER TRADE

Stocker sale at: **Brussels Livestock, Sept 4, 2009 – 1,127 stockers**

| STEERS | Price Range | Avg | Top | HEIFERS | Price Range | Avg | Top |
|---------|---------------|--------|--------|---------|---------------|--------|--------|
| 1000+ | 87.00-92.50 | 88.81 | 93.75 | 900+ | 78.00-86.79 | 96.79 | 92.50 |
| 900-999 | 89.00-95.50 | 93.60 | 99.50 | 800-899 | 85.50-97.50 | 91.42 | 98.75 |
| 800-899 | 87.00-98.25 | 92.99 | 98.25 | 700-799 | 94.00-103.00 | 98.98 | 103.50 |
| 700-799 | 89.00-107.50 | 101.25 | 108.00 | 600-699 | 94.50-105.50 | 97.49 | 110.50 |
| 600-699 | 98.00-110.00 | 104.75 | 113.00 | 500-599 | 89.00-111.50 | 101.44 | 128.00 |
| 500-599 | 105.00-129.00 | 115.86 | 140.50 | 400-499 | 103.00-121.00 | 113.86 | 121.00 |
| 400-499 | 117.00-136.00 | 127.23 | 136.00 | | | | |
| 300-399 | 104.00-132.00 | 114.63 | 132.00 | | | | |

Stocker sale at: **MapleHill Auctions Ltd (Hanover), Sept 7, 2009 – 471 stockers**

| STEERS | Price Range | Avg | Top | HEIFERS | Price Range | Avg | Top |
|---------|--------------|-------|--------|---------|---------------|--------|--------|
| 1000+ | 89.75-95.60 | 92.75 | 96.00 | 800-899 | 86.00-95.00 | 92.21 | 95.00 |
| 900-999 | 94.25-98.75 | 96.97 | 98.75 | 700-799 | 80.00-106.85 | 100.89 | 106.85 |
| 800-899 | 94.75-97.75 | 96.59 | 97.75 | 600-699 | 101.00-105.85 | 103.51 | 105.85 |
| 700-799 | 75.00-100.75 | 95.83 | 100.75 | | | | |

Stocker sale: **Community Livestock Exchange (Hoards) – Sept 8, 2009- 147** stockers

| STEERS | Price Range | Avg | Top | HEIFERS | Price Range | Avg | Top |
|----------------|--------------|--------|--------|----------------|--------------|--------|--------|
| 700-799 | 77.50-104.00 | 93.21 | 104.00 | 700-799 | 74.00-93.50 | 86.14 | 93.50 |
| 600-699 | 59.00-111.00 | 89.68 | 111.00 | 600-699 | 56.50-94.00 | 81.76 | 94.00 |
| 500-599 | 91.00-128.50 | 109.00 | 128.50 | 500-599 | 72.00-101.50 | 86.71 | 101.50 |
| 400-499 | 84.00-133.50 | 119.50 | 133.50 | 400-499 | 82.00-105.00 | 91.58 | 105.00 |
| 399- | 67.50-122.50 | 99.63 | 122.50 | 300-399 | 79.00-115.00 | 102.40 | 115.00 |

Stocker sale: **Keady Livestock Market – Sept 8, 2009- 455** stockers

| STEERS | Price Range | Avg | Top | HEIFERS | Price Range | Avg | Top |
|----------------|---------------|--------|--------|----------------|--------------|-------|--------|
| 900-999 | 94.75-98.25 | 96.01 | 100.00 | 900+ | 68.00-79.00 | 70.44 | 79.00 |
| 800-899 | 96.50-105.60 | 103.60 | 105.60 | 800-899 | 94.00-97.50 | 95.59 | 97.50 |
| 700-799 | 103.00-110.25 | 107.45 | 110.25 | 700-799 | 96.75-104.00 | 99.99 | 104.00 |
| 600-699 | 104.00-115.00 | 110.48 | 115.00 | 600-699 | 95.00-102.25 | 99.69 | 102.25 |
| 500-599 | 80.00-114.00 | 99.71 | 129.00 | 500-599 | 85.00-95.00 | 88.43 | 95.00 |

Stocker sale: **Renfrew Pontiac Livestock Ltd– Sept 8, 2009- 95** stockers.

| STEERS | Price Range | HEIFERS | Price Range |
|----------------|---------------|----------------|---------------|
| 800-899 | 92.00-104.00 | 700-799 | 88.00-94.00 |
| 700-799 | 96.00-106.50 | 600-699 | 90.00-104.00 |
| 600-699 | 103.00-109.50 | 500-599 | 96.00-108.00 |
| 500-599 | 120.00-128.00 | 400-599 | 106.00-115.50 |
| 400-499 | 120.00-129.00 | | |

Stocker sale: **Ontario Livestock Exchange – Sept 9, 2009 - 546** stockers

| STEERS | Price Range | Avg | Top | HEIFERS | Price Range | Avg | Top |
|----------------|--------------|--------|--------|----------------|-------------|-------|-------|
| +1000 | 88.00-94.25 | 91.13 | 94.25 | 900+ | 75.00-84.00 | 84.48 | 85.00 |
| 900-999 | 93.25-98.00 | 96.27 | 98.00 | 800-899 | 80.50-88.00 | 84.59 | 88.00 |
| 800-899 | 94.50-102.50 | 97.82 | 102.50 | 600-699 | 83.00-86.50 | 84.13 | 86.50 |
| 700-799 | 88.50-101.00 | 93.50 | 101.00 | | | | |
| 600-699 | 95.50-114.00 | 102.93 | 114.00 | | | | |

Stocker Sale at: **Ontario Livestock Exchange, Sept 10, 2009 – 168** stockers

| STEERS | Price Range | Avg | Top | HEIFERS | Price Range | Avg | Top |
|----------------|---------------|--------|--------|----------------|--------------|-------|--------|
| 800-899 | 72.00-86.00 | 82.31 | 86.00 | 900+ | 57.00-83.00 | 69.09 | 83.00 |
| 700-799 | 81.00-90.00 | 84.75 | 90.00 | 800-899 | 65.50-87.50 | 81.41 | 87.50 |
| 600-699 | 82.00-101.00 | 95.50 | 101.00 | 700-799 | 62.00-89.50 | 80.77 | 89.50 |
| 500-599 | 109.00-113.00 | 110.33 | 113.00 | 600-699 | 84.50-91.00 | 88.10 | 91.00 |
| 400-499 | 45.00-128.50 | 96.17 | 128.50 | 500-599 | 81.00-124.00 | 93.75 | 124.00 |
| | | | | 400-499 | 78.00-122.00 | 96.00 | 122.00 |

Stocker Sale at: **Ontario Stockyards Inc, Sept 10, 2009 – 624** stockers

| STEERS | Price Range | Avg | Top | HEIFERS | Price Range | Avg | Top |
|----------------|---------------|--------|--------|----------------|---------------|--------|--------|
| 900-999 | 87.00-95.50 | 92.57 | 99.00 | 900+ | 67.00-83.75 | 77.2 | 88.00 |
| 800-899 | 92.00-98.75 | 95.94 | 99.50 | 800-899 | 84.50-92.75 | 90.06 | 104.50 |
| 700-799 | 91.00-102.00 | 97.75 | 105.00 | 700-799 | 84.00-91.00 | 88.47 | 94.50 |
| 600-699 | 98.00-112.25 | 104.57 | 112.25 | 600-699 | 83.00-94.00 | 89.35 | 98.00 |
| 500-599 | 103.00-124.00 | 118.66 | 128.00 | 500-599 | 85.00-103.50 | 95.16 | 103.50 |
| 400-499 | 114.00-138.00 | 131.90 | 138.00 | 400-499 | 105.50-116.00 | 114.07 | 116.00 |
| 399- | 107.50-135.00 | 127.01 | 135.00 | 300-399 | 115.00-118.00 | 116.82 | 118.00 |

Stocker Sale at: **Ottawa Livestock Exchange, Sept 10, 2009**- 134 stockers

| STEERS | Price Range | Avg | Top | HEIFERS | Price Range | Avg | Top |
|---------|--------------|--------|--------|---------|--------------|--------|--------|
| 700-799 | 56.00-98.00 | 84.50 | 98.00 | 600-699 | 75.0-93.00 | 86.33 | 93.00 |
| 600-699 | 48.00-95.00 | 76.20 | 95.00 | 400-499 | 95.00-112.00 | 103.78 | 112.00 |
| 500-599 | 78.00-130.00 | 107.27 | 130.00 | 300-399 | 96.00-109.00 | 101.29 | 109.00 |
| 400-499 | 43.00-129.00 | 92.11 | 137.00 | 299- | 63.00-120.00 | 86.00 | 120.00 |
| 399- | 10.00-125.00 | 51.08 | 137.00 | | | | |

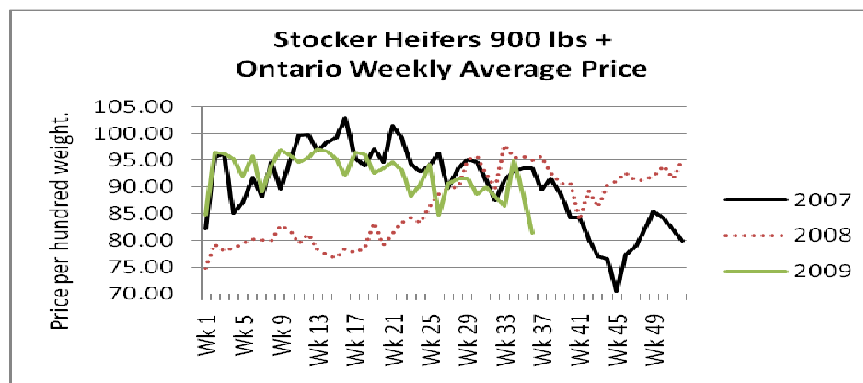
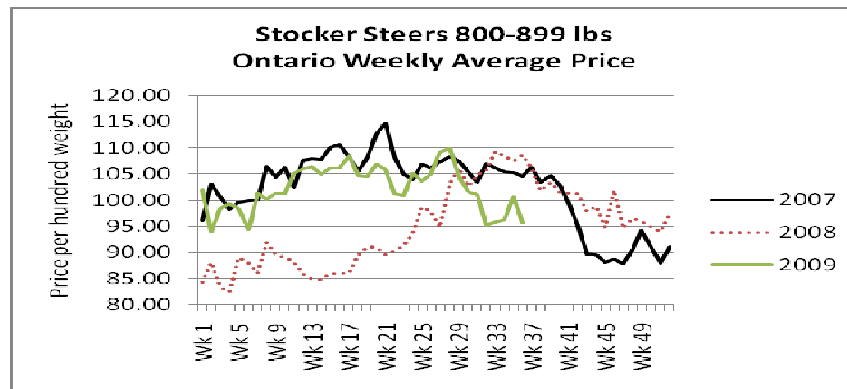
Stocker Sale at: **Brussels Livestock, Sept 10, 2009** – 140 stockers

| STEERS | Price Range | Avg | Top | HEIFERS | Price Range | Avg | Top |
|---------|---------------|--------|--------|---------|---------------|--------|--------|
| 500-599 | 100.00-126.00 | 118.44 | 126.00 | 500-599 | 91.00-117.00 | 108.55 | 117.00 |
| 400-499 | 110.00-146.50 | 129.65 | 146.50 | 400-499 | 98.00-121.50 | 113.50 | 144.50 |
| 399- | 119.00-145.00 | 126.59 | 170.00 | 300-399 | 106.00-123.00 | 114.57 | 123.00 |
| | | | | 299- | 111.00-150.00 | 120.78 | 150.00 |

SPECIAL ONTARIO FALL STOCKER SALES

Stocker sale at: **Cargill Auction Market, Sept 4, 2009**- 1,400 yearlings

| STEERS | Price Range | HEIFERS | Price Range |
|---------|--------------|---------|--------------|
| 1000+ | 94.00-101.00 | 900+ | 83.00-94.00 |
| 900-999 | 92.00-103.00 | 800-899 | 95.00-103.00 |
| 800-899 | 90.00-100.00 | 700-799 | 95.00-101.00 |



ALBERTA DIRECT TRADE

Week Ending **Thursday Sept 10, 2009**

| | | | | |
|----------------|-------------|--------------------|------------------|----------------------|
| Steers | Live | 80.80-82.50 | Flat rail | 137.50-137.85 |
| Heifers | Live | 80.85-81.00 | Flat rail | 137.50-138.50 |

U.S. TRADE (U.S. funds)

Week Ending [Thursday Sept 10, 2009](#)

| | | |
|---|-------------|-------------------------------------|
| Weekly range for choice and select steers and heifers | Live | N/T (Friday- 85.00) |
| | Rail | 131.00 |

QUEBEC ELECTRONIC AUCTION MARKET (F.O.B. the feedlot)

Week Ending [Thursday Sept 10, 2009](#)

| | | |
|------------------------|--------------|-------------------------------|
| A1, A2 Steers 1 | Price | 136.00-141.00 |
|------------------------|--------------|-------------------------------|

CANADIAN BOXED BEEF CUT-OUT VALUES

| Week Ending | AAA | AA |
|--------------------|------------------------|------------------------|
| Aug 22, 2009 | 1.5522 | 1.5431 |
| Aug 14, 2009 | 1.5632 | 1.5491 |
| Aug 7, 2009 | 1.5781 | 1.5433 |

U.S. BOXED BEEF CUT-OUT VALUES (U.S. funds)

| | Choice | Select |
|-------------------------------|------------------------|------------------------|
| | 600-900 | 600-900 |
| Current 5 day average: | 142.25 | 134.41 |

USDA ESTIMATED CATTLE KILL

| | Week Ending | Previous Week | Year Ago |
|--------------------|-------------------------|-------------------------|-------------------------|
| | Sept 12, 2009 | | |
| Grand Total | 562,000 | 655,000 | 655,000 |

AVERAGE CARCASS WEIGHTS – CANADA

| | Steers | Heifers |
|---------------------|---------------------|---------------------|
| Sept 5, 2009 | 863 | 798 |
| Aug 30, 2008 | 848 | 796 |

FEDERALLY INSPECTED CANADIAN KILL

| | Week Ending | YTD | % of Yr. Ago |
|--------------------------|------------------------|---------------------------|----------------------|
| | Sept 5, 2009 | | |
| Grand Total | 62,440 | 2,121,191 | 99% |
| Alberta Slaughter | 48,315 | 1,584,317 | 105% |
| Ontario Slaughter | 10,681 | 367,320 | 97% |

LIVE CATTLE EXPORTS-ONTARIO

| | Week ending Aug 22, 09 | Week ending Aug 15, 09 | Year to Date |
|--|-------------------------------|-------------------------------|------------------------|
| Total live slaughter cattle exported from Ont to the US. | 1,928 | 1,928 | 81,432 |
| Steers & Heifers | 1,657 | 1,657 | 66,560 |
| Cows | 267 | 267 | 14,134 |
| Bulls | 4 | 4 | 738 |

LIVE CATTLE-CANADA

| | IMPORTS | EXPORTS |
|----------------------|----------------------------|---------------------------|
| | Jan 1 – June 30, 09 | Jan 1 – Aug 29, 09 |
| Pure bred | 758 | 344,841 |
| Non-pure bred | 25,512 | 206,460 |
| | | 120,056 |

BEEF EXPORTS

| | United States Jan 1– Sept 5 | Mexico Jan 1-June 30 |
|--------------|--------------------------------|-------------------------|
| Total | 181,511 tonnes | 17,078 tonnes |

BEEF PRODUCTION

| | Jan 1 – Sept 5, 09 | Last Year Same Time | % Change |
|----------------|-----------------------|-----------------------|---------------|
| Fed | 638,183 tonnes | 619,029 tonnes | +3.1% |
| Non-fed | 120,569 tonnes | 153,811 tonnes | -21.6% |

BEEF IMPORTS

| | Jan 1 – Aug 29, 09 | Last Year Same Time | % Change |
|----------------------|-----------------------|-----------------------|---------------|
| United States | 79,861 tonnes | 78,674 tonnes | +1.5% |
| Non-NAFTA | 42,432 tonnes | 22,735 tonnes | +86.6% |
| Total | 123,577 tonnes | 102,750 tonnes | +20.3% |

CHICAGO MERCANTILE EXCHANGE

Closing quotes on futures today were as follows:

| Live Cattle | | | Feeder Cattle | | | Corn | | | Soybeans | | | Canadian \$ | | | | |
|--------------------|-------|-------|----------------------|--------|-------|-------------|-------|------|-----------------|----------|-------|--------------------|-------|-------|--|--|
| \$/cwt US | | | \$/cwt US | | | \$/bu US | | ¢/bu | | \$/bu US | | ¢/bu | | | | |
| Oct | 87.22 | +0.00 | Sep | 99.17 | -0.32 | Sep | 3.144 | +5.0 | Sep | 9.844 | +11.0 | Spot | 92.87 | +0.15 | | |
| Dec | 86.92 | -0.22 | Oct | 99.32 | -0.45 | Dec | 3.196 | +4.4 | Nov | 9.030 | -23.4 | Sep | 92.85 | +0.16 | | |
| Feb | 87.55 | -0.52 | Nov | 99.75 | -0.60 | Mar | 3.330 | +4.2 | Jan | 9.100 | -23.4 | Dec | 92.88 | +0.17 | | |
| Apr | 89.85 | -0.22 | Jan | 100.32 | -0.62 | May | 3.424 | +4.4 | Mar | 9.154 | -23.2 | Mar | 92.85 | +0.15 | | |
| Jun | 85.87 | -0.35 | Mar | 100.40 | -0.60 | Jul | 3.512 | +4.6 | May | 9.164 | -21.6 | Jun | 92.84 | +0.17 | | |
| Aug | 86.45 | -0.05 | Apr | 101.25 | -0.55 | Sep | 3.594 | +4.6 | Jul | 9.206 | -21.0 | Sep | 92.81 | +0.17 | | |

Ontario Cattlemen's Association, 130 Malcolm Rd., Guelph, ON N1K 1B1 Phone: (519) 824-0334 Fax: (519) 824-1930 OR email:

mktinfo@cattle.guelph.on.ca or visit our web site at www.cattle.guelph.on.ca

Ontario Auction Markets Special Fall Stocker Sales- August 2009

| | | | |
|---------|----------|--------------------------------------|---|
| Sept 12 | 10:00 am | Ottawa Livestock Exchange | Stockers and Yearlings |
| Sept 14 | 7:00 pm | Maple Hill Auctions Ltd (Hanover) | Stockers |
| Sept 15 | 11:00 am | Ontario Stockyards Inc | Yearlings |
| Sept 15 | 10:00 am | Thessalon-Algoma Coop Livestock | Yearlings |
| Sept 16 | 11:00 am | Kawartha Lakes Coop Auction Market | Stockers, vaccinated and non vaccinated |
| Sept 18 | 9:00 am | Keady Livestock Market | Yearlings-strs & hfrs- Overnight stand |
| Sept 18 | 11:00 am | Community Livestock Exchange(hoards) | Calves/Yearlings- prefer vacc- catalogued |
| Sept 18 | 12:00 pm | Temiskaming Livestock Market | Yearlings |
| Sept 21 | 1:00 pm | Selby Livestock & Auction Center | Stockers, vaccinated and nonvaccinated |
| Sept 21 | 7:00 pm | Maple Hill Auctions Ltd (Hanover) | Stockers |
| Sept 24 | 10:00 am | Wiarthon-Grey/Bruce Lvsk Coop | Yearlings, mostly vaccinated |
| Sept 25 | 9:00 am | Keady Livestock Market | Yearlings- overnight stand |
| Sept 25 | 7:00 pm | Cargill Auction Market | Heifer Sale- all breeds |
| Sept 26 | 11:00 am | Denifield Livestock | Yearlings & Calves |

OBCFPP LICENCE CHANGES

Licence Withdrawn:

Auction

Wainfleet Auction Center, 52119 Misener Rd, Wainfleet, On L0S 1V0

Country Dealer

Yellow Rose Cattle Company, 2044 Beckwith Line, Carleton Place, On K7C 3P2

Comments for the week ending Sept 10, 2009

The fed cattle market saw a very tough week of trade with prices declining as the week progressed. There were 939 fed cattle sold through auction markets down 7 from last week and 115 less than last year at this time. Steers traded from \$77.39-\$88.48 averaging \$83.42 down \$4.29 from last week and \$12.68 lower than the same time last year. Heifers sold from \$75.57-\$85.89 averaging \$81.31 down \$4.17 from last week and \$13.87 lower than year ago prices. Auction market reports started the week off at steady, down to slightly lower by mid week and \$2.00-\$3.00 lower as the week wrapped up.

The slaughter cow market continued to hold steady this week. There were 1,775 slaughter cows sold through auction markets down 206 from last week and 98 more than the same time last year. Slaughter cows traded from \$34.18-\$48.70 averaging \$41.57 up \$0.22 from last week and \$11.18 below year ago prices. Most auction markets reported steady prices with active trade with one report of slightly lower prices.

Replacement cattle sold on a mixed demand. There were 4,002 replacements sold through auction markets up 26.4% from last week but 29% less than the same time last year. Auction markets reported calves as steady to barely steady. Yearling and short keep cattle were reported as a lack luster demand with prices barely steady to \$5.00 lower. Actual average prices saw steers under 600 lbs average \$6.04-\$9.23 higher with steers over 600 lbs down \$0.72-\$5.00. Steers 800-900 were under the most pressure at \$5.00 lower. Heifers 400-500 lbs averaged \$6.76 higher with heifers 600-800 lbs averaged \$1.62-\$2.62 higher. All other categories of heifers averaged \$0.34-\$3.26 lower with the 800+ category \$3.26 lower.

Ontario railgrade prices followed the same trend as its live counterpart with prices declining as the week progressed. Steers started the week off at \$145-\$150 down to \$143-\$147 by mid week. Heifers traded from \$144-\$149 early week down to \$142-\$147 by mid week. This week's prices averaged \$3.50 lower than last week.

Alberta's fed cattle market saw prices \$2.00-\$2.50 lower on average. Steers traded at \$80.80-\$82.50 live and \$137.50-\$137.85 flat rail while heifers were reported at \$80.85-\$81.00 live and \$137.50-\$138.50 flat rail.

U.S. cash cattle trade on Thursday was fairly active in the north with dressed sales mostly \$1.00 higher at \$131.00. On Friday, active trade in the morning saw southern trade fully steady to last week at \$85.00 live. Sales in the north were reported at \$131.00 dressed which is \$1.00 higher than last week and steady to Thursday.