



# Weekly Market Information Report



**Week Ending Thursday November 5, 2009**

The following information is collected from various sources and disseminated by the Ontario Cattlemen's Association.

## ONTARIO DIRECT TO PACKER RAILGRADE CATTLE TRADE

This is a summary for the week of rail grade prices on a carcass weight basis, before grade and weight discounts.

**A grade steers**            136.00-140.00  
**A grade heifers**        135.00-139.00

## ONTARIO LIVE CATTLE TRADE

Ontario auction sales this **week** saw weighted average price ranges for

### **FED CATTLE**

	<b>Price Range</b>	<b>Average</b>	<b>Top</b>	<b>Last week Avg</b>
Large Frame Steers +1250	76.76-83.93	80.75	100.00	80.49
Medium Frame Steers +1250	78.73-83.05	81.12	84.75	81.07
Large & Medium Frame Steers + 1250	77.32-83.50	80.90	100.00	80.71
Large Frame Heifers + 1000	77.41-83.35	80.79	88.00	81.23
Medium Frame Heifers + 1000	76.42-84.60	80.90	90.25	77.99
Large & Medium Frame heifers + 1000	76.34-83.42	80.60	90.25	80.12
Cows- All Weights	28.20-42.17	35.04	72.00	34.50
Bulls- All Weights	43.13-53.68	48.72	70.00	46.73

### **STOCKERS-Large and Medium Frame**

<b>STEERS</b>	<b>Volume</b>	<b>Price Range</b>	<b>Average</b>	<b>Top</b>	<b>Last week Avg</b>
<b>1000+</b>	900	84.25-95.09	89.58	100.00	87.93
<b>900-999</b>	632	87.48-96.64	93.12	100.00	91.03
<b>800-899</b>	398	84.02-96.80	91.40	103.25	89.09
<b>700-799</b>	614	88.76-104.96	98.92	111.00	93.28
<b>600-699</b>	958	92.51-111.52	104.21	121.25	103.27
<b>500-599</b>	971	96.75-117.57	109.26	140.50	112.80
<b>400-499</b>	555	101.96-126.19	115.89	143.00	120.04
<b>-399</b>	179	88.39-129.18	111.34	141.00	110.20

<b>HEIFERS</b>	<b>Volume</b>	<b>Price Range</b>	<b>Average</b>	<b>Top</b>	<b>Last week Avg</b>
<b>+900</b>	490	76.43-88.07	83.46	91.25	79.65
<b>800-899</b>	269	78.89-89.53	85.14	93.50	84.70
<b>700-799</b>	324	77.35-90.60	84.83	98.00	86.42
<b>600-699</b>	580	82.12-99.71	92.23	108.00	90.79
<b>500-599</b>	806	87.14-107.44	97.66	122.50	97.93
<b>400-499</b>	593	93.30-115.87	106.57	127.00	103.16
<b>300-399</b>	167	93.69-116.05	106.64	143.50	103.02
<b>299-</b>	51	86.67-124.84	104.91	160.00	93.60

### **At Talbotville Livestock: Saturday Oct 31, 2009**

	<b>Price Range</b>	<b>Top</b>
<b>Good &amp; Choice Steers</b>	79.50-84.50	88.50
<b>Good &amp; Choice Heifers</b>	78.50-84.00	
<b>Good Cows</b>	31.00-39.50	44.50
<b>Export Cows</b>	32.00-41.00	
<b>Good heavy bulls</b>	40.00-48.50	

**At Kawartha Lakes Co-op Auction Market: Oct 31, 2009**

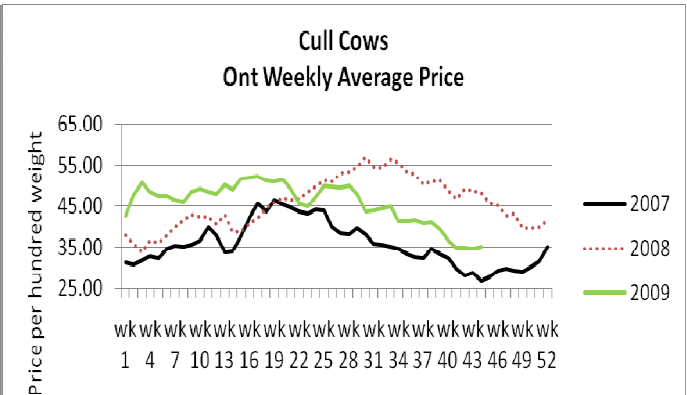
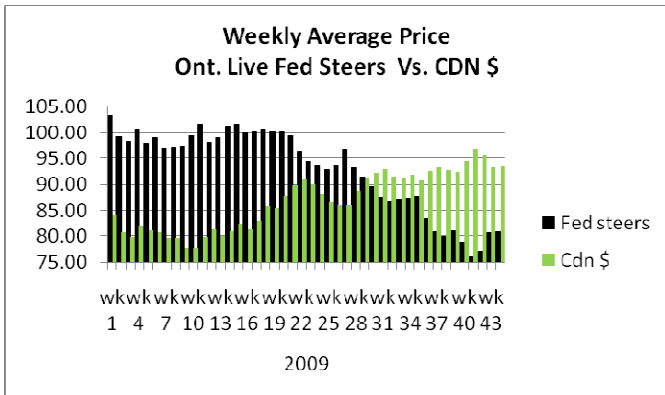
	Price Range	Average	Top
Cows	22.50-41.50	32.71	52.00
Bulls all weights	41.91-53.68	47.38	53.75

**At Denfield Livestock Exchange Inc. – Nov 3, 2009**

	Price Range		Price Range
Choice steers	82.00-86.00 top 92.25	Choice heifers	83.00-86.00
Good steers	80.00-82.00	Good heifers	80.00-83.00
Plain Steers	75.00-80.00	Plain heifers	75.00-80.00
Good fed cows	38.00-44.00	Beef bulls	40.00-55.00
D1 & D2 cows	35.00-38.00	Holstein bulls	30.00-40.00
D3 & D4 cows	25.00-35.00	Good calves	\$90.00-115.00
Shells	15.00-25.00	Second cut calves	\$50.00-90.00
		Newborn bull calves & others	\$20.00-\$50.00

**At Renfrew Pontiac Livestock Ltd– Nov 3, 2009**

	Price Range		Price Range
Replacement calves	30.00-80.00	Cows D1 & D2	36.00-40.00 top 52.00
Bulls	44.00-49.00 top 56.00	Cows D3	30.00-35.00
Cow/Calf pairs		Cows D4	20.00-30.00



**ONTARIO STOCKER & FEEDER TRADE**

Stocker sale at: **Brussels Livestock, Oct 30, 2009 – 2,147 stockers**

STEERS	Price Range	Avg	Top	HEIFERS	Price Range	Avg	Top
1000+	83.50-96.75	92.02	96.75	900+	83.50-89.50	85.78	90.25
900-999	92.00-98.00	95.63	98.00	800-899	77.50-92.00	86.03	92.00
800-899	83.00-96.50	89.30	99.50	700-799	84.00-98.00	90.78	98.00
700-799	91.50-105.00	99.04	105.00	600-699	78.00-96.75	88.37	104.25
600-699	88.50-105.00	98.09	113.00	500-599	84.50-106.00	93.67	111.00
500-599	94.00-106.00	100.92	117.50	400-499	95.00-111.00	102.12	115.50
400-499	103.00-119.00	109.17	123.00	300-399	86.00-113.00	104.31	120.00
300-399	80.00-121.00	103.47	121.00	299-	83.00-125.00	103.80	125.00

Stocker sale at: **Kawartha Lakes Coop Auction Mkt, Oct 31, 2009** – 115 stockers

<b>STEERS</b>	Price Range	Avg	Top	<b>HEIFERS</b>	Price Range	Avg	Top
<b>800-899</b>	68.25-81.00	76.84	81.00	<b>500-599</b>	75.00-101.50	86.26	101.50
<b>600-699</b>	48.50-96.00	79.05	96.00	<b>400-499</b>	55.00-108.00	86.14	108.00
<b>400-499</b>	85.00-120.00	113.00	120.00	<b>300-399</b>	60.00-114.00	90.83	114.00

Stocker sale at: **MapleHill Auctions Inc, Nov 2, 2009** – 150 stockers

<b>STEERS</b>	Price Range	Avg	Top	<b>HEIFERS</b>	Price Range	Avg	Top
<b>1000+</b>	87.00-93.50	89.17	93.50	<b>800-899</b>	71.00-81.75	77.08	81.75
<b>900-999</b>	85.10-90.00	87.52	90.00	<b>600-699</b>	84.00-85.50	84.41	86.50
<b>800-899</b>	76.50-91.00	87.37	98.50				

Stocker sale at: **Vankleek Hill Livestock Exchange, Nov 2, 2009** – 157 stockers

<b>STEERS</b>	Price Range	Avg	Top	<b>HEIFERS</b>	Price Range	Avg	Top
<b>600-699</b>	80.00-107.00	93.04	107.00	<b>600-699</b>	80.00-95.00	87.42	95.00
<b>500-599</b>	83.00-119.00	96.39	119.00	<b>500-599</b>	77.0-104.00	87.90	104.00
<b>400-499</b>	90.00-123.00	104.18	123.00	<b>400-499</b>	80.00-109.00	95.31	109.00
<b>399-</b>	86.00-132.00	108.49	132.00	<b>300-399</b>	81.00-116.00	98.53	116.00

Stocker sale: **Community Livestock Exchange (Hoards), Nov 3, 2009- 109** stockers

<b>STEERS</b>	Price Range	Avg	Top	<b>HEIFERS</b>	Price Range	Avg	Top
<b>600-699</b>	62.50-103.50	85.20	103.50	<b>600-699</b>	75.00-88.00	82.50	88.00
<b>500-599</b>	67.00-113.00	99.81	113.00	<b>500-599</b>	74.00-96.00	88.15	96.00
<b>400-499</b>	70.00-125.00	105.10	125.00	<b>400-499</b>	74.50-107.00	82.43	107.00

Stocker sale: **Renfrew Pontiac Livestock Ltd– Nov 3, 2009- 255** stockers.

<b>STEERS</b>	Price Range	<b>HEIFERS</b>	Price Range
<b>900-999</b>	89.00-93.50	<b>800-899</b>	87.00-93.00
<b>800-899</b>	94.00-99.00	<b>700-799</b>	88.00-94.50
<b>700-799</b>	96.00-102.00	<b>600-699</b>	90.00-101.50
<b>600-699</b>	98.00-106.50	<b>500-599</b>	94.00-107.00
<b>500-599</b>	105.00-119.00	<b>400-599</b>	100.00-114.00
<b>400-499</b>	110.00-122.50	<b>300-399</b>	100.00-115.00

Calves and yearlings sold \$5.00 higher.

Stocker sale at: **Keady Livestock Market, Nov 3, 2009- 1,032** stockers

<b>STEERS</b>	Price Range	Avg	Top	<b>HEIFERS</b>	Price Range	Avg	Top
<b>900-999</b>	85.00-97.25	91.67	99.50	<b>900+</b>	76.50-91.25	87.56	91.25
<b>800-899</b>	91.00-103.25	98.76	103.25	<b>800-899</b>	83.00-93.50	88.95	93.50
<b>700-799</b>	90.00-105.75	100.24	105.75	<b>700-799</b>	81.75-87.00	84.02	87.00
<b>600-699</b>	94.50-112.00	105.47	112.00	<b>600-699</b>	79.00-96.00	86.93	102.00
<b>500-599</b>	106.00-124.00	116.57	124.00	<b>500-599</b>	83.50-108.50	98.59	111.00
<b>400-499</b>	119.50-135.00	126.57	135.00	<b>400-499</b>	96.00-119.00	108.64	127.00
<b>399-</b>	120.00-136.00	130.72	136.00	<b>300-399</b>	107.00-114.00	110.88	124.00

Stocker sale: **Ontario Livestock Exchange –Nov 4, 2009 – 1,079** stockers

<b>STEERS</b>	Price Range	Avg	Top	<b>HEIFERS</b>	Price Range	Avg	Top
<b>+1000</b>	86.25-95.50	90.15	100.00	<b>900+</b>	80.50-89.00	83.90	89.00
<b>900-999</b>	88.50-97.50	94.57	100.00	<b>500-599</b>	91.50-96.50	93.30	96.50
<b>800-899</b>	88.00-100.00	96.00	100.00	<b>400-499</b>	55.00-104.00	88.40	104.00
<b>700-799</b>	90.50-99.00	96.40	99.00				
<b>600-699</b>	88.00-96.00	91.83	96.00				
<b>500-599</b>	94.50-112.00	101.97	112.00				

Stocker Sale at: **Ontario Livestock Exchange, Nov 5, 2009 – 280** stockers

STEERS	Price Range	Avg	Top	HEIFERS	Price Range	Avg	Top
1000+	69.00-81.00	78.35	83.50	700-799	33.50-77.50	64.44	92.50
900-999	75.00-87.00	84.80	87.00	600-699	57.00-89.00	76.34	89.00
800-899	73.50-89.00	80.85	89.00	500-599	70.50-95.00	85.33	95.00
700-799	69.00-87.00	79.35	88.50	400-499	88.00-106.00	97.42	106.00
600-699	76.00-97.50	90.52	97.50				
500-599	88.00-99.00	92.57	107.00				
400-499	90.50-109.50	102.72	109.50				
300-399	79.00-117.50	104.50	117.50				

Stocker Sale at: **Ontario Stockyards Inc, Nov 5, 2009 – 1,004** stockers

STEERS	Price Range	Avg	Top	HEIFERS	Price Range	Avg	Top
1000+	34.00-86.75	63.65	89.50	900+	54.50-83.75	76.31	83.75
900-999	84.00-96.25	90.09	97.50	800-899	78.50-84.50	82.62	88.50
800-899	87.00-97.50	93.33	98.00	700-799	82.00-91.50	87.04	94.50
700-799	89.00-103.00	97.26	105.00	600-699	81.50-108.00	93.61	108.00
600-699	100.00-108.00	104.70	109.50	500-599	86.00-99.25	94.50	118.00
500-599	104.50-120.50	112.71	120.50	400-499	100.50-114.50	107.49	117.00
400-499	109.00-131.50	119.74	131.50	300-399	90.00-108.00	98.80	119.00
399-	122.00-129.00	125.49	129.00	299-			

Stocker Sale at: **Ottawa Livestock Exchange, Nov 5, 2009- 252** stockers

STEERS	Price Range	Avg	Top	HEIFERS	Price Range	Avg	Top
700-799	67.00-96.00	84.08	96.00	700-799	49.00-89.00	75.56	89.00
600-699	78.00-104.00	92.45	104.00	600-699	81.00-94.00	87.33	94.00
500-599	85.00-115.00	101.21	118.00	500-599	85.00-101.00	91.76	102.00
400-499	92.00-118.00	107.69	118.00	400-499	83.00-111.00	99.00	111.00
399-	30.00-129.00	85.67	137.00	300-399	67.00-107.00	94.38	107.00

Stocker Sale at: **Brussels Livestock, Nov 5, 2009 – 332** stockers

STEERS	Price Range	Avg	Top	HEIFERS	Price Range	Avg	Top
400-499	98.50-118.00	108.87	123.00	500-599	89.50-109.50	107.37	109.50
399-	105.00-132.00	122.51	134.00	400-499	98.00-117.00	106.92	117.00
				300-399	15.00-123.00	113.12	143.50
				299-	110.00-134.00	120.50	134.00

**Stocker Comparison-** this week's average price compared to last week & the same time last year.

	This week's Average Price	Last week's Average Price	Change from last week	Year Ago Average Price	Change from last year
<b>Steers</b>	<b>2009</b>			<b>2008</b>	
400-500	115.89	120.04	-4.15	115.52	+0.37
500-600	109.26	112.80	-3.54	108.73	+0.53
600-700	104.21	103.27	+0.94	103.22	+0.99
700-800	98.92	93.28	+5.64	98.51	+0.41
800-900	91.41	89.09	+2.32	98.81	-7.40
900+	91.04	89.17	+1.87	98.20	-7.16
<b>Heifers</b>					
300-400	106.64	103.02	+3.62	98.24	+8.40
400-500	106.57	103.16	+3.41	98.58	+7.99
500-600	97.66	97.93	-0.27	94.68	+2.98
600-700	92.23	90.79	+1.44	91.69	+0.54
700-800	84.83	86.42	-1.59	91.09	-6.26
800+	84.06	81.79	+2.27	92.33	-8.27

### SPECIAL ONTARIO FALL STOCKER SALES

Stocker sale at: **Cargill Auction Market, Oct 30, 2009 – 500 local calves**

<b>STEERS</b>	<b>Price Range</b>	<b>Top</b>	<b>HEIFERS</b>	<b>Price Range</b>	<b>Top</b>
<b>700-799</b>	95.00-97.00		<b>600-699</b>	94.00-103.00	
<b>600-699</b>	103.75-116.25		<b>500-599</b>	98.00-109.00	
<b>500-599</b>	108.00-121.00	130.00	<b>400-499</b>	92.00-119.00	
<b>400-499</b>	111.00-133.00		<b>300-399</b>	115.00-121.00	
<b>399-</b>	135.00				

Good sale, quality calves sold on an active trade.

Stocker Sale at: **Listowel Livestock Ltd, Oct 30, 2009: 215 stockers**

<b>STEERS</b>	<b>Price Range</b>	<b>HEIFERS</b>	<b>Price Range</b>
<b>700-799</b>	79.00-113.50	<b>700-799</b>	93.00-106.50
<b>600-699</b>	91.00-137.50	<b>600-699</b>	85.00-109.00
<b>500-599</b>	111.00-134.00	<b>500-599</b>	81.00-125.00
<b>400-499</b>	115.00-141.00	<b>400-499</b>	105.00-126.00
<b>399-</b>	115.00-140.00	<b>300-399</b>	110.00-137.00

Local vaccinated calf sale. Good quality calves traded at strong prices.

Stocker sale at: **Denfield Livestock Exchange, Oct 31, 2009**

<b>Steers</b>	<b>Price Range</b>	<b>Heifers</b>	<b>Price Range</b>
<b>900-999</b>	85.00-95.00	<b>800-899</b>	85.00-97.00
<b>700-799</b>	92.50-121.00	<b>700-799</b>	91.00-112.00
<b>600-699</b>	105.00-147.00	<b>600-699</b>	103.00-118.00
<b>500-599</b>	80.00-120.00	<b>500-599</b>	105.00-120.00
<b>400-499</b>	105.00-138.00	<b>400-499</b>	105.00-137.00
<b>399-</b>	110.00-134.50	<b>300-399</b>	110.00-131.00

Stocker sale at: **Keady Livestock Market, Oct 31, 2009 – 628 calves**

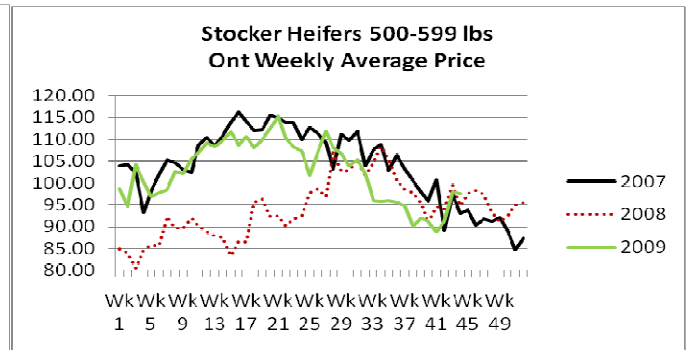
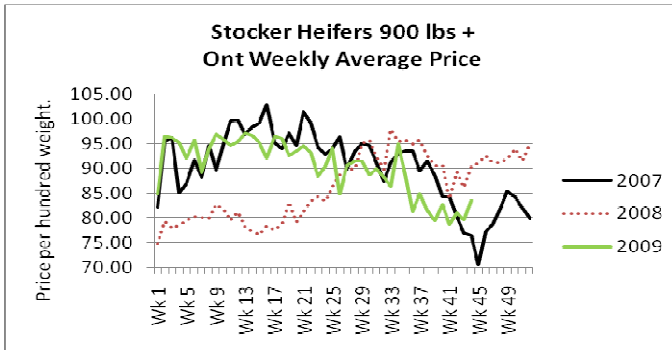
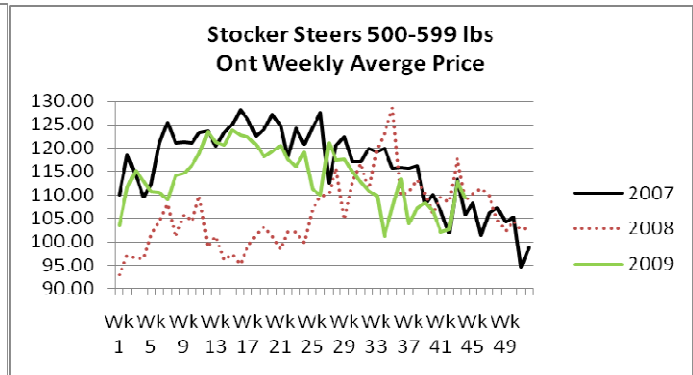
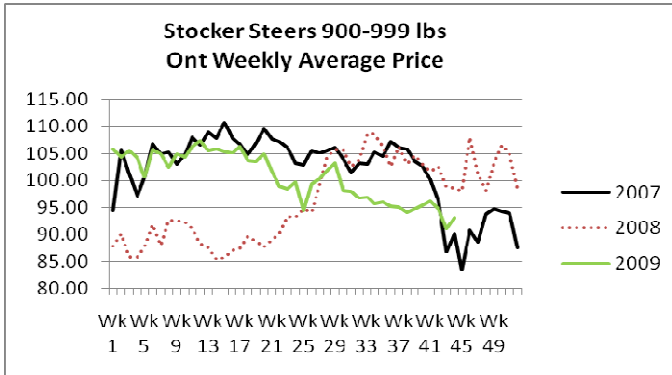
<b>STEERS</b>	<b>Price Range</b>	<b>Avg</b>	<b>Top</b>	<b>HEIFERS</b>	<b>Price Range</b>	<b>Avg</b>	<b>Top</b>
<b>700-799</b>	110.00-110.75	110.50	110.75	<b>700-799</b>	91.50-95.00	93.25	95.00
<b>600-699</b>	111.50-119.50	116.42	121.00	<b>600-699</b>	104.75-106.00	105.44	106.50
<b>500-599</b>	115.00-127.00	121.04	140.50	<b>500-599</b>	107.50-112.00	109.25	112.00
<b>400-499</b>	114.00-134.00	124.61	143.00	<b>400-499</b>	116.00-124.00	120.10	124.00
<b>399-</b>	128.00-141.00	135.76	141.00	<b>300-399</b>	111.00-127.50	123.19	127.50

Central Calf Association Sale- all breeds, age verified and vaccinated. Good quality vaccinated calves sold on a sharp demand.

Stocker sale: **Kawartha Lakes Coop Auction Market –Nov 4, 2009 – 1,098 stockers**

<b>STEERS</b>	<b>Price Range</b>	<b>Avg</b>	<b>Top</b>	<b>HEIFERS</b>	<b>Price Range</b>	<b>Avg</b>	<b>Top</b>
<b>900-999</b>	86.00-95.00	89.60	95.00	<b>700-799</b>	76.50-92.00	88.09	92.00
<b>800-899</b>	90.50-102.50	97.09	102.50	<b>600-699</b>	83.75-103.00	97.74	103.00
<b>700-799</b>	85.00-111.00	103.83	111.00	<b>500-599</b>	93.00-122.50	104.91	122.50
<b>600-699</b>	92.00-121.25	111.54	121.25	<b>400-499</b>	85.00-122.50	113.45	122.50
<b>500-599</b>	90.00-131.25	119.36	131.25				
<b>400-499</b>	86.00-133.50	122.71	133.50				

Peterborough/Victoria County Cattlemen's Certified Calf Sale. An excellent offering of quality vaccinated calves sold actively at higher prices.



**ONTARIO BRED COW SALES**

**Ontario Stockyards Inc, Oct 30, 2009- 146 Bred cows**

	<b>Exotic and Exotic X</b>	<b>British and British X</b>
<b>Top quality bred cows</b>	\$700-\$980	\$550-\$750
<b>Avg quality bred cows</b>	\$450-\$700	\$400-\$550

Most cows were bred 3 to 5 months. Good quality cows sold actively on a strong demand.

**Ottawa Livestock Exchange, Oct 31, 2009- 193 Bred cows & 10 Cow/Calf pairs**

	<b>Exotic and Exotic X</b>	<b>British and British X</b>
<b>Top quality bred cows</b>	\$720-\$910	\$400-\$650
<b>Avg quality bred cows</b>	\$350-\$730	\$320-\$500
<b>Top quality cow/calf pairs</b>	\$530-\$820	N/T

**ALBERTA DIRECT TRADE**

Week Ending **Thursday Nov 5, 2009**

<b>Steers</b>	<b>Live</b>	80.00-82.25	<b>Flat rail</b>	136.85-137.35
<b>Heifers</b>	<b>Live</b>	79.70-81.45	<b>Flat rail</b>	136.50-137.35

**U.S. TRADE (U.S. funds)**

Week Ending **Thursday Nov 5, 2009**

Weekly range for choice and select steers and heifers		<b>Live</b>	87.00-87.50
		<b>Rail</b>	134.00

**QUEBEC ELECTRONIC AUCTION MARKET (F.O.B. the feedlot)**

Week Ending **Thursday Nov 5, 2009**

<b>A1, A2 Steers</b>	<b>Price</b>	132.75-136.25
----------------------	--------------	---------------

### CANADIAN BOXED BEEF CUT-OUT VALUES

Week Ending	AAA	AA
Oct 23, 2009	1.4199	1.4153
Oct 16, 2009	1.4118	1.4177
Oct 9, 2009	1.4468	1.4473

### U.S. BOXED BEEF CUT-OUT VALUES (U.S. funds)

	Choice 600-900	Select 600-900
Current 5 day average:	141.50	135.84

### USDA ESTIMATED CATTLE KILL

Week Ending	Previous Week	Year Ago
Nov 7, 2009		
Grand Total	629,000	651,000
		624,000

### AVERAGE CARCASS WEIGHTS – CANADA

	Steers	Heifers
Oct 31, 2009	892	818
Oct 25, 2008	849	810

### FEDERALLY INSPECTED CANADIAN KILL

Week Ending	YTD	% of Yr. Ago
Oct 31, 2009		
Grand Total	63,946	2,608,992
Alberta Slaughter	48,596	1,957,043
Ontario Slaughter	11,211	454,424
		98%
		106%
		97%

### LIVE CATTLE EXPORTS-ONTARIO

	Week ending Oct 17, 09	Week ending Oct 10, 09	Year to Date
Total live slaughter cattle exported from Ont to the US.	2,928	2,641	104,169
Steers & Heifers	2,149	1,961	84,298
Cows	758	638	18,696
Bulls	21	42	1,175

### LIVE CATTLE-CANADA

	IMPORTS Jan 1 – Aug 31, 09	EXPORTS Jan 1 – Oct 24, 09
Pure bred	974	Slaughter steers & heifers 425,748
Non-pure bred	35,253	Feeder steers & heifers 238,743
		Cows & Bulls 151,956

### BEEF EXPORTS

	United States Jan 1– Oct 31	Mexico Jan 1- Aug 31
Total	221,381 tonnes	23,687 tonnes

### BEEF PRODUCTION

	Jan 1 – Oct 31, 09	Last Year Same Time	% Change
Fed	789,088 tonnes	764,881 tonnes	+3.2%
Non-fed	151,950 tonnes	189,870 tonnes	-20.0%

### BEEF IMPORTS

	Jan 1 – Oct 24, 09	Last Year Same Time	% Change
<b>United States</b>	99,418 tonnes	95,973 tonnes	+3.6%
<b>Non-NAFTA</b>	46,466 tonnes	25,524 tonnes	+82.0%
<b>Total</b>	147,506 tonnes	123,303 tonnes	+19.6%

### CHICAGO MERCANTILE EXCHANGE

Closing quotes on futures today were as follows:

<b>Live Cattle</b>			<b>Feeder Cattle</b>			<b>Corn</b>			<b>Soybeans</b>			<b>Canadian \$</b>				
\$/cwt US			\$/cwt US			\$/bu US		¢/bu		\$/bu US		¢/bu				
<b>Dec</b>	85.00	-1.35	<b>Nov</b>	94.65	-0.95	<b>Dec</b>	3.670	-9.4	<b>Nov</b>	9.480	-19.0	<b>Spot</b>	92.88	-1.06		
<b>Feb</b>	86.27	-0.95	<b>Jan</b>	96.07	-1.10	<b>Mar</b>	3.810	-9.2	<b>Jan</b>	9.550	-17.0	<b>Dec</b>	92.85	-1.07		
<b>Apr</b>	89.00	-0.72	<b>Mar</b>	96.50	-0.80	<b>May</b>	3.910	-9.0	<b>Mar</b>	9.602	-16.4	<b>Mar</b>	92.86	-1.06		
<b>Jun</b>	85.85	-0.55	<b>Apr</b>	96.77	-0.67	<b>Jul</b>	3.994	-9.0	<b>May</b>	9.612	-14.6	<b>Jun</b>	92.83	-1.07		
<b>Aug</b>	85.75	-0.40	<b>May</b>	98.00	-0.45	<b>Sep</b>	4.076	-7.6	<b>Jul</b>	9.646	-15.2	<b>Sep</b>	92.78	-1.07		
<b>Oct</b>	88.65	-0.30	<b>Aug</b>	99.10	-0.40	<b>Dec</b>	4.174	-6.4	<b>Aug</b>	9.636	-14.6	<b>Dec</b>	92.75	-1.07		

Ontario Cattlemen's Association, 130 Malcolm Rd., Guelph, ON N1K 1B1 Phone: (519) 824-0334 Fax: (519) 824-1930 or email: [mktinfo@cattle.guelph.on.ca](mailto:mktinfo@cattle.guelph.on.ca) or visit our web site at [www.cattle.guelph.on.ca](http://www.cattle.guelph.on.ca)

### OBCFP LICENCE CHANGES

#### **Licence Suspended:**

Meat Packer

Field Gate Organics Inc. Box 389, 10 Goshen Street, Zurich, ON N0M 2T0

#### **Licence Cancelled:**

Country Dealer

Oakhill Farms Livestock Dealer, RR 1, 1126, Westport, ON K0G 1X0

### Upcoming Ontario Auction Markets Special Fall Stocker Sales

Nov 7	11:00 am	Brussels Livestock	Bred Cow sale
Nov 9	10:00 am	Brussels Livestock	Vaccinated calf & yearlings- sponsored by Huron County Beef Producers
Nov 10	11:00 am	Ontario Stockyards Inc	Simcoe & Dufferin County sale & Leeds/Grenville County Calf Sale
Nov 11	11:00 am	Kawartha Lakes Coop Auction Mk	Stocker- vaccinated and nonvaccinated
Nov 11	7:00 pm	Talbotville Livestock	Bred Cows and Stockers
Nov 13	9:00 am	Keady Livestock Market	Yearlings- overnight stand
Nov 13	10:00 am	Brussels Livestock	Angus influence sale in regular sale at 1:00 pm
Nov 13	11:00 am	Community Livestock Exchange(Hoards)	Quinte Cattlemen's Assoc- Calf sale- 100% Vacc & catalogued
Nov 13	1:00 pm	Listowel Livestock Sales	Local vaccinated Charolais calf sale
Nov 14	10:00 am	Ottawa Livestock Exchange	Stocker and yearlings
Nov 14	11:00 am	Denfield Livestock Exchange	Yearlings, calves and Bred Cows
Nov 15	1:00 pm	Kawartha Lakes Coop Auction Mkt	Central Invitational Simmental Sale
Nov 16	1:00 pm	Selby Livestock & Auction Center	Stocker, vaccinated and non vaccinated
Nov 17	11:00 am	Ontario Stockyards Inc	All Vaccinated Sale
Nov 18	11:00 am	Kawartha Lakes Coop Auction Mkt	Peterborough/Victoria County Cattlemen's Sale all vaccinated- large producer & comingled groups
Nov 20	9:00 am	Keady Livestock Market	Catalogued Local Calf Sale featuring Maine-Anjou
Nov 21	1:00 pm	Keady Livestock Market	Assoc influenced calves and other vacc & non-vacc local calves Don Ceaser Fall Classic Bred Heifer Sale



### **Comments for the week ending Nov 5, 2009**

The fed cattle market held fully steady to last week. There were 1,448 fed cattle sold through auction markets up 84 from last week and 30 more than last year at this time. Steers sold from \$77.32-\$83.50 averaging \$80.90 up \$0.19 from last week but \$16.51 lower than year ago prices. Heifers traded from \$76.34-\$83.42 averaging \$80.60 up \$0.48 from last week and \$14.96 lower than year ago prices. Auction markets reported active trading with prices steady to stronger.

There were 2,665 slaughter cows sold through auction markets down 316 from last week and 844 less than the same time last year. Slaughter cows sold from \$28.20-\$42.17 averaging \$35.04 up \$0.54 from last week and \$13.12 lower than year ago prices. Auction markets reported active trading with prices from slightly lower to stronger as the week progressed.

Replacement cattle receipts were 28.6% lower this week with only 8,487 head sold through auction markets. Auction markets reported that good quality and vaccinated replacements traded steady to \$5.00 higher while plainer and non vaccinated cattle sold under pressure. Actual average prices saw steers 600 lbs and under down \$3.54-\$4.15 from last week while steers over 600 lbs traded \$1.00-\$5.64 higher. Heifers 700-800 lbs averaged \$1.59 lower with all other categories steady to \$3.62 higher.

Ontario railgrade prices averaged \$3.00 higher this week with steers reported from \$136.00-\$140.00 dressed and heifers \$135.00-\$139.00 dressed.

Alberta's fed cattle market was under some pressure this week with prices averaging \$1.82-\$3.68 lower. Steers traded at \$80.00-\$82.25 live and \$136.85-\$137.35 flat rail. Heifers traded from \$79.70-\$81.45 live and \$136.50-\$137.35 flat rail.

U.S. cash cattle trade was active on Thursday with prices basically steady to last week at \$87.00-\$87.50 live and \$134.00 dressed. At time of reporting Friday afternoon there was no new trade to report. There are still cattle left to sell which are priced at \$88.00 live and \$135.00 dressed. It is possible that sellers may carry over these cattle in hopes of higher prices.