



Weekly Market Information Report for the week ending **Thursday, January 7, 2016**

The following information is collected from various sources and disseminated by Beef Farmers of Ontario.

ONTARIO DIRECT TO PACKER RAILGRADE CATTLE TRADE

Prices are on a carcass weight basis before grade and weight discounts. Weekly Range:

A Grade Steers	288.00-291.00
A Grade Heifers	287.00-290.00

ONTARIO LIVE CATTLE TRADE

Ontario auction sales this week saw weighted average price ranges for:

FED CATTLE	Volume	Price Range	Average	Top	Last Week Avg
Large Frame Steers +1250	165	165.15-182.88	174.05	195.00	162.14
Medium Frame Steers +1250	104	165.98-178.01	171.82	183.50	162.67
Large & Medium Frame Steers +1250	269	165.05-181.92	173.04	195.00	162.85
Large Frame Heifers +1000	172	161.25-176.76	170.92	191.00	168.14
Medium Frame Heifers +1000	182	160.75-176.02	170.07	193.50	164.17
Large & Medium Frame Heifers +1000	354	162.34-178.22	171.19	193.50	165.67
Cows - All Weights	2,709	76.62-102.81	88.75	150.00	88.91
Bulls - All Weights	95	117.52-137.59	128.22	171.00	137.00

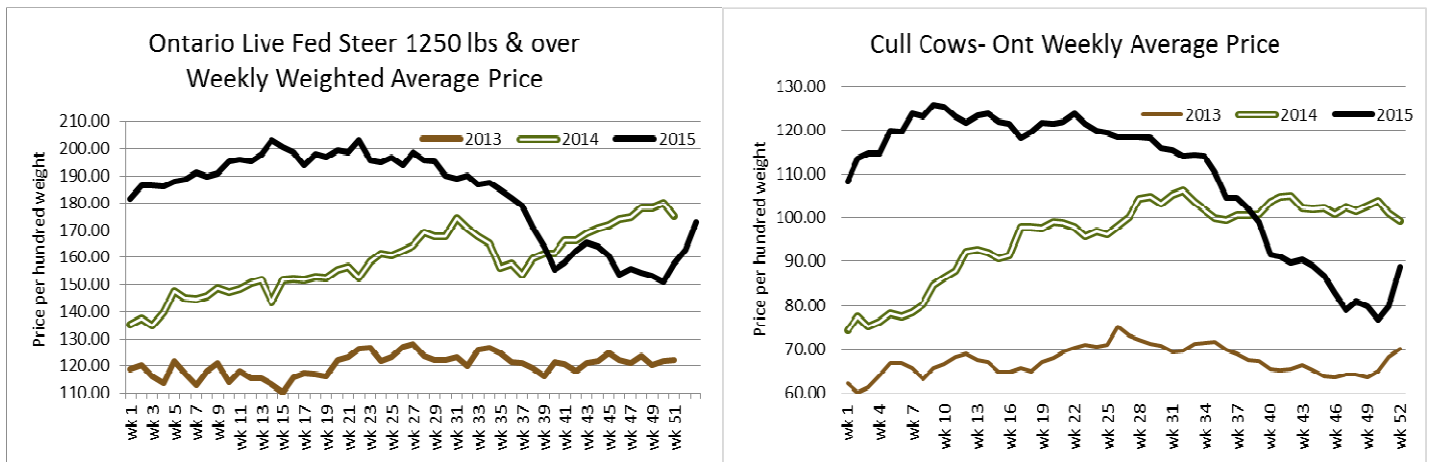
STOCKERS - Large and Medium Frame

STEERS	Volume	Price Range	Average	Top	Last Week Avg
1000+	287	215.85-233.98	224.75	236.00	222.46
900-999	65	216.51-231.17	223.33	248.00	218.58
800-899	56	196.03-236.25	224.13	246.00	N/T
700-799	86	192.00-246.38	227.02	270.00	N/T
600-699	141	196.85-260.45	238.95	290.00	229.23
500-599	172	212.93-282.83	252.62	320.00	233.50
400-499	97	223.51-294.10	265.24	317.50	N/T
-399	36	176.94-293.47	237.52	320.00	N/T

HEIFERS	Volume	Price Range	Average	Top	Last Week Avg
+900	103	159.48-183.49	175.25	201.50	N/T
800-899	11	145.54-175.09	160.29	201.00	N/T
700-799	53	175.94-208.85	196.08	235.00	170.95
600-699	88	184.57-232.19	215.60	239.00	186.48
500-599	86	184.08-247.03	223.35	262.50	215.80
400-499	77	208.78-255.13	234.28	274.00	N/T
300-399	22	212.45-256.23	235.80	280.00	N/T
-299	5	182.00-234.49	210.86	260.00	N/T

At **Renfrew Pontiac Livestock Ltd.:** January 5, 2016 – **25** Replacement Calves, **58** Cows, and **3** Bulls

	Price Range	Top
Replacement Calves	\$250.00-\$310.00	
Cows D1 & D2	105.00-114.00	132.00
Cows D3	91.00-104.00	
Cows D4	81.00-90.00	
Bulls	122.00-139.00	140.00

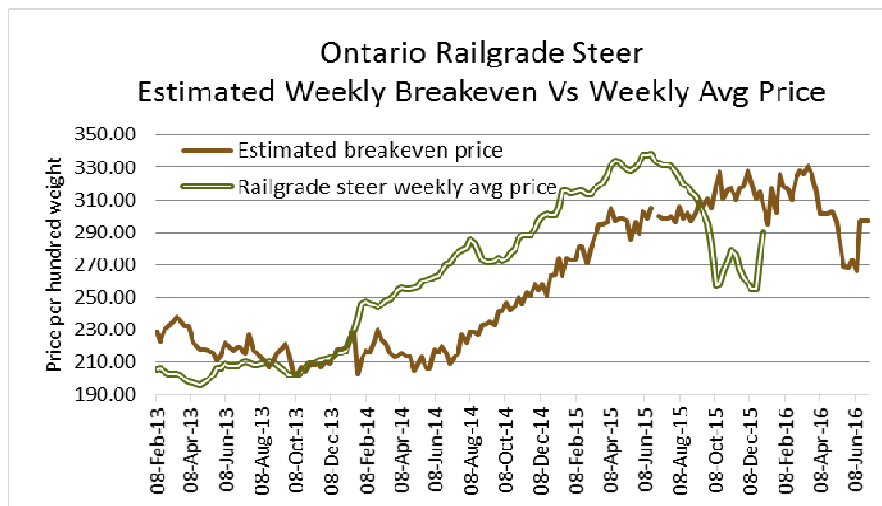


Denfield Livestock Exchange Inc., January 5, 2016: 204 Fed Cattle, 51 Veal, 4 Bulls, 105 Cows, 126 Drop Calves

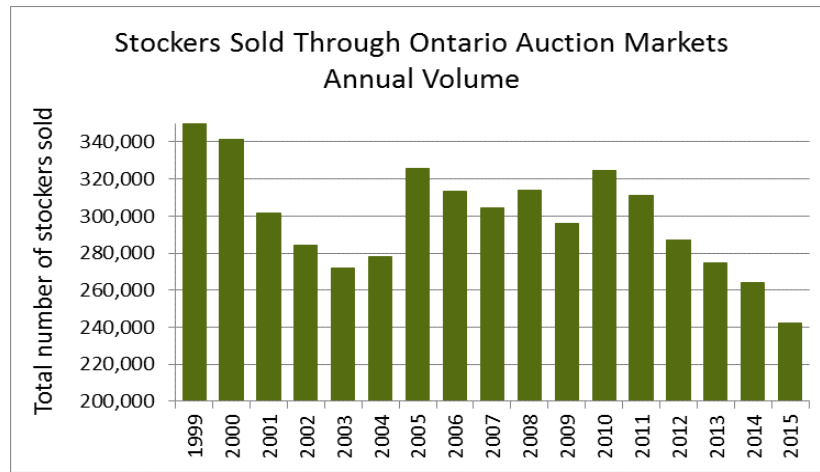
	Price Range	Top		Price Range	Top
Choice steers	175.00-180.00	190.50	Good beef cows	90.00-100.00	104.50
Good steers	170.00-175.00		Good Holstein cows	85.00-95.00	
Choice heifers	175.00-180.00	191.50	D1 & D2 Cows	70.00-80.00	
Good heifers	170.00-175.00		D3 & D4 Cows	60.00-70.00	
Good Holstein veal	150.00-160.00		Choice drop calves	\$250.00-\$350.00	\$430.00
Plain & heavy veal	140.00-150.00		Good drop calves	\$150.00-\$250.00	
Good beef bulls	120.00-135.50		Plain & Newborns	\$50.00-\$150.00	
Good Holstein bulls	124.50				

At Aylmer Stockyards Inc.: January 6, 2016 – 11 Veal, 144 Cows, 7 bulls, 25 Fed Cattle, 123 Replacement calves, 10 stockers

	Price Range	Avg.	Top
Fed heifers, med & lg frame	165.99-174.50	171.19	174.50
Fed heifers, dairy & dairy cross	79.00-137.99	99.89	137.99
Cows	55.00-119.99	88.20	135.49
Veal over 600 lbs	144.99-159.00	154.80	159.00
Replacement Calves	\$300.00-\$425.00		\$515.00



The information provided in this graph is based on averages for actual data collected. Input costs are a guideline only and will vary from producer to producer. BFO does not take any responsibility and accepts no legal liability arising from or connected to damages or losses experienced by producers when using this information. This is to be used at your own risk.



ONTARIO STOCKER & FEEDER TRADE

Stocker sale at **Brussels Livestock: January 2, 2016 – 101** stockers

Steers	Price Range	Average	Top	Heifers	Price Range	Average	Top
900-999	196.00-202.00	199.60	202.00	+900 lbs	185.00-201.50	194.98	201.50
700-799	219.00-270.00	238.17	270.00				
600-699	260.50-13 hd						
500-599	249.00-280.00	268.36	290.00				

Stocker sale at: **Community Livestock Exchange: January 5, 2016 - 195** Stockers

Steers	Price Range	Average	Top	Heifers	Price Range	Average	Top
700-799	138.99-250.00	208.70	250.00	700-799	114.99-169.99	151.80	169.99
600-699	139.99-256.99	212.69	256.99	600-699	114.99-229.99	189.90	229.99
500-599	150.00-292.49	236.79	292.49	500-599	137.50-252.49	218.40	252.49
400-499	152.49-302.49	244.60	302.49	400-499	191.99-264.99	216.80	264.99

Stocker sale at: **Renfrew Pontiac Livestock: January 5, 2016 - 213** Stockers

Steers	Price Range	Average	Top	Heifers	Price Range	Average	Top
800-899	167.50-237.99	228.69	237.99	900+	162.00-184.49	181.00	184.49
700-799	177.49-250.00	236.29	250.00	700-799	214.99-235.00	221.49	235.00
600-699	157.49-257.50	238.49	257.50	600-699	182.49-237.00	224.69	237.00
500-599	217.49-272.99	243.50	272.99	500-599	197.50-262.50	235.59	262.50
400-499	179.00-274.00	245.29	274.00	400-499	180.00-258.00	223.60	258.00
399-	202.49-262.50	239.90	262.50	300-399	180.00-279.99	235.99	279.99
				299-	180.00-217.49	203.10	217.49

Stocker sale at **Ontario Livestock Exchange: January 6, 2016– 290** Stockers

Steers	Price Range	Average	Top	Heifers	Price Range	Average	Top
1000+	219.00-236.00	226.80	236.00		N/T		
900-999	231.00-248.00	236.75	248.00				

Stocker sale at: **Ontario Stockyards Inc., January 7, 2016 – 179** stockers

Steers	Price Range	Average	Top	Heifers	Price Range	Average	Top
1000+	195.50-228.50	220.82	228.50	900+	156.00-166.00	161.66	189.50
900-999	213.00-232.25	225.15	232.25	800-899	167.50-186.00	176.64	201.00
800-899	214.00-245.00	233.83	245.00	700-799	202.50-218.00	211.78	218.00
700-799	220.00-246.50	235.50	246.50	600-699	205.00-239.00	224.59	239.00
600-699	231.00-273.50	252.65	273.50	500-599	220.00-243.00	231.22	260.00
500-599	251.00-281.50	269.50	281.50	400-499	235.00-257.00	250.55	257.00
400-499	270.00-313.00	287.54	313.00	300-399	230.00-270.00	249.76	270.00
399-	190.00-300.00	242.69	300.00				

Stocker sale at: **Ottawa Livestock Exchange, January 7, 2016 – 286 stockers**

Steers	Price Range	Average	Top	Heifers	Price Range	Average	Top
700-799	192.00-240.00	220.53	248.00	700-799	140.00-211.00	184.44	211.00
600-699	185.00-254.00	231.54	254.00	600-699	207.00-233.00	220.44	233.00
500-599	210.00-276.00	246.96	276.00	500-599	192.00-240.00	213.77	244.00
400-499	240.00-276.00	261.58	276.00	400-499	155.00-235.00	207.50	255.00
399-	155.00-320.00	227.44	320.00				

ALBERTA DIRECT TRADE

Week Ending Thursday, January 7, 2016

Steers	Live	N/T	Flat rail	292.00-296.50
Heifers	Live	N/T	Flat rail	292.00-296.50

U.S. TRADE (U.S. funds)

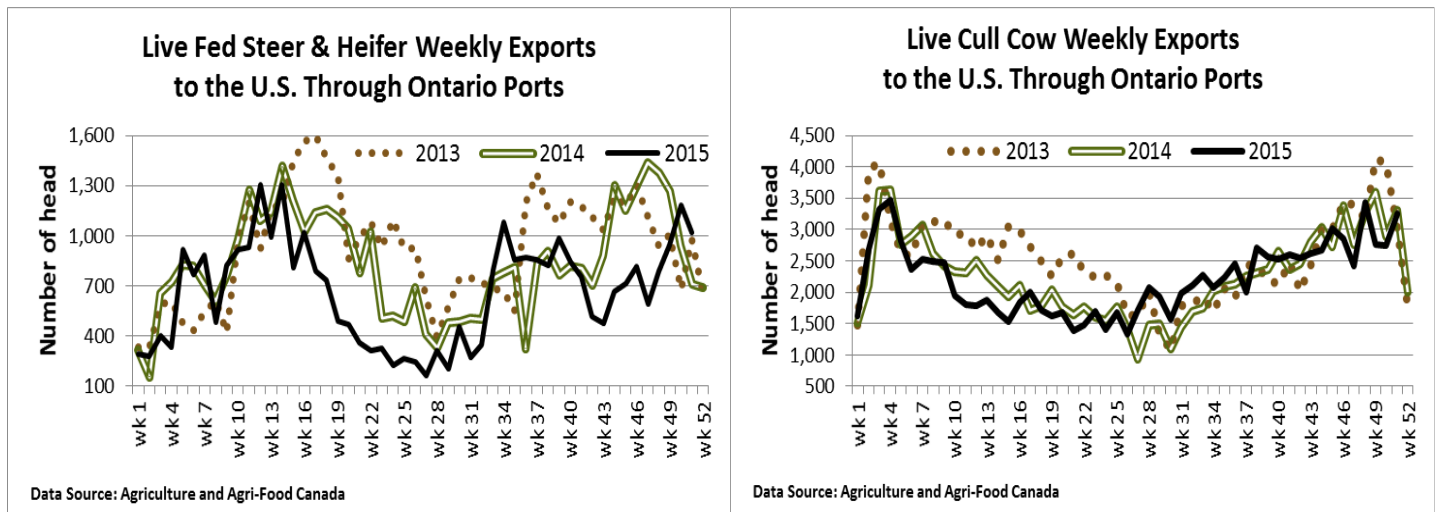
Week Ending Thursday, January 7, 2016

Choice and Select Steers and Heifers:	Live	129.00-133.00
	Rail	209.00-212.00

QUEBEC ELECTRONIC AUCTION MARKET (F.O.B. THE FEEDLOT)

Price Change from Last Week

Week Ending Thursday, January 7, 2016 290.25-291.50 +15.63



LIVE CATTLE EXPORTS-ONTARIO

	Week ending Dec 19, 2015	Week ending Dec 12, 2015	Year to Date
Total live slaughter cattle exported from Ontario to the U.S.	5,032	4,394	169,177
Steers & Heifers	1,020	1,182	34,725
Cows	3,247	2,744	112,628
Bulls	765	468	21,824

CANADIAN BOXED BEEF CUT-OUT VALUES

Week Ending	AAA	AA
December 25, 2015	2.8117	2.6897
December 18, 2015	2.5960	2.5304
December 11, 2015	2.6269	2.4882

U.S. BOXED BEEF CUT-OUT VALUES (U.S. funds)

	Choice 600-900	Select 600-900
Current Five Day Average:	222.31	215.48

FEDERALLY INSPECTED CANADIAN KILL

	Week Ending Jan 2, 2016	# of hd Change (Week Ago)	YTD	% Change (Year Ago)
Grand Total	34,604	-2,848	2,480,282	-8%
Western Slaughter	26,333	-3,975	1,919,378	-7%
Eastern Slaughter	8,271	+1,127	560,904	-9%

AVERAGE CARCASS WEIGHTS – CANADA

	Steers	Heifers
Jan 2, 2016	940	849
Dec 26, 2015	936	874
Dec 27, 2014	879	815

USDA ESTIMATED CATTLE KILL

	Week Ending Jan 9, 2016	Previous Week	Year Ago
Grand Total	550,000	439,000	542,000

BEEF EXPORTS - CANADA

	United States Jan 1 – Nov 30' 15	Change from last year YTD	Mexico Jan 1– Nov 30' 15	Change from last year YTD
Total	213,290 tonnes	+4% or up 9,074 tonnes	18,151 tonnes	-16% or down 3,578 tonnes

LIVE CATTLE - CANADA

IMPORTS		Import % change from 2014 YTD	EXPORTS		Export % change from 2014 YTD
<i>Jan 1- Nov 30' 15</i>			<i>Jan 1- Dec 19' 15</i>		
Pure bred	3,465	+32%	Slaughter steers & heifers	210,281	-46%
Non-pure bred	28,787	-27%	Feeder steers & heifers	287,658	-35%
			Cows & Bulls	289,722	-16%

BEEF PRODUCTION - CANADA

	Jan 1 – Dec 26' 15	Last Year Same Time	% Change	Change in tonnes YTD
Fed	840,449 tonnes	858,625 tonnes	-2%	-18,176 tonnes
Non-fed	118,727 tonnes	130,028 tonnes	-9%	-11,301 tonnes

BEEF IMPORTS - CANADA

	Jan 1 – Dec 26' 15	Last Year Same Time	% Change	Change in tonnes YTD
United States	127,009 tonnes	137,670 tonnes	-8%	-9,661 tonnes
Non-NAFTA	70,330 tonnes	63,604 tonnes	+11%	+6,726 tonnes
Total	200,079 tonnes	205,434 tonnes	-3%	-5,355 tonnes

CHICAGO MERCANTILE EXCHANGE

Closing quotes on futures today were as follows:

Live Cattle			Feeder Cattle			Corn		Soybeans		Canadian \$				
\$/cwt US			\$/cwt US			\$/bu US		¢/bu						
Feb	132.87	-0.65	Jan	159.42	-4.40	Mar	3.570	+4.0	Jan	8.794	+2.4	Spot	70.74	-0.27
Apr	133.82	-0.47	Mar	157.32	-3.62	May	3.626	+4.2	Mar	8.652	+0.6	Mar	70.74	-0.26
Jun	124.27	-0.50	Apr	157.37	-3.45	Jul	3.690	+4.4	May	8.680	+0.6	Jun	70.77	-0.26
Aug	120.47	-0.80	May	157.17	-3.02	Sep	3.746	+4.4	Jul	8.746	+1.0	Sep	70.84	-0.26
Oct	121.55	-0.77	Aug	159.00	-2.55	Dec	3.830	+4.2	Aug	8.770	+1.0	Dec	70.92	-0.25
Dec	121.65	-0.62	Sep	157.30	-2.12	Mar	3.926	+4.0	Sep	8.762	+1.0	Mar	71.00	-0.27

Beef Farmers of Ontario, 130 Malcolm Road, Guelph, ON N1K 1B1 Phone: (519) 824-0334 Fax: (519) 824-1930 or email: markets@ontariobeef.com

ONTARIO STOCKER & FEEDER TRADE SPECIAL STOCKER SALES

20-Jan	11:00 AM	Kawartha Lakes Community Sale Barn	Peterborough/Victoria Cattlemen's Stoker Sale
22-Jan	11:00 AM	Community Livestock Exchange	Quinte Cattlemen's Association Stoker Sale

Comments for the week ending January 7, 2016

With the holiday season behind us we are seeing a few more cattle come to market with 623 fed steers and heifers sold through auction markets, up 347 from last week and 125 more than this time last year. Fed steers traded from \$165.05-\$181.92 averaging \$173.04 up \$10.19 from last week and just \$8.47 lower than this time last year. Fed heifers sold from \$162.34-\$178.22 averaging \$171.19 up \$5.52 from last week and \$10.49 below year ago prices. Auction markets reported a strong active trade with prices anywhere from \$4.00-\$6.00 higher, with extra fancy lots trading in premium ranges. By mid-week prices were reported as having further gains of \$1.00-\$2.00.

The Ontario railgrade market took another leap higher last Monday with sales reported from \$288.00-\$291.00 dressed and settled on Wednesday from \$290.00-\$291.00. Heifers followed the same pricing trend starting the week at \$287.00-\$290.00 dressed up to \$289.00-\$290.00 on Wednesday. This is up another \$15.25 from the week before on average and down \$16.00 from last year at this time which averaged \$306.00 dressed for steers. The week ending Dec 24th steers averaged \$255.25, Dec 31st the average was \$274.75 and this week steers averaged \$290.00 dressed, which is an increase of \$34.75 over a three week period. Sales reported by producers this week are for delivery anywhere from this week to two weeks out.

Canadian boxed beef prices (supplied by Canfax & AAFC) for the week ending Dec 25, 2015 saw AAA cuts average 2.8117/lb up \$0.2157 from the previous week and about steady to last year at this time when the price per pound averaged \$2.8013. USDA Choice for the same week was \$2.6837 CDN. AA cuts the week ending Dec 25, 2015 averaged \$2.6897/lb, up \$0.1593 from the week before and also about steady to the same time last year at \$2.6593/lb. USDA Select cuts for the same week averaged \$2.5571/lb.

There were 2,709 cull cows sold through auction markets this week up 1,311 head from last week but 217 less than the same time last year. Cull cows sold from \$76.62-\$102.81 averaging \$88.75 down \$0.16 from last week and \$19.61 below last year's price. Auction market reports started this reporting period as \$6.00-\$8.00 cwt higher, by Tuesday prices were \$2.00-\$3.00 higher with one report of lower than the previous week's very high prices. As the week progressed the market was steady and firm, to barely steady.

There were 1,385 replacement cattle sold through auction markets this week up 969 from last week and 174 more than last year at this time. Auction markets reports started out as \$6.00-\$8.00 higher, but as the week progressed prices went to \$3.00-\$5.00 higher, then \$2.00-\$3.00 higher, and ended the week as steady to strong. Actual average prices this week for steers 500-600 lbs were up \$19.12 from last week on average, steers 600-700 lbs were up \$9.72, 700-800 lbs up \$22.17, 900-1000 lbs were up \$4.75 from last week and

steers 1000 lbs plus averaged \$2.29 stronger than last week. Heifers 500-600 lbs averaged \$7.55 stronger than last week on average, 600-700 lbs up \$29.12 and heifers 700-800 lbs averaged \$25.13 higher than last week's average prices. Although there were more categories of sales this week, last week there were not enough sold to generate a price to compare the averages with.

The Quebec Electronic Market for this week ranged from \$290.25-\$291.50 dressed, up \$15.63 from the previous week on average.

Alberta direct trade the week ending Dec 30th was light at much stronger prices. Canfax reported live steers at \$174.50 up \$12.65 from the previous week on average, with dressed steers at \$292.00 dressed up \$24.25 from the previous week. Heifers sold at \$292.00 dressed with no sales the previous week to compare to. At time of reporting Friday, Canfax reports this week's market market was higher with dressed deals reported from \$292.00-\$296.50 up \$2.92 on average for steers and \$4.27 stronger than last week for heifers. Canfax also comments that: "Local packer interest in the cash market remains mixed with the bulk of sales going to one buyer. Local packers are sounding short bought as cattle are being lifted in a timely matter. Tentatively cash to futures basis levels did weaken this week and remain weaker than the five year average."

The US cash cattle trade the week ending Dec 31st was higher yet again. The USDA Mandatory Report for the week of Dec 31, 2015 listed live sales from \$127.00-\$136.00 with steers averaging \$133.99 up \$10.59 from the previous week, while heifers averaged \$134.14 up \$10.52. On the rail trade ranged from \$200.00-\$214.00 dressed with steers averaging \$211.52 dressed, up \$11.92 from the previous week, while heifers averaged \$211.47 up \$11.83. This week, some light trade was reported in the north with sales from \$129.00-\$133.00 live averaging \$131.84 for steers and \$132.38 for heifers down around \$2.00 from last week, while dressed deals ranged from \$208.00-\$212.00 with steers averaging \$210.02 heifers \$210.42 down \$1.00-\$1.50 on average. At time of reporting early Friday afternoon a few sales in the north have surfaced at \$132.00-\$133.00 live and \$210.00 dressed. Bids in the south are sitting at \$133.00 live. Asking prices are holding at \$138.00 live in the south. Business should develop in the south at any time.