



**Weekly Market Information Report for the week ending Thursday, February 4, 2016**

The following information is collected from various sources and disseminated by Beef Farmers of Ontario.

**ONTARIO DIRECT TO PACKER RAILGRADE CATTLE TRADE**

Prices are on a carcass weight basis before grade and weight discounts. Weekly Range:

<b>A Grade Steers</b>	292.00-294.00
<b>A Grade Heifers</b>	291.00-293.00

**ONTARIO LIVE CATTLE TRADE**

Ontario auction sales this week saw weighted average price ranges for:

<b>FED CATTLE</b>	<b>Volume</b>	<b>Price Range</b>	<b>Average</b>	<b>Top</b>	<b>Last Week Avg</b>
Large Frame Steers +1250	148	144.28-176.40	165.14	196.50	173.31
Medium Frame Steers +1250	67	164.36-175.35	170.98	184.00	171.09
Large & Medium Frame Steers +1250	215	153.51-182.42	170.57	196.50	172.20
Large Frame Heifers +1000	172	159.29-178.72	171.46	185.50	170.83
Medium Frame Heifers +1000	169	156.18-176.61	170.05	185.00	170.79
Large & Medium Frame Heifers +1000	341	157.47-178.49	170.15	185.50	170.88
Cows - All Weights	2,672	77.53-105.60	91.72	147.00	93.80
Bulls - All Weights	82	122.44-141.29	132.49	169.00	133.35

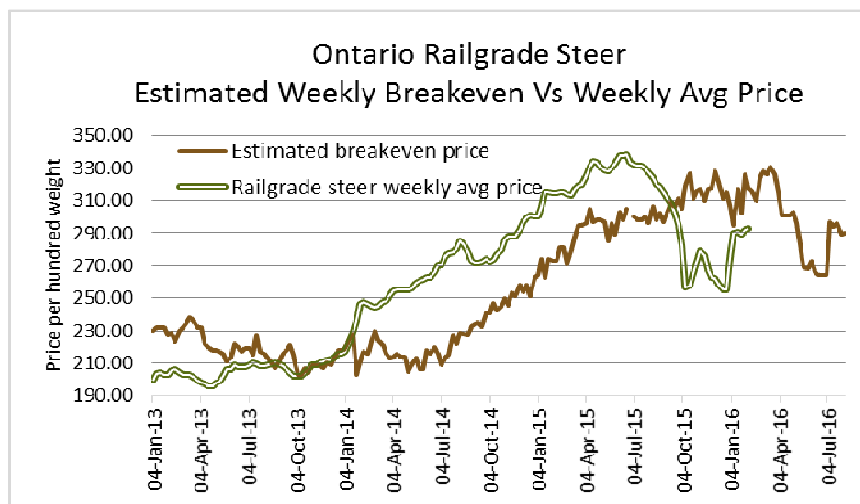
**STOCKERS - Large and Medium Frame**

<b>STEERS</b>	<b>Volume</b>	<b>Price Range</b>	<b>Average</b>	<b>Top</b>	<b>Last Week Avg</b>
<b>1000+</b>	521	190.73-216.01	202.08	235.00	210.64
<b>900-999</b>	220	199.24-224.76	213.21	235.00	212.55
<b>800-899</b>	156	180.15-219.43	209.13	231.00	211.61
<b>700-799</b>	332	200.30-240.64	225.82	258.00	228.05
<b>600-699</b>	385	211.85-265.92	239.62	283.00	237.99
<b>500-599</b>	325	225.45-284.00	253.08	323.50	259.33
<b>400-499</b>	143	217.20-290.50	255.88	315.00	265.30
<b>-399</b>	51	215.20-276.67	246.85	325.00	261.04

<b>HEIFERS</b>	<b>Volume</b>	<b>Price Range</b>	<b>Average</b>	<b>Top</b>	<b>Last Week Avg</b>
<b>+900</b>	268	160.60-190.37	176.10	201.00	186.79
<b>800-899</b>	139	183.42-202.81	194.23	211.00	196.48
<b>700-799</b>	135	184.70-214.78	202.39	218.50	210.57
<b>600-699</b>	224	192.77-231.02	216.31	266.50	218.60
<b>500-599</b>	288	201.44-255.03	229.87	289.00	230.73
<b>400-499</b>	144	210.80-251.05	230.98	287.00	241.33
<b>300-399</b>	34	225.22-267.16	244.77	301.00	226.30
<b>-299</b>	5	218.00	218.00	280.00	213.53

At **Kawartha Lakes Community Sale Barn: January 30, 2016** –88 cows, 5 bulls, 38 veal, 49 stockers

	<b>Price Range</b>	<b>Average</b>	<b>Top</b>
<b>Cows</b>	62.50-121.99	95.99	121.99
<b>Bulls under 1600 lbs</b>	100.00-152.00	128.29	152.00
<b>Bulls over 1600 lbs</b>	119.99-135.00	126.09	135.00
<b>Veal 600 lbs +</b>	127.00-157.00	143.10	157.00
<b>Veal under 125 lbs</b>	100.00-172.50	133.60	200.00



The information provided on this report is based on weighted averages for actual data collected. Input costs are a guideline only and will vary from producer to producer. BFO does not take any responsibility and accepts no legal liability arising from or connected to damages or losses experienced by producers when using this information. This is to be used at your own risk.

#### Denfield Livestock Exchange Inc., February 2, 2016: 134 Fed Cattle, 31 Veal, 8 Bulls, 125 Cows, 116 Drop Calves

	Price Range	Top		Price Range	Top
Choice steers	175.00-180.00	192.50	Good beef cows	105.00-115.00	126.00
Good steers	170.00-175.00		Good Holstein cows	95.00-105.00	
Choice heifers	175.00-180.00		D1 & D2 Cows	85.00-95.00	
Good heifers	170.00-175.00		D3 & D4 Cows	65.00-80.00	
Good Holstein veal	150.00-160.00		Choice drop calves	\$200.00-\$300.00	\$420.00
Plain & heavy veal	140.00-150.00		Good drop calves	\$100.00-\$200.00	
Good beef bulls	120.00-130.00		Plain & Newborns	\$50.00-\$100.00	
Good Hol bulls	115.00-120.00				

#### At Renfrew Pontiac Livestock Ltd.: February 2, 2016 – 10 Replacement Calves, 68 Cows, and 5 Bulls

	Price Range	Top
Replacement Calves	\$200.00-\$250.00	\$265.00
Cows D1 & D2	109.00-124.00	126.00
Cows D3	95.00-108.00	
Cows D4	82.00-94.00	
Bulls	120.00-132.00	

#### At Aylmer Stockyards Inc.: February 3, 2016 – 37 Veal, 176 Cows, 2 bulls, 13 Fed Cattle, 106 Replacement calves, 8 stockers

	Price Range	Avg.	Top
Fed heifers, dairy & dairy cross	94.99-135.00	121.50	135.00
Cows	54.50-110.00	87.19	130.49
Veal over 600 lbs	114.99-197.99	150.80	197.99
Replacement Calves	\$110.00-\$350.00		\$590.00 per head

### ONTARIO STOCKER & FEEDER TRADE

#### Stocker sale at Brussels Livestock: January 29, 2016 – 1,065 stockers

Steers	Price Range	Average	Top	Heifers	Price Range	Average	Top
1000+	179.50-217.00	196.04	235.00	+900 lbs	165.00-195.00	180.51	201.00
900-999	191.00-235.00	222.80	235.00	800-899	190.00-210.00	199.72	211.00
800-899	191.00-220.00	209.79	225.00	700-799	198.50-217.50	207.59	217.50
700-799	185.00-229.00	213.50	239.00	600-699	188.00-225.00	211.08	235.00
600-699	219.00-262.00	236.07	270.00	500-599	200.00-243.00	221.12	266.00
500-599	220.00-288.50	244.82	289.00	400-499	206.00-235.00	221.72	257.00
400-499	185.00-305.00	240.57	308.00	300-399	200.00-255.00	228.33	255.00
399-	250.00-317.00	277.67	317.00				

Stocker sale at **Kawartha Lakes Community Sale Barn, January 30, 2016 – 85 stockers**

<b>Steers</b>	<b>Price Range</b>	<b>Average</b>	<b>Top</b>	<b>Heifers</b>	<b>Price Range</b>	<b>Average</b>	<b>Top</b>
<b>800-899</b>	150.00-202.99	194.39	202.99		N/T		
<b>700-799</b>	167.50-210.00	204.59	210.00				
<b>600-699</b>	132.49-242.49	214.19	242.49				
<b>500-599</b>	144.99-250.00	224.80	250.00				

Stocker sale at: **Community Livestock Exchange: February 2, 2016 - 134 Stockers**

<b>Steers</b>	<b>Price Range</b>	<b>Average</b>	<b>Top</b>	<b>Heifers</b>	<b>Price Range</b>	<b>Average</b>	<b>Top</b>
<b>700-799</b>	151.00-238.00	207.10	238.00	<b>600-699</b>	208.00-245.00	229.30	245.00
<b>600-699</b>	158.00-270.00	233.60	270.00	<b>500-599</b>	180.00-262.50	234.30	262.50
<b>500-599</b>	225.00-271.00	256.10	271.00	<b>400-499</b>	217.50-265.00	244.30	265.00
<b>400-499</b>	160.00-275.00	218.60	275.00				

Stocker sale at: **Keady Livestock Market: February 2, 2016 – 377 Stockers**

<b>Steers</b>	<b>Price Range</b>	<b>Average</b>	<b>Top</b>	<b>Heifers</b>	<b>Price Range</b>	<b>Average</b>	<b>Top</b>
<b>1000+</b>	196.50-206.00	202.15	206.00	<b>900+</b>	162.00-175.75	173.54	175.75
<b>800-899</b>	205.00-218.00	215.11	218.00	<b>800-899</b>	177.50-193.50	189.81	193.50
<b>700-799</b>	238.00-258.00	249.87	258.00	<b>700-799</b>	206.00-218.50	212.25	218.50
<b>600-699</b>	253.50-283.00	267.26	283.00	<b>600-699</b>	229.50-235.50	232.20	235.50
<b>500-599</b>	264.00-302.50	282.02	302.50	<b>500-599</b>	200.00-289.00	256.10	289.00
<b>400-499</b>	215.00-315.00	288.90	315.00	<b>400-499</b>	242.50-287.00	262.85	287.00
<b>399+</b>	255.00-325.00	300.50	325.00	<b>300-399</b>	267.50-301.00	279.07	301.00

Stocker sale at: **Renfrew Pontiac Livestock: February 2, 2016 – 198 Stockers**

<b>Steers</b>	<b>Price Range</b>	<b>Average</b>	<b>Top</b>	<b>Heifers</b>	<b>Price Range</b>	<b>Average</b>	<b>Top</b>
<b>800-899</b>	128.00-227.49	213.20	227.49	<b>700-799</b>	169.99-216.00	204.99	216.00
<b>700-799</b>	162.50-250.00	225.99	250.00	<b>600-699</b>	175.00-222.50	211.29	222.50
<b>600-699</b>	139.99-267.49	209.50	267.49	<b>500-599</b>	180.00-237.50	219.60	237.50
<b>500-599</b>	204.00-285.00	244.89	285.00	<b>400-499</b>	222.50-250.00	241.99	250.00
<b>400-499</b>	204.99-302.49	257.29	302.49	<b>300-399</b>	217.49-287.50	258.40	287.50

Stocker sale at **Ontario Livestock Exchange: January 27, 2016– 578 Stockers**

<b>Steers</b>	<b>Price Range</b>	<b>Average</b>	<b>Top</b>	<b>Heifers</b>	<b>Price Range</b>	<b>Average</b>	<b>Top</b>
<b>1000+</b>	192.00-219.00	203.85	219.00	<b>800-899</b>	210.00-211.00	210.60	211.00
<b>900-999</b>	206.00-227.00	213.64	227.00				

Stocker sale at: **Ontario Livestock Exchange, February 4, 2016 – 123 stockers**

<b>Steers</b>	<b>Price Range</b>	<b>Average</b>	<b>Top</b>	<b>Heifers</b>	<b>Price Range</b>	<b>Average</b>	<b>Top</b>
<b>800-899</b>	100.00-200.00	185.80	200.00	<b>600-699</b>	145.00-202.00	173.65	217.00
<b>700-799</b>	178.00-221.00	210.25	221.00				
<b>400-499</b>	259.00-262.50	260.39	262.50				

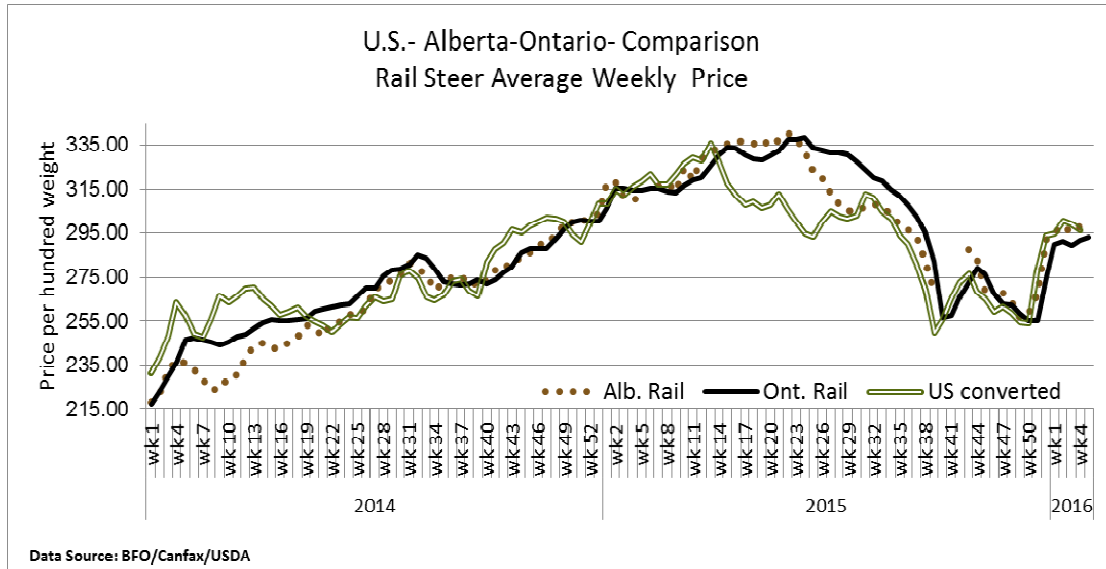
Stockers sold barely steady.

Stocker sale at: **Ontario Stockyards Inc., February 4, 2016 – 577 stockers**

<b>Steers</b>	<b>Price Range</b>	<b>Average</b>	<b>Top</b>	<b>Heifers</b>	<b>Price Range</b>	<b>Average</b>	<b>Top</b>
<b>1000+</b>	194.00-196.50	195.57	196.50	<b>900+</b>	149.00-185.25	171.42	185.25
<b>900-999</b>	199.25-201.75	201.12	211.00	<b>800-899</b>	153.00-200.00	182.89	200.00
<b>800-899</b>	192.50-223.50	208.80	223.50	<b>700-799</b>	180.00-215.00	197.50	215.00
<b>700-799</b>	211.00-242.00	223.93	242.00	<b>600-699</b>	193.00-245.00	224.07	266.50
<b>600-699</b>	230.00-277.00	252.61	277.00	<b>500-599</b>	219.00-279.00	247.27	279.00
<b>500-599</b>	226.00-288.00	260.08	323.50	<b>400-499</b>	182.50-240.00	210.65	282.50
<b>400-499</b>	200.00-271.00	241.35	315.00	<b>300-399</b>	195.00-235.00	212.89	285.00
<b>399-</b>	275.00-295.00	284.06	303.00				

Stocker sale at: **Ottawa Livestock Exchange, February 4, 2016 – 167** stockers

<b>Steers</b>	<b>Price Range</b>	<b>Average</b>	<b>Top</b>	<b>Heifers</b>	<b>Price Range</b>	<b>Average</b>	<b>Top</b>
<b>700-799</b>	181.00-227.00	209.00	227.00	<b>600-699</b>	209.00-228.00	219.87	228.00
<b>600-699</b>	239.00-264.00	249.08	267.00	<b>500-599</b>	185.00-237.00	216.50	248.00
<b>500-599</b>	242.00-282.00	261.38	282.00	<b>400-499</b>	222.00-265.00	237.94	270.00
<b>400-499</b>	254.00-310.00	275.69	310.00	<b>300-399</b>	240.00-275.00	259.83	275.00
<b>399-</b>	120.00-260.00	186.17	312.00				



**ALBERTA DIRECT TRADE**

Week Ending Thursday, February 4, 2016

<b>Steers</b>	Live	N/T	Flat rail	295.00-296.00
<b>Heifers</b>	Live	N/T	Flat rail	295.00-296.50

**U.S. TRADE (U.S. funds)**

Week Ending Thursday, February 4, 2016

<b>Choice and Select Steers and Heifers:</b>	Live	N/T
	Rail	N/T

**QUEBEC ELECTRONIC AUCTION MARKET (F.O.B. THE FEEDLOT)**

	<b>Price</b>	<b>Change from Last Week</b>
Week Ending Thursday, February 4, 2016	291.25	+3.44

**LIVE CATTLE EXPORTS-ONTARIO**

	<b>Week ending Jan 16, 2016</b>	<b>Week ending Jan 9, 2016</b>	<b>Year to Date</b>
<b>Total live slaughter cattle exported from Ontario to the U.S.</b>	<b>3,966</b>	<b>3,458</b>	<b>7,424</b>
<b>Steers &amp; Heifers</b>	908	659	1,567
<b>Cows</b>	2,713	2,523	5,236
<b>Bulls</b>	345	276	621

**CANADIAN BOXED BEEF CUT-OUT VALUES**

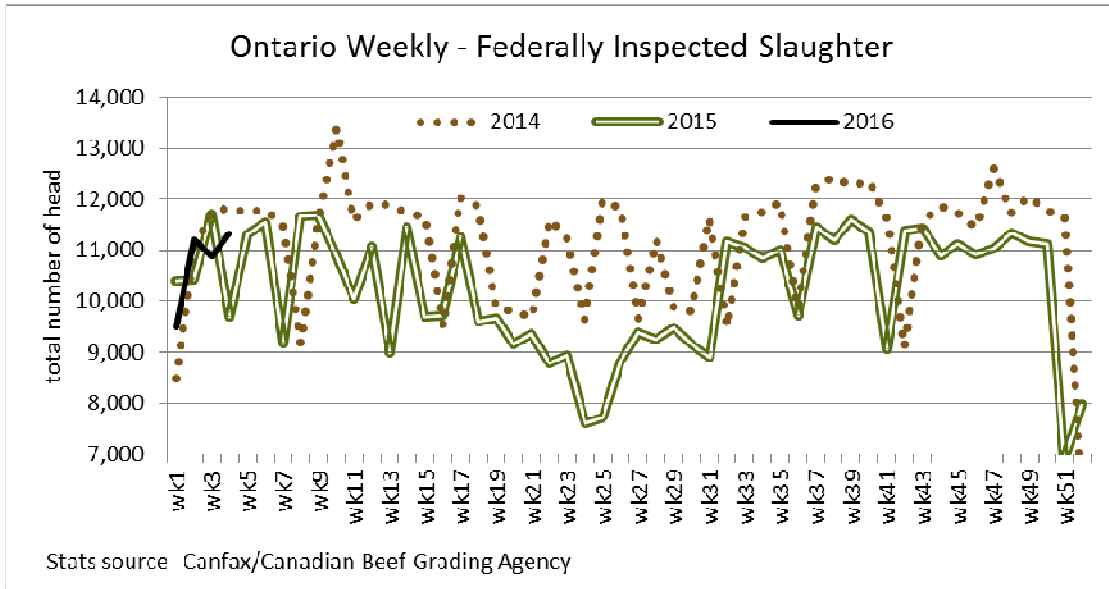
<b>Week Ending</b>	<b>AAA</b>	<b>AA</b>
January 15, 2016	3.0558	3.0791
January 8, 2016	3.0549	3.0092
January 1, 2016	2.9369	2.8437

**U.S. BOXED BEEF CUT-OUT VALUES (U.S. funds)**

	<b>Choice 600-900</b>	<b>Select 600-900</b>
<b>Current Five Day Average:</b>	221.47	217.38

**FEDERALLY INSPECTED CANADIAN KILL**

	<b>Week Ending Jan 30, 2016</b>	<b># of hd Change (Week Ago)</b>	<b>YTD</b>	<b>% Change (Year Ago)</b>
<b>Grand Total</b>	<b>51,940</b>	<b>+5,211</b>	<b>191,835</b>	<b>+0%</b>
<b>Western Slaughter</b>	40,091	+4,925	146,609	+0%
<b>Eastern Slaughter</b>	11,849	+286	45,226	+0%



**AVERAGE CARCASS WEIGHTS – CANADA**

	<b>Steers</b>	<b>Heifers</b>
<b>Jan 30, 2016</b>	926	837
<b>Jan 23, 2016</b>	935	847
<b>Jan 31, 2015</b>	875	796

**USDA ESTIMATED CATTLE KILL**

	<b>Week Ending Feb 6, 2016</b>	<b>Previous Week</b>	<b>Year Ago</b>
<b>Grand Total</b>	534,000	567,000	546,000

**BEEF EXPORTS - CANADA**

<b>United States</b>	<b>Change from last year YTD</b>	<b>Mexico</b>	<b>Change from 2014 YTD</b>
<i>Jan 1 – Nov 30' 15</i>		<i>Jan 1 – Nov 30' 15</i>	
<b>Total 213,290 tonnes</b>	<b>+4% or up 9,074 tonnes</b>	<b>18,151 tonnes</b>	<b>-16% or down 3,578 tonnes</b>

**LIVE CATTLE - CANADA**

<b>IMPORTS</b>		<b>Import % change from 2014 YTD</b>	<b>EXPORTS</b>		<b>Export % change from 2015 YTD</b>
<i>Jan 1- Nov 30' 15</i>			<i>Jan 1- Jan 23</i>		
Pure bred	3,465	+32%	Slaughter steers & heifers	15,824	+74%
Non-pure bred	28,787	-27%	Feeder steers & heifers	3,060	-69%
			Cows & Bulls	16,320	+7%

### BEEF PRODUCTION - CANADA

	Jan 1 – Jan 30, 16	Last Year Same Time	% Change	Change in tonnes YTD
Fed	63,343 tonnes	56,877 tonnes	+11%	+6,466 tonnes
Non-fed	13,278 tonnes	11,132 tonnes	+19%	+2,146 tonnes

### BEEF IMPORTS - CANADA

	Jan 1 – Jan 30	Last Year Same Time	% Change	Change in tonnes YTD
United States	9,076 tonnes	6,116 tonnes	+4%	+2,960 tonnes
Non-NAFTA	6,751 tonnes	6,512 tonnes	+4%	+239 tonnes
Total	16,421 tonnes	15,259 tonnes	+8%	+1,162 tonnes

### CHICAGO MERCANTILE EXCHANGE

Closing quotes on futures today were as follows:

Live Cattle		Feeder Cattle		Corn		Soybeans		Canadian \$	
\$/cwt US		\$/cwt US		\$/bu US		\$/bu US			
<b>Feb</b>	136.05 -1.02	<b>Mar</b>	153.82 -2.70	<b>Mar</b>	3.656 -2.6	<b>Mar</b>	8.674 -7.0	<b>Spot</b>	72.00 -0.84
<b>Apr</b>	134.40 -1.25	<b>Apr</b>	153.47 -2.55	<b>May</b>	3.706 -2.6	<b>May</b>	8.712 -6.2	<b>Mar</b>	71.99 -0.86
<b>Jun</b>	124.05 -0.75	<b>May</b>	153.05 -2.35	<b>Jul</b>	3.760 -2.6	<b>Jul</b>	8.776 -6.0	<b>Jun</b>	72.01 -0.85
<b>Aug</b>	120.62 -0.30	<b>Aug</b>	153.55 -2.77	<b>Sep</b>	3.810 -2.6	<b>Aug</b>	8.800 -6.0	<b>Sep</b>	72.05 -0.86
<b>Oct</b>	121.10 -0.35	<b>Sep</b>	151.77 -2.80	<b>Dec</b>	3.892 -2.0	<b>Sep</b>	8.802 -5.4	<b>Dec</b>	72.11 -0.84
<b>Dec</b>	120.92 -0.70	<b>Oct</b>	149.97 -2.75	<b>Mar</b>	3.980 -2.0	<b>Nov</b>	8.832 -5.0	<b>Mar</b>	72.16 -0.84

Beef Farmers of Ontario, 130 Malcolm Road, Guelph, ON N1K 1B1 Phone: (519) 824-0334 Fax: (519) 824-1930 or email: [markets@ontariobeef.com](mailto:markets@ontariobeef.com)

### OBCFPP LICENCE CHANGES

Licence voluntarily cancelled:

Manitoulin Livestock Exchange, 16762 Hwy 6, Manitowaning, On POP 1N0

### ONTARIO STOCKER & FEEDER TRADE SPECIAL STOCKER SALES

17-Feb	11:00 AM	Kawartha Lakes Community Sale Barn	Stocker Sale
19-Feb	7:00 PM	Ontario Stockyards Inc	Evening Bred Cow Sale
24-Feb	2:00 PM	Vankleek Hill Livestock Exchange	Stocker Sale
8-Mar	11:00 AM	Ontario Stockyards Inc	All Vaccinated Stocker Sale
18-Mar	11:00 AM	Community Livestock Exchange	Quinte Cattlemen's Stocker Sale
23-Mar	11:00 AM	Kawartha Lakes Community Sale Barn	Peterborough/Victoria Cattlemen's Sale

### Comments for the week ending February 4, 2016

Lighter receipts of 556 fed steers and heifers sold through auction markets this week down 257 head from last week but 169 more than this time last year. Fed steers ranged from \$153.51-\$182.42 averaging \$170.57 down \$1.63 from last week and \$17.37 below last year at this time. Fed heifers sold from \$157.47-\$178.49 averaging \$170.15 down \$0.73 from last week and \$13.41 below year ago prices. Auction markets reported trade early in the week as steady, but as the week progressed prices were about steady, with fancy lots bringing premiums. By week's end the market was \$1.00-\$2.00 cwt stronger.

The Ontario railgrade market the previous Friday saw the range improve by \$2.00 on the top end with steers trading from \$292.00-\$294.00 dressed and heifers \$291.00-\$293.00. Prices held fully steady the entire week with this week's average price up \$1.25 from last week and \$21.50 below this time last year.

Lighter receipts of 2,672 cull cows sold through auction markets this week down 358 head from last week, but 510 more than the same time last year. Cull cows sold from \$77.53-\$105.60 averaging \$91.72 down \$2.08 from last week and \$28.20 below the same time last year. Auction market reports for most of the week saw steady to barely steady prices. By mid-week trade was reported to be active with dairy types selling \$2.00-\$3.00 lower and beef breeds barely steady. Cows ended the week with prices holding steady.

Much lighter receipts of replacement cattle were also noted this week with only 3,370 head sold, down 2,133 head from last week, but 195 more than this same week last year. Auction markets reported trade for lighter weights as active with steers calves steady to \$2.00-\$3.00 higher, while heifer calves were steady to under pressure, but by week's end all lighter weights were steady to strong. Heavier weights were steady until mid-week when the market came under pressure and continued as barely steady to lower for the remainder of the week. Actual average prices for steers 400-500 lbs averaged \$9.42 below last week, 500-600 lbs were down \$6.25, 600-700 lbs up \$1.63, 700-800 lbs down \$2.23, 800-900 lbs down \$2.48, 900-1000 lbs up \$0.66 and steers over 1000 lbs averaged \$8.56 below last week on average. Heifers 300-400 lbs averaged \$18.47 higher on very light receipts, 400-500 lbs were down \$10.35 from last week on average, 500-600 lbs down \$0.86, 600-700 lbs down \$2.29, 700-800 lbs down \$8.18, 800-900 lbs down \$2.25 and heifers 900 lbs plus were down \$10.69 from last week on average.

The Quebec Electronic Market this week was reported at \$291.25 dressed, up \$3.44 from last week on average.

Alberta direct trade was light this week at lower prices. Canfax reported dressed deals from \$295.00-\$296.00 for steers down \$2.85 from last week on average, while heifers sold from \$295.00-\$296.50 dressed, averaging \$3.90 lower than last week. Canfax reports: "All reported cash sales have traded to local buyers, local bids remain at a premium to the US and few if any cattle have traded state side. Cash to futures basis levels strengthened this week and remain right in line with the five year historical average."

The US cash cattle trade the week ending January 28th as reported by the USDA Mandatory Price Report, did not develop in the south until Friday evening with prices up \$2.00-\$3.00. Business in the north was finished on Friday afternoon. The USDA Mandatory Price Report for the week lists live sales from \$128.50-\$138.00 with steers averaging \$136.36 up from \$133.72 the previous week, while heifers averaged \$136.67 up from \$133.60. On the rail steers and heifers sold from \$207.00-\$213.00 dressed with steers averaging \$210.26 up from \$207.64 the previous week, while heifers averaged \$210.04 up from \$207.93. At time of reporting Friday afternoon, the market remains untested. Bids are currently at \$136.00-\$138.00 live in the south and \$210.00-\$212.00 dressed in the north, which is about steady to last week's weighted average, however no sales have been reported. Asking prices are sitting at \$140.00-\$142.00 live in the south and \$215.00 plus dressed in the north. Time will tell if feedlots will be able to hold out for higher prices or if they will accept about steady to steady bids, but either way, business will go late today.