



Weekly Market Information Report for the week ending Thursday, February 11, 2016

The following information is collected from various sources and disseminated by Beef Farmers of Ontario.

ONTARIO DIRECT TO PACKER RAILGRADE CATTLE TRADE

Prices are on a carcass weight basis before grade and weight discounts. Weekly Range:

A Grade Steers	284.00-294.00
A Grade Heifers	283.00-293.00

ONTARIO LIVE CATTLE TRADE

Ontario auction sales this week saw weighted average price ranges for:

FED CATTLE	Volume	Price Range	Average	Top	Last Week Avg
Large Frame Steers +1250	180	161.42-177.18	169.81	182.50	165.14
Medium Frame Steers +1250	105	166.84-174.25	171.56	187.50	170.98
Large & Medium Frame Steers +1250	285	163.34-177.26	170.59	187.50	170.57
Large Frame Heifers +1000	177	165.09-175.05	170.68	190.00	171.46
Medium Frame Heifers +1000	184	163.70-172.88	169.30	178.75	170.05
Large & Medium Frame Heifers +1000	361	164.25-174.73	169.94	190.00	170.15
Cows - All Weights	2,432	76.68-104.33	90.20	152.49	91.72
Bulls - All Weights	110	115.79-141.83	128.58	168.00	132.49

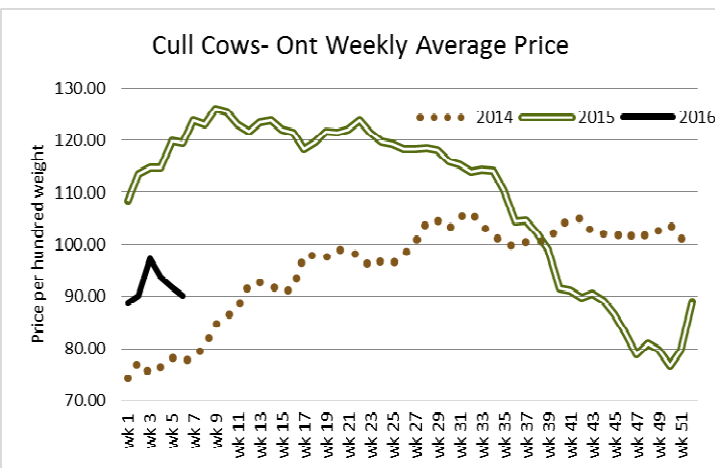
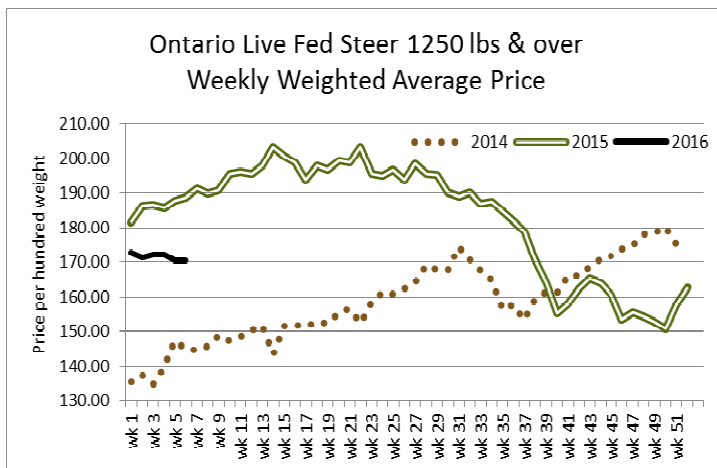
STOCKERS - Large and Medium Frame

STEERS	Volume	Price Range	Average	Top	Last Week Avg
1000+	479	193.33-213.55	203.77	222.00	202.08
900-999	237	199.78-216.90	210.13	222.00	213.21
800-899	123	192.72-215.74	206.22	230.00	209.13
700-799	239	196.96-243.07	221.04	260.00	225.82
600-699	284	205.69-259.47	241.15	268.00	239.62
500-599	328	217.42-278.09	255.78	310.00	253.08
400-499	171	247.06-307.42	280.07	326.00	255.88
-399	53	195.10-290.90	250.00	345.00	246.85

HEIFERS	Volume	Price Range	Average	Top	Last Week Avg
+900	177	168.61-196.30	186.52	201.00	176.10
800-899	87	178.80-199.62	191.46	213.50	194.23
700-799	170	177.23-218.51	201.12	238.00	202.39
600-699	227	193.88-223.56	208.70	240.00	216.31
500-599	214	198.53-243.87	225.19	258.00	229.87
400-499	97	212.82-244.85	230.76	272.50	230.98
300-399	44	210.65-241.08	226.47	305.00	244.77
-299	4	183.75-191.25	187.26	210.00	218.00

At **Kawartha Lakes Community Sale Barn: February 6, 2016** –90 cows, 5 bulls, 40 veal, 25 stockers

	Price Range	Average	Top
Cows	57.49-123.99	91.20	152.49
Bulls over 1600 lbs	113.99-144.99	129.20	144.99
Veal 600 lbs +	127.00-158.00	141.39	158.00
Veal under 125 lbs	169.99-337.50	272.80	337.50



Denfield Livestock Exchange Inc., February 9, 2016: 157 Fed Cattle, 33 Veal, 2 Bulls, 53 Cows, 121 Drop Calves

	Price Range	Top		Price Range	Top
Choice steers	170.00-175.00	182.00	Good beef cows	95.00-105.00	110.00
Good steers	165.00-170.00		Good Holstein cows	90.00-100.00	
Choice heifers	170.00-175.00	182.50	D1 & D2 Cows	80.00-90.00	
Good heifers	165.00-170.00		D3 & D4 Cows	70.00-80.00	
Good Holstein veal	145.00-155.00		Choice drop calves	\$300.00-\$400.00	\$570.00
Plain & heavy veal	135.00-145.00		Good drop calves	\$200.00-\$300.00	
Good beef bulls	110.00-130.00		Plain & Newborns	\$100.00-\$200.00	

At Renfrew Pontiac Livestock Ltd.: February 9, 2016 – 10 Replacement Calves, 68 Cows, and 5 Bulls

	Price Range	Top
Replacement Calves	\$200.00-\$250.00	\$265.00
Cows D1 & D2	109.00-124.00	126.00
Cows D3	95.00-108.00	
Cows D4	82.00-94.00	
Bulls	120.00-132.00	

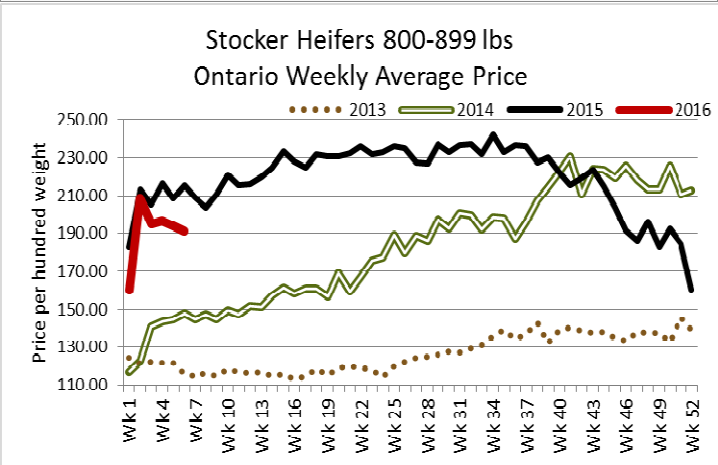
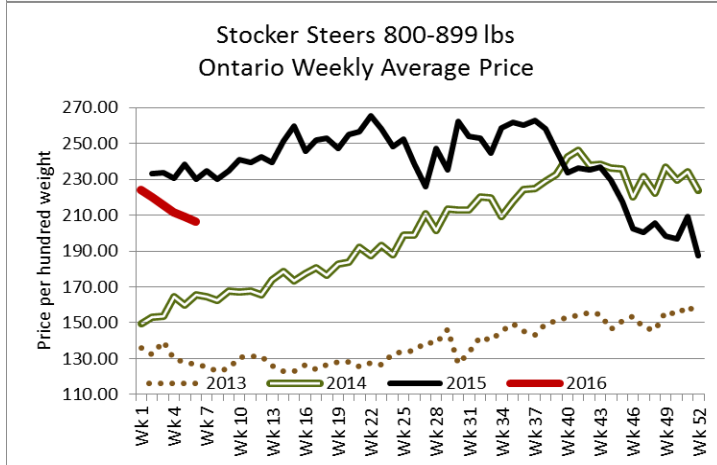
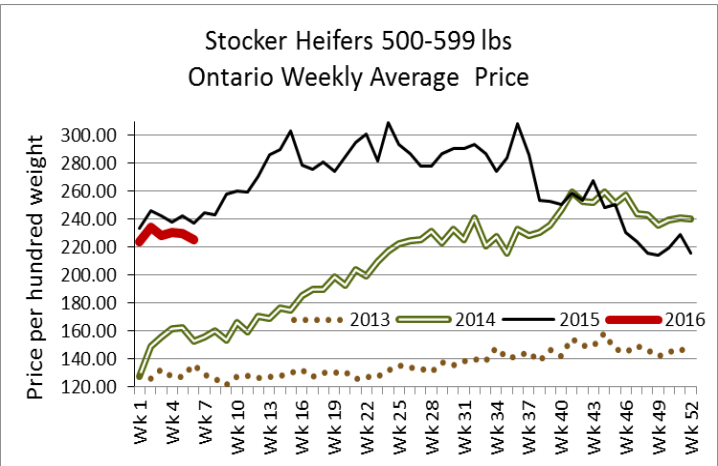
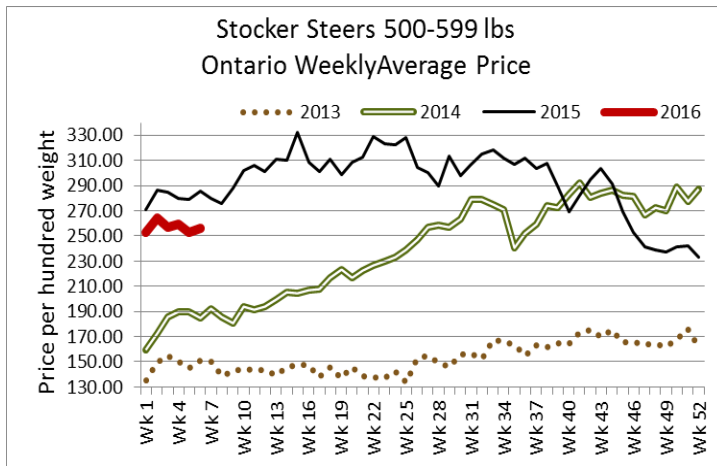
At Aylmer Stockyards Inc.: February 10, 2016 – 24 Veal, 143 Cows, 1 bull, 13 Fed Cattle, 69 Replacement calves, 6 stockers

	Price Range	Avg.	Top
Cows	66.00-117.99	92.50	117.99
Veal over 600 lbs	142.99-157.00	150.80	157.00
Replacement Calves	\$125.00-\$355.00		\$820.00

ONTARIO STOCKER & FEEDER TRADE

Stocker sale at Brussels Livestock: February 5, 2016 – 911 stockers

Steers	Price Range	Average	Top	Heifers	Price Range	Average	Top
1000+	173.00-203.00	192.21	213.00	+900 lbs	176.50-201.00	192.23	201.00
900-999	197.75-212.50	206.70	212.50	800-899	181.00-204.00	195.43	213.50
800-899	203.00-215.00	209.35	219.00	700-799	177.00-222.00	202.03	222.00
700-799	206.50-255.50	230.74	255.50	600-699	180.00-216.50	198.89	222.00
600-699	204.00-253.00	238.17	262.00	500-599	190.00-224.00	208.35	242.00
500-599	250.00-285.00	267.76	310.00	400-499	225.00-250.00	236.17	250.00
400-499	247.00-326.00	287.30	326.00	300-399	257.00-305.00	288.43	305.00
399-	180.00-345.00	288.08	345.00				



Stocker sale at: **Community Livestock Exchange: February 9, 2016 - 176 Stockers**

Steers	Price Range	Average	Top	Heifers	Price Range	Average	Top
700-799	149.00-240.00	200.59	240.00	600-699	172.50-235.00	197.80	235.00
600-699	141.00-258.00	222.70	258.00	500-599	157.50-257.50	220.50	257.50
500-599	170.00-280.00	240.20	280.00				
400-499	240.00-312.50	275.70	312.50				

Stocker sale at: **Keady Livestock Market: February 9, 2016 - 110 Stockers**

Steers	Price Range	Average	Top	Heifers	Price Range	Average	Top
600-699	217.50-246.00	233.83	254.00	600-699	206.00-209.00	207.00	209.00
500-599	215.00-280.00	254.55	280.00	500-599	195.00-225.00	213.93	225.00
400-499	242.50-297.50	275.63	297.50				

Stocker sale at: **Renfrew Pontiac Livestock: February 9, 2016 - 173 Stockers**

Steers	Price Range	Average	Top	Heifers	Price Range	Average	Top
700-799	180.00-222.50	211.10	222.50	700-799	175.00-208.00	201.79	208.00
600-699	175.00-260.00	239.80	260.00	600-699	182.00-220.00	201.69	220.00
500-599	175.00-292.49	253.90	292.49	500-599	155.00-235.00	202.40	235.00
400-499	252.49-317.459	282.60	317.49	400-499	192.50-229.99	216.40	229.99
399-	177.49-239.99	190.59	239.99				

Stocker sale at **Ontario Livestock Exchange: February 10, 2016 - 546 Stockers**

Steers	Price Range	Average	Top	Heifers	Price Range	Average	Top
1000+	202.00-222.00	211.08	222.00	800-899	192.00-199.00	196.67	199.00
900-999	206.00-222.00	216.83	222.00	700-799	202.50-238.00	225.06	238.00
800-899	218.00-230.00	227.72	230.00	600-699	205.00-227.50	216.08	227.50
700-799	232.00-233.00	232.80	233.00				
600-699	222.00-257.00	241.25	257.00				

Stocker sale at: **Ontario Livestock Exchange, February 11, 2016 – 130** stockers

Steers	Price Range	Average	Top	Heifers	Price Range	Average	Top
600-699	235.00-257.50	247.78	257.50	500-599	150.00-245.00	193.63.	245.00
500-599	225.00-237.50	230.50	280.00				
400-499	237.50-302.00	270.38	302.00				

Stocker sale at: **Ontario Stockyards Inc., February 11, 2016 – 744** stockers

Steers	Price Range	Average	Top	Heifers	Price Range	Average	Top
1000+	183.75-194.50	190.07	194.50	900+	157.50-176.00	167.53	176.00
900-999	171.00-212.50	184.92	216.00	800-899	170.00-190.00	179.16	190.00
800-899	170.00-223.00	200.80	223.00	700-799	189.00-235.00	204.15	235.00
700-799	216.00-260.00	233.75	260.00	600-699	206.00-240.00	224.38	240.00
600-699	227.00-268.00	251.47	268.00	500-599	217.00-258.00	241.45	258.00
500-599	216.00-277.00	255.94	302.00	400-499	200.00-242.50	224.76	265.00
400-499	254.00-309.00	286.47	309.00	300-399	180.00-202.50	193.64	242.50
399-	200.00-297.50	256.86	297.50	299-	170.00-185.00	177.01	185.00

Stocker sale at: **Ottawa Livestock Exchange, February 11, 2016 – 142** stockers

Steers	Price Range	Average	Top	Heifers	Price Range	Average	Top
700-799	180.00-215.00	201.22	227.00	700-799	145.00-199.00	183.64	199.00
600-699	195.00-242.00	226.40	250.00	600-699	197.00-215.00	203.76	218.00
500-599	207.00-265.00	246.24	268.00	500-599	210.00-224.00	217.18	230.00
400-499	200.00-257.00	221.80	257.00	400-499	224.00-250.00	238.00	258.00
399-	212.00-272.00	244.75	272.00				

ALBERTA DIRECT TRADE

Week Ending Thursday, February 11, 2016

Steers	Live	N/T	Flat rail	284.50-289.50
Heifers	Live	N/T	Flat rail	284.50-289.50

U.S. TRADE (U.S. funds)

Week Ending Thursday, February 11, 2016

Choice and Select Steers and Heifers:	Live	124.00-134.00
	Rail	204.00-210.00

QUEBEC ELECTRONIC AUCTION MARKET (F.O.B. THE FEEDLOT)

	Price	Change from Last Week
Week Ending Thursday, February 11, 2016	285.00-288.00	-5.08

LIVE CATTLE EXPORTS-ONTARIO

	Week ending Jan 23, 2016	Week ending Jan 16, 2016	Year to Date
Total live slaughter cattle exported from Ontario to the U.S.	3,966	3,966	7,424
Steers & Heifers	908	908	1,567
Cows	2,713	2,713	5,236
Bulls	345	345	621

CANADIAN BOXED BEEF CUT-OUT VALUES

Week Ending	AAA	AA
January 22, 2016	3.1153	3.0876
January 15, 2016	3.0558	3.0791
January 8, 2016	3.0549	3.0092

U.S. BOXED BEEF CUT-OUT VALUES (U.S. funds)

	Choice	Select
	600-900	600-900
Current Five Day Average:	218.53	214.91

FEDERALLY INSPECTED CANADIAN KILL

	Week Ending Jan 30, 2016	# of hd Change (Week Ago)	YTD	% Change (Year Ago)
Grand Total	47,764	-4,176	239,599	-0%
Western Slaughter	35,990	-4,101	182,599	+1%
Eastern Slaughter	11,774	-75	57,000	+0%

AVERAGE CARCASS WEIGHTS – CANADA

	Steers	Heifers
Feb 6, 2016	941	841
Jan 30, 2016	926	837
Feb 7, 2015	881	807

USDA ESTIMATED CATTLE KILL

	Week Ending Feb 13, 2016	Previous Week	Year Ago
Grand Total	544,000	534,000	540,000

BEEF EXPORTS - CANADA

	United States	Change from last year YTD	Mexico	Change from 2014 YTD
	<i>Jan 1 – Dec 31' 15</i>		<i>Jan 1– Dec 31' 15</i>	
Total	230,197 tonnes	+4% or up 8,193 tonnes	19,418 tonnes	-17% or down 3,968 tonnes

LIVE CATTLE - CANADA

IMPORTS		Import % change from 2014 YTD	EXPORTS		Export % change from 2015 YTD
<i>Jan 1- Dec 31' 15</i>			<i>Jan 1- Jan 30' 16</i>		
Pure bred	3,597	+24%	Slaughter steers & heifers	21,894	+77%
Non-pure bred	32,167	-23%	Feeder steers & heifers	3,907	-80%
			Cows & Bulls	23,115	-1%

BEEF PRODUCTION - CANADA

	Jan 1 – Feb 6' 16	Last Year Same Time	% Change	Change in tonnes YTD
Fed	78,898 tonnes	71,106 tonnes	+11%	+7,792 tonnes
Non-fed	16,958 tonnes	14,594 tonnes	+16%	+2,364 tonnes

BEEF IMPORTS - CANADA

	Jan 1 – Feb 6' 16	Last Year Same Time	% Change	Change in tonnes YTD
United States	11,419 tonnes	11,544 tonnes	-1%	-125 tonnes
Non-NAFTA	8,483 tonnes	8,138 tonnes	+4%	+345 tonnes
Total	20,629 tonnes	19,723 tonnes	+5%	+906 tonnes

CHICAGO MERCANTILE EXCHANGE

Closing quotes on futures today were as follows:

Live Cattle			Feeder Cattle			Corn			Soybeans			Canadian \$		
\$/cwt US			\$/cwt US			\$/bu US		¢/bu	\$/bu US		¢/bu			
Feb	129.95	-0.17	Mar	150.02	+0.22	Mar	3.586	-1.4	Mar	8.726	-0.6	Spot	72.24	+0.44
Apr	129.12	-0.40	Apr	149.50	-0.35	May	3.634	-1.4	May	8.764	-1.2	Mar	72.23	+0.45
Jun	119.62	-0.35	May	148.82	-0.55	Jul	3.684	-1.2	Jul	8.816	-1.2	Jun	72.25	+0.45
Aug	116.15	-0.67	Aug	149.37	-0.65	Sep	3.734	-1.0	Aug	8.834	-1.2	Sep	72.27	+0.44
Oct	116.75	-0.70	Sep	147.37	-0.57	Dec	3.816	-1.0	Sep	8.832	-1.6	Dec	72.32	+0.44
Dec	116.95	-0.62	Oct	144.97	-0.40	Mar	3.910	-1.0	Nov	8.860	-1.6	Mar	72.34	+0.42

Beef Farmers of Ontario, 130 Malcolm Road, Guelph, ON N1K 1B1 Phone: (519) 824-0334 Fax: (519) 824-1930 or email: markets@ontariobeef.com

ONTARIO STOCKER & FEEDER TRADE SPECIAL STOCKER SALES

17-Feb	11:00 AM	Kawartha Lakes Community Sale Barn	Stocker Sale
19-Feb	7:00 PM	Ontario Stockyards Inc	Evening Bred Cow Sale
24-Feb	2:00 PM	Vankleek Hill Livestock Exchange	Stocker Sale
18-Mar	5:00 PM	Keady Livestock Market	Bred Cow Sale- Brian Gutcher - 28 cows, 1 bull.
8-Mar	11:00 AM	Ontario Stockyards Inc	All Vaccinated Stocker Sale
18-Mar	11:00 AM	Community Livestock Exchange	Quinte Cattlemen's Stocker Sale
23-Mar	11:00 AM	Kawartha Lakes Community Sale Barn	Peterborough County Cattlemen's/Victoria County Beef Farmers

Comments for the week ending February 11, 2016

Larger receipts of 646 fed steers and heifers sold through auction markets this week, up 90 head from last week and 157 more than last year at this time. Fed steers ranged from \$163.34-\$177.26 with a weekly weighted average price of \$170.59 up \$0.02 from last week and \$18.16 below prices last year at this time. Heifers sold from \$164.25-\$174.73 averaging \$169.94 down \$0.21 from last week and \$15.89 below year ago prices. Auction market reports started out steady to under pressure at slightly lower prices. By Wednesday the market was mostly steady, with some extra fancy cattle trading at premium ranges, boosting the weighted average. The market ended the week with prices \$1.00 lower.

The Ontario railgrade market declined as the week progressed. The previous Friday the market was reported from \$292.00-\$294.00 dressed for steers and \$291.00-\$293.00 for heifers. By Monday, prices declined to \$290.00-\$293.00 for steers and \$289.00-\$292.00 for heifers. Tuesday another \$2.00 dropped off the bottom end of the range and on Wednesday \$4.00 was taken off the bottom. Prices on Wednesday ranged from \$284.00-\$293.00 for steers and \$283.00-\$292.00 dressed for heifers, with cattle sold being delivered anywhere from this week, to the last week of February, first week of March. This week's average price for steers was \$290.75 down \$2.25 from last week and \$24.75 below the same week last year.

There were 2,432 cull cows sold through auction markets this week in Ontario, down 240 head from last week, and 223 less than this time last year. Cull cows sold from \$76.68-\$104.33 averaging \$90.20 down \$1.52 from last week and \$29.41 below year ago prices. Auction markets reported trade from steady to barely steady, with most reports barely steady, on both dairy and beef breeds, for most of the week. By week's end demand was strong and prices were steady to strong.

There were only 2,934 replacement cattle sold through auction markets this week down 436 head from last week's light trade, and 415 less than the same time last year. Auction markets reported light weight cattle as barely steady to steady with one report of heifer calves down \$2.00-\$3.00, but by week's end the market was steady. Yearlings/short keep cattle started out the previous Friday up \$2.00-\$3.00 on an active trade. As the week progressed the heavier cattle went from steady to barely steady to lower. One auction reported that volumes were just too light to establish a market trend. Actual average prices this week for steers 400-500 lbs averaged \$24.19 stronger than last week, 500-600 lbs up \$2.70, 600-700 lbs up \$1.53, 700-800 lbs down \$4.78, 800-900 lbs down \$2.91, 900-1000 lbs down \$3.08 and steers over 1000 lbs averaged \$1.69 higher than last week on average. Heifers 300-400 lbs were down \$18.30 from last week on average, 400-500 lbs down \$0.22, 500-600 lbs down \$4.68, 600-700 lbs down \$7.61, 700-800 lbs down \$1.27, 800-900 lbs down \$2.77 and heifers 900 lbs plus were up \$10.42 from last week on average.

The Quebec Electronic Market traded from \$285.00-\$288.00 dressed this week, down \$5.08 from last week on average.

Alberta direct trade was light this week with prices averaging \$6.09-\$6.67 lower. Canfax reported steers from \$284.50-\$289.50 dressed, down the \$6.09 on average while heifers sold from \$284.50-\$289.50 dressed, down \$6.67 from last week on average. Canfax reports: "All reported cash sales have traded locally. US packer interest was noted but there was little price incentive to ship cattle south. Tentatively cash to futures basis levels did strengthen."

The US cash cattle trade the week ending February 4th, did not develop until late Friday afternoon in the north and Friday evening and into Saturday morning in the south. The USDA Mandatory Price Report saw prices on the rail range from \$208.00-\$216.50 with steers averaging \$210.29 which is fully steady to the previous week, while heifers averaged \$211.27 up \$1.23 from the week before. Live sales were around \$2.00-\$3.00 lower with deals reported from \$126.00-\$137.00 live, with steers averaging \$134.46 down \$1.90 from the previous week, while heifers averaged \$133.64 down \$3.03. This week a few sales were reported on Wednesday afternoon but the bulk of trade took place on Thursday. The USDA Mandatory Price report listed live sales from \$124.00-\$134.00 with steers averaging \$131.70 down \$2.76, and heifers averaging \$132.09 down \$1.55. On the rail trade ranged from \$204.00-\$210.00 dressed with steers averaging \$205.96 down \$4.33, while heifers averaged \$206.31 down \$4.96. Today the market is quiet with just a little clean up trade expected, as the bulk of trade for this week is completed.