



**Weekly Market Information Report for the week ending Thursday, March 10, 2016**

The following information is collected from various sources and disseminated by Beef Farmers of Ontario.

**ONTARIO DIRECT TO PACKER RAILGRADE CATTLE TRADE**

Prices are on a carcass weight basis before grade and weight discounts. Weekly Range:

<b>A Grade Steers</b>	284.00-286.00
<b>A Grade Heifers</b>	283.00-285.00

**ONTARIO LIVE CATTLE TRADE**

Ontario auction sales this week saw weighted average price ranges for:

<b>FED CATTLE</b>	<b>Volume</b>	<b>Price Range</b>	<b>Average</b>	<b>Top</b>	<b>Last Week Avg</b>
Large Frame Steers +1250	152	146.58-177.28	164.02	189.00	169.62
Medium Frame Steers +1250	200	156.92-172.88	168.36	180.50	165.46
Large & Medium Frame Steers +1250	352	154.02-178.31	168.67	189.00	167.37
Large Frame Heifers +1000	179	156.77-173.44	165.80	198.00	165.71
Medium Frame Heifers +1000	165	148.46-171.53	163.36	184.50	166.25
Large & Medium Frame Heifers +1000	344	153.53-174.19	165.21	198.00	166.37
Cows - All Weights	2,675	75.58-99.66	87.91	161.00	88.85
Bulls - All Weights	84	116.05-134.18	124.14	161.00	129.29

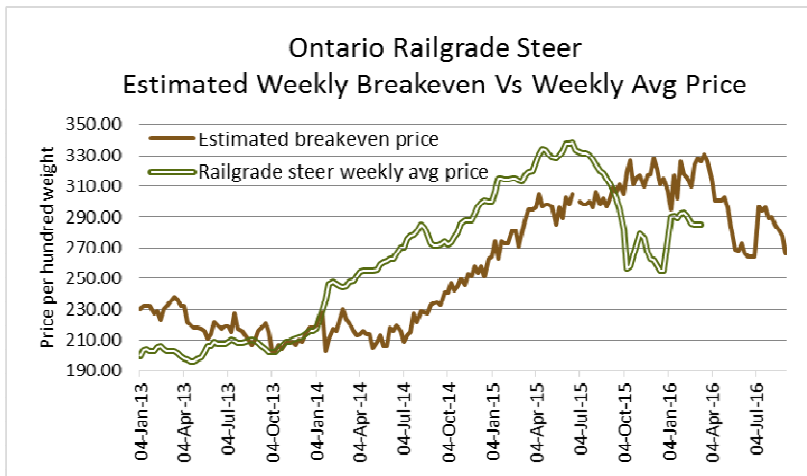
**STOCKERS - Large and Medium Frame**

<b>STEERS</b>	<b>Volume</b>	<b>Price Range</b>	<b>Average</b>	<b>Top</b>	<b>Last Week Avg</b>
<b>1000+</b>	701	181.03-202.78	186.74	207.50	190.35
<b>900-999</b>	293	184.39-201.09	192.48	206.00	198.45
<b>800-899</b>	397	184.60-207.14	197.90	215.00	205.00
<b>700-799</b>	559	181.88-225.39	207.04	234.50	217.22
<b>600-699</b>	406	198.64-249.50	225.59	269.50	231.11
<b>500-599</b>	345	211.85-268.84	242.76	285.00	254.37
<b>400-499</b>	127	222.79-278.22	253.25	308.00	253.56
<b>-399</b>	49	196.12-284.56	235.21	390.00	239.11

<b>HEIFERS</b>	<b>Volume</b>	<b>Price Range</b>	<b>Average</b>	<b>Top</b>	<b>Last Week Avg</b>
<b>+900</b>	297	156.24-180.20	170.31	191.00	175.24
<b>800-899</b>	165	169.60-194.37	185.06	211.75	185.63
<b>700-799</b>	270	185.22-209.47	199.01	222.00	199.99
<b>600-699</b>	356	174.46-221.56	204.16	240.00	214.23
<b>500-599</b>	252	187.83-227.01	207.92	259.00	215.92
<b>400-499</b>	107	213.56-245.73	231.90	255.00	226.93
<b>300-399</b>	26	205.60-222.33	214.23	264.99	223.30
<b>-299</b>	6	134.83-151.50	142.76	194.00	N/T

At **Kawartha Lakes Community Sale Barn: March 4, 2016** – 1 fed cattle, 105 cows, 11 bulls, 40 veal, 21 stockers

	<b>Price Range</b>	<b>Average</b>	<b>Top</b>
<b>Cows</b>	64.00-126.00	96.89	126.00
<b>Bulls under 1600 lbs</b>	101.00-146.99	116.30	146.99
<b>Bulls over 1600 lbs</b>	115.50-127.49	123.10	127.49
<b>Veal +600 lbs</b>	127.00-153.00	138.90	153.00
<b>Veal under 125 lbs</b>	150.00-289.99	237.50	360.00



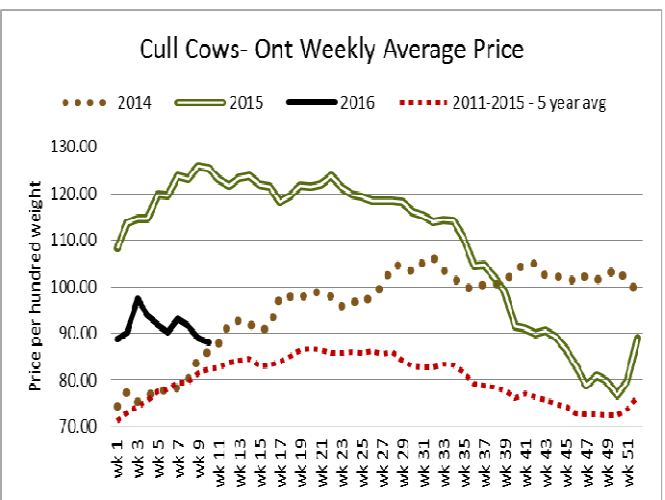
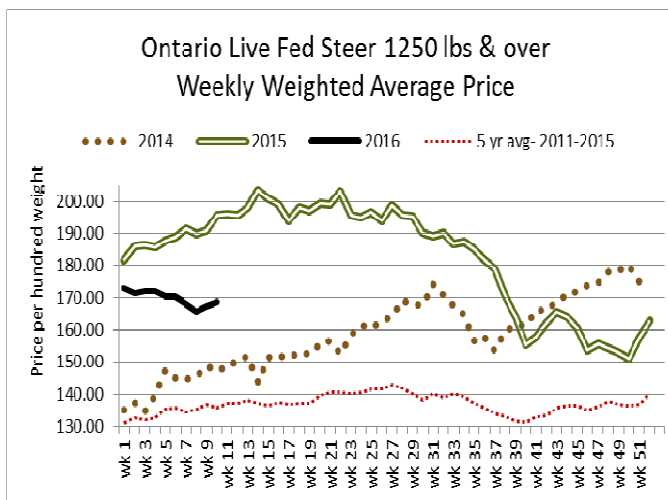
The information provided on this report is based on weighted averages for actual data collected. Input costs are a guideline only and will vary from producer to producer. BFO does not take any responsibility and accepts no legal liability arising from or connected to damages or losses experienced by producers when using this information. This is to be used at your own risk.

**Denfield Livestock Exchange Inc., March 8, 2016: 145 Fed Cattle, 54 Veal, 2 Bulls, 72 Cows, 140 Drop Calves (\$/hd)**

	Price Range	Top		Price Range	Top
Choice steers	172.00-177.00	192.00	Good beef cows	90.00-105.00	124.00
Good steers	168.00-172.00		Good Holstein cows	90.00-100.00	
Choice heifers	172.00-176.00	183.50	D1 & D2 Cows	80.00-85.00	
Good heifers	164.00-170.00		D3 & D4 Cows	70.00-80.00	
Good Holstein veal	145.00-155.00	176.00	Choice drop calves	\$350.00-\$450.00	\$585.00
Plain & heavy veal	135.00-145.00		Good drop calves	\$250.00-\$350.00	
Good beef bulls	137.00-164.00		Plain & Newborns	\$100.00-\$200.00	

**At Renfrew Pontiac Livestock Ltd., March 8, 2016: 19 Replacement Calves (\$/hd), 88 Cows, and 4 Bulls**

	Price Range	Top
Replacement Calves	\$230.00-\$285.00	\$410.00
Cows D1 & D2	108.00-121.00	
Cows D3	95.00-108.00	
Cows D4	80.00-95.00	
Bulls	120.00-134.00	136.00



At **Aylmer Stockyards Inc.:** **March 9, 2016**– 37 Veal, 171 Cows, 1 Bull, 15 Fed Cattle, 117 Replacement Calves, 19 Stockers

	<b>Price Range</b>	<b>Avg.</b>	<b>Top</b>
<b>Fed Heifers, dairy &amp; dairy cross</b>	110.00-143.99	122.99	143.99
<b>Cows</b>	59.99-105.49	89.50	161.00
<b>Veal over 600 lbs</b>	123.99-154.00	143.30	154.00
<b>Replacement Calves</b>	\$220.00- \$350.00/hd		\$510.00/hd

### **ONTARIO STOCKER & FEEDER TRADE**

Stocker sale at **Brussels Livestock:** **March 3, 2016** – 929 stockers

<b>Steers</b>	<b>Price Range</b>	<b>Average</b>	<b>Top</b>	<b>Heifers</b>	<b>Price Range</b>	<b>Average</b>	<b>Top</b>
<b>1000+ lbs</b>	173.00-184.50	181.09	194.00	<b>+900 lbs</b>	165.00-183.50	175.86	191.00
<b>900-999</b>	174.00-200.25	186.44	200.25	<b>800-899</b>	172.00-193.00	185.53	194.00
<b>800-899</b>	181.00-207.00	195.81	215.00	<b>700-799</b>	182.00-209.00	197.40	209.00
<b>700-799</b>	190.00-233.00	211.98	233.00	<b>600-699</b>	200.00-240.00	219.59	240.00
<b>600-699</b>	208.00-248.00	225.60	248.00	<b>500-599</b>	205.00-237.00	221.40	249.00
<b>500-599</b>	221.00-260.00	241.54	270.00	<b>400-499</b>	237.00-255.00	245.88	255.00
<b>400-499</b>	241.00-278.00	258.70	280.00				

Stocker sale at: **Community Livestock Exchange:** **March 8, 2016** - 187 Stockers

<b>Steers</b>	<b>Price Range</b>	<b>Average</b>	<b>Top</b>	<b>Heifers</b>	<b>Price Range</b>	<b>Average</b>	<b>Top</b>
<b>800-899</b>	137.99-200.00	175.40	200.00	<b>600-699</b>	153.00-217.00	190.70	217.00
<b>700-799</b>	132.00-218.00	163.30	218.00	<b>500-599</b>	170.00-239.00	211.50	239.00
<b>600-699</b>	144.00-237.00	194.50	237.00				
<b>500-599</b>	152.00-258.00	210.30	258.00				
<b>400-49</b>	237.00-250.99	246.10	250.99				

Stocker sale at: **Keady Livestock Market:** **March 8, 2016** – 105 Stockers

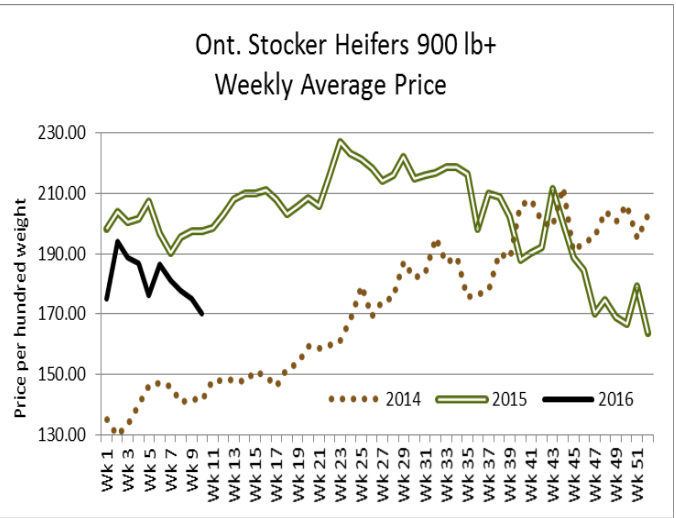
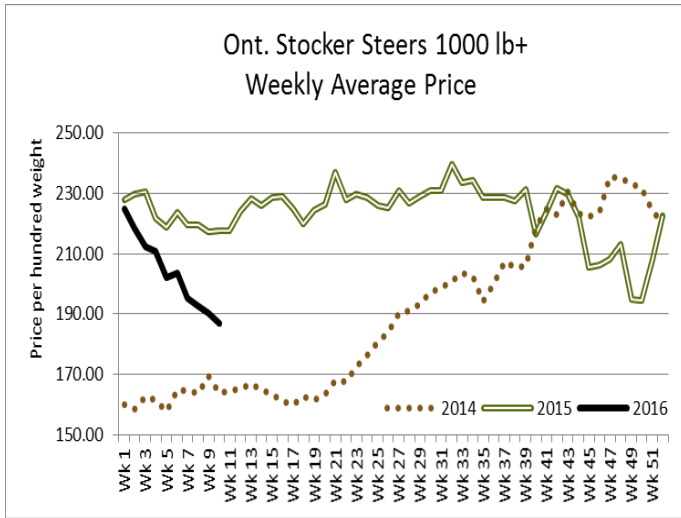
<b>Steers</b>	<b>Price Range</b>	<b>Average</b>	<b>Top</b>	<b>Heifers</b>	<b>Price Range</b>	<b>Average</b>	<b>Top</b>
<b>800-899</b>	178.00-192.50	181.63	192.50	<b>600-699</b>	160.00-175.00	166.00	175.00
<b>700-799</b>	200.00-234.00	213.25	234.00	<b>500-599</b>	192.50-211.00	200.29	211.00
<b>500-599</b>	270.00-284.00	281.67	284.00	<b>400-499</b>	205.00-220.00	215.00	220.00
				<b>300-399</b>	190.00-235.00	220.00	235.00

Stocker sale at: **Renfrew Pontiac Livestock:** **March 8, 2016** - 249 Stockers

<b>Steers</b>	<b>Price Range</b>	<b>Average</b>	<b>Top</b>	<b>Heifers</b>	<b>Price Range</b>	<b>Average</b>	<b>Top</b>
<b>900-999</b>	179.00-183.49	182.89	183.49	<b>700-799</b>	180.00-202.00	196.39	202.00
<b>800-899</b>	160.00-200.00	191.79	200.00	<b>600-699</b>	125.00-223.49	203.50	223.49
<b>700-799</b>	123.99-225.99	210.30	225.99	<b>500-599</b>	187.50-237.00	209.20	237.00
<b>600-699</b>	177.49-257.50	216.50	257.50	<b>400-499</b>	200.00-237.99	219.49	237.99
<b>500-599</b>	180.00-272.50	245.09	272.50	<b>300-399</b>			
<b>400-499</b>	189.99-257.50	240.89	257.50				
<b>399-</b>	214.99-270.00	245.69	270.00				

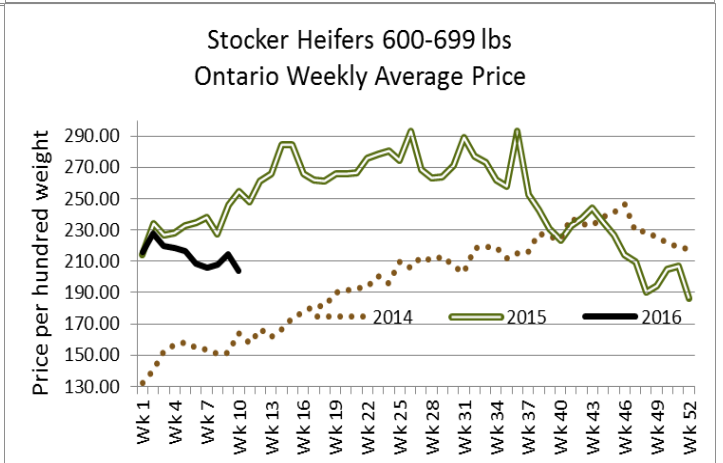
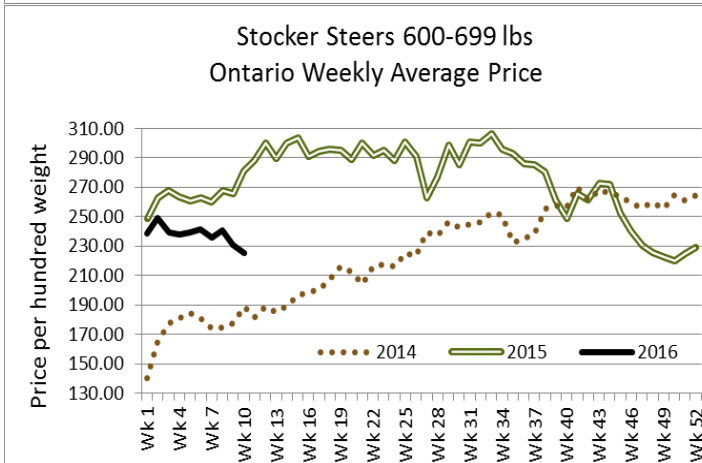
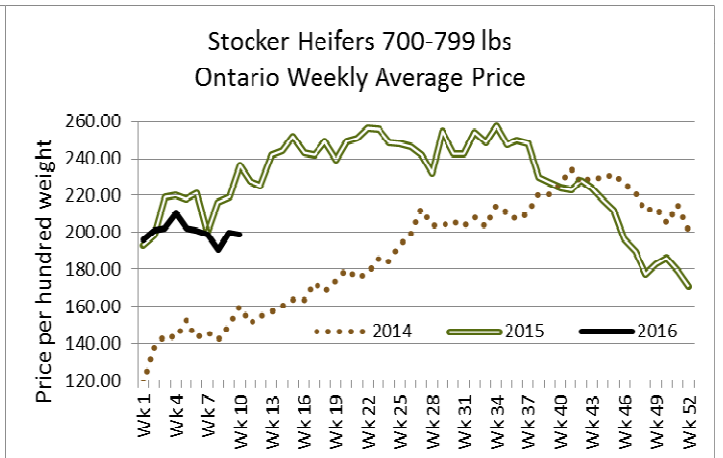
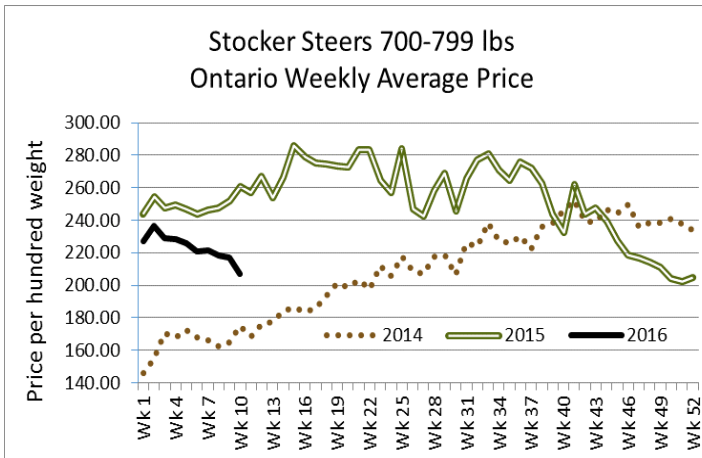
Stocker sale at **Ontario Livestock Exchange:** **March 9, 2016** – 919 Stockers

<b>Steers</b>	<b>Price Range</b>	<b>Average</b>	<b>Top</b>	<b>Heifers</b>	<b>Price Range</b>	<b>Average</b>	<b>Top</b>
<b>1000+</b>	184.00-207.50	189.09	207.50	<b>900+</b>	171.50-179.50	178.83	179.50
<b>900-999</b>	195.00-206.00	199.00	206.00	<b>700-799</b>	157.00-177.00	165.36	177.00
<b>800-899</b>	196.00-209.00	203.36	209.00	<b>500-599</b>	175.00-187.50	178.41	187.50
<b>700-799</b>	186.00-221.00	201.39	221.00				
<b>600-699</b>	160.00-234.00	218.13	234.00				
<b>500-599</b>	218.00-260.00	250.25	260.00				



Stocker sale at: **Ontario Livestock Exchange, March 10, 2016 – 185 stockers**

Steers	Price Range	Average	Top	Heifers	Price Range	Average	Top
800-899	182.00-213.00	205.15	213.00	700-799	165.00-202.00	188.98	202.00
700-799	85.00-213.00	206.63	234.00	600-699	185.00-195.00	188.54	202.50
600-699	203.00-242.50	220.90	242.50	500-599	165.00-207.50	190.31	207.50
500-599	236.00-250.00	242.90	250.00	400-499	212.00-220.00	214.75	220.00
400-499	257.50-267.50	262.50	267.50				



Stocker sale at: **Ontario Stockyards Inc., March 10, 2016 – 565** stockers

<b>Steers</b>	<b>Price Range</b>	<b>Average</b>	<b>Top</b>	<b>Heifers</b>	<b>Price Range</b>	<b>Average</b>	<b>Top</b>
<b>1000+</b>	163.00-179.00	170.87	179.00	<b>900+</b>	130.00-158.00	147.56	170.00
<b>900-999</b>	170.00-185.00	180.42	187.00	<b>800-899</b>	160.00-199.25	186.60	199.25
<b>800-899</b>	180.00-208.75	195.93	208.75	<b>700-799</b>	157.00-204.00	185.95	218.00
<b>700-799</b>	182.00-215.50	204.66	225.00	<b>600-699</b>	180.00-219.00	201.98	219.00
<b>600-699</b>	191.00-243.00	224.02	267.50	<b>500-599</b>	177.50-225.00	207.27	259.00
<b>500-599</b>	200.00-284.00	239.54	285.00	<b>400-499</b>	207.00-255.00	241.39	255.00
<b>400-499</b>	185.00-265.00	239.67	285.00	<b>300-399</b>	210.00-225.00	214.05	230.00
<b>399-</b>	172.50-295.00	228.68	295.00				

Stocker sale at: **Ottawa Livestock Exchange, March 10, 2016 – 197** stockers

<b>Steers</b>	<b>Price Range</b>	<b>Average</b>	<b>Top</b>	<b>Heifers</b>	<b>Price Range</b>	<b>Average</b>	<b>Top</b>
<b>700-799</b>	163.00-218.00	195.24	223.00	<b>700-799</b>	182.00-199.00	193.15	205.00
<b>600-699</b>	187.00-226.00	210.53	258.00	<b>600-699</b>	190.00-222.00	204.88	223.00
<b>500-599</b>	194.00-267.00	233.12	267.00	<b>500-599</b>	182.00-232.00	202.65	232.00
<b>400-499</b>	229.00-269.00	241.71	269.00	<b>400-49</b>	190.00-248.00	223.86	248.00
<b>399-</b>	125.00-290.00	192.13	345.00				

### **ONTARIO STOCKER & FEEDER TRADE SPECIAL SALES**

Stocker sale at **Ontario Stockyards Inc., March 8, 2016- 972** stockers

<b>Steers</b>	<b>Price Range</b>	<b>Average</b>	<b>Top</b>	<b>Heifers</b>	<b>Price Range</b>	<b>Average</b>	<b>Top</b>
<b>1000+</b>	178.00-193.75	185.81	194.25	<b>900+</b>	155.00-188.50	177.56	188.50
<b>900-999</b>	173.00-198.00	191.68	198.00	<b>800-899</b>	196.50-211.75	204.61	211.75
<b>800-899</b>	191.00-209.25	201.37	210.25	<b>700-799</b>	204.50-222.00	213.00	222.00
<b>700-799</b>	199.00-228.50	216.79	234.50	<b>600-699</b>	194.00-231.00	214.56	231.00
<b>600-699</b>	226.00-267.50	244.85	269.50	<b>500-599</b>	199.00-234.00	213.32	238.00
<b>500-599</b>	242.50-279.00	259.84	279.00	<b>400-499</b>	195.00-233.00	214.63	233.00
<b>400-499</b>	235.00-308.00	269.94	308.00				
<b>399-</b>	197.50-270.00	229.92	270.00				

A good quality offering of replacements traded actively at steady to easier prices.

### **ONTARIO BRED COW SALES**

**Kawartha Lakes Community Sale Barn., March 5, 2016 – 106** Bred cows, **10** Cow calf pairs (\$ per head)

	<b>Exotic and Exotic X</b>	<b>British and British X</b>
<b>Top quality bred cows</b>	\$2500-\$3200	\$2000-\$2500
<b>Avg quality bred cows</b>	\$1600-\$2100	\$1400-\$1700
<b>Top quality cow/calf pairs</b>	\$2800-\$3300	N/T
<b>Avg quality cow/calf pairs</b>	\$2300-\$2700	N/T

A good offering of cows sold actively with good cows selling at a premium!

### **ALBERTA DIRECT TRADE**

Week Ending Thursday, March 10, 2016

<b>Steers</b>	Live	N/T	Flat rail	N/T
<b>Heifers</b>	Live	N/T	Flat rail	N/T

### **U.S. TRADE (U.S. funds)**

Week Ending Thursday, March 10, 2016

<b>Choice and Select Steers and Heifers:</b>	Live	136.00-138.00
	Rail	214.00-220.00

**QUEBEC ELECTRONIC AUCTION MARKET (F.O.B. THE FEEDLOT)**

	Price	Change from Last Week
Week Ending Thursday, March 3, 2016	280.00-282.50	-0.99

**LIVE CATTLE EXPORTS-ONTARIO**

	<b>Week ending Feb. 20, 2016</b>	<b>Week ending Feb. 13, 2016</b>	<b>Year to Date</b>
<b>Total</b> live slaughter cattle exported from Ontario to the U.S.	<b>3,904</b>	<b>4,548</b>	<b>29,355</b>
<b>Steers &amp; Heifers</b>	1,178	1,195	7,570
<b>Cows</b>	2,270	3,002	18,892
<b>Bulls</b>	456	351	2,893

**CANADIAN BOXED BEEF CUT-OUT VALUES**

<b>Week Ending</b>	<b>AAA</b>	<b>AA</b>
February 26, 2016	2.9037	2.7641
February 19, 2016	2.8873	2.8172
February 12, 2016	2.9401	2.9513

**U.S. BOXED BEEF CUT-OUT VALUES (U.S. funds)**

	<b>Choice 600-900</b>	<b>Select 600-900</b>
<b>Current Five Day Average:</b>	222.34	213.55

**FEDERALLY INSPECTED CANADIAN KILL**

	<b>Week Ending Mar 5, 2016</b>	<b># of hd Change (Week Ago)</b>	<b>YTD</b>	<b>% Change (Year Ago)</b>
<b>Grand Total</b>	<b>48,628</b>	<b>+4,008</b>	<b>418,402</b>	<b>-5%</b>
<b>Western Slaughter</b>	36,823	+3,876	316,694	-6%
<b>Eastern Slaughter</b>	11,805	+132	101,708	-1%

**AVERAGE CARCASS WEIGHTS – CANADA**

	<b>Steers</b>	<b>Heifers</b>
Mar 5, 2016	939	855
Feb 27, 2016	943	851
Mar 7, 2015	877	813

**USDA ESTIMATED CATTLE KILL**

	<b>Week Ending Mar 12, 2016</b>	<b>Previous Week</b>	<b>Year Ago</b>
<b>Grand Total</b>	536,000	533,000	528,000

**BEEF EXPORTS - CANADA**

	<b>United States Jan 1 – Jan 31</b>	<b>Change from last year YTD</b>	<b>Mexico Jan 1– Jan 31</b>	<b>Change from 2014 YTD</b>
<b>Total</b>	20,045 tonnes	+7% or up 1,319 tonnes	840 tonnes	-61% or down 1,319 tonnes

### LIVE CATTLE - CANADA

IMPORTS			Import % change from 2014 YTD	EXPORTS		Export % change from 2015 YTD
Jan 1- Jan 31				Jan 1- Feb 27		
Pure bred	262		+117%	Slaughter steers & heifers	48,081	+60%
Non-pure bred	1,595		-21%	Feeder steers & heifers	17,764	-73%
				Cows & Bulls	44,922	-9%

### BEEF PRODUCTION - CANADA

	Jan 1 – Mar 5	Last Year Same Time	% Change	Change in tonnes YTD
Fed	137,478 tonnes	133,217 tonnes	+3%	+4,261 tonnes
Non-fed	30,525 tonnes	26,415 tonnes	+16%	+4,110 tonnes

### BEEF IMPORTS - CANADA

	Jan 1 – Mar 5	Last Year Same Time	% Change	Change in tonnes YTD
United States	19,742 tonnes	20,609 tonnes	-4%	-867 tonnes
Non-NAFTA	14,294 tonnes	12,436 tonnes	+20%	+1,858 tonnes
Total	35,246 tonnes	33,253 tonnes	+8%	+1,993 tonnes

### CHICAGO MERCANTILE EXCHANGE

Closing quotes on futures today were as follows:

Live Cattle		Feeder Cattle		Corn		Soybeans		Canadian \$	
\$/cwt US		\$/cwt US		\$/bu US		¢/bu			
<b>Apr</b>	139.80 +1.50	<b>Mar</b>	162.40 +0.85	<b>Mar</b>	3.660 +3.4	<b>Mar</b>	8.880 +6.2	<b>Spot</b>	75.63 +0.68
<b>Jun</b>	128.55 +0.92	<b>Apr</b>	162.72 +1.12	<b>May</b>	3.650 +2.2	<b>May</b>	8.956 +6.4	<b>Mar</b>	75.63 +0.69
<b>Aug</b>	123.20 +0.47	<b>May</b>	162.10 +1.00	<b>Jul</b>	3.694 +2.0	<b>Jul</b>	9.014 +6.6	<b>Jun</b>	75.64 +0.69
<b>Oct</b>	122.60 +0.00	<b>Aug</b>	161.35 +0.67	<b>Sep</b>	3.742 +2.0	<b>Aug</b>	9.034 +6.6	<b>Sep</b>	75.67 +0.69
<b>Dec</b>	122.05 -0.07	<b>Sep</b>	159.45 +0.52	<b>Dec</b>	3.826 +1.6	<b>Sep</b>	9.034 +6.2	<b>Dec</b>	75.71 +0.70
<b>Feb</b>	121.40 -0.02	<b>Oct</b>	157.00 +0.52	<b>Mar</b>	3.912 +1.4	<b>Nov</b>	9.066 +6.0	<b>Mar</b>	75.76 +0.70

Beef Farmers of Ontario, 130 Malcolm Road, Guelph, ON N1K 1B1 Phone: (519) 824-0334 Fax: (519) 824-1930 or email: [markets@ontariobeef.com](mailto:markets@ontariobeef.com)

### ONTARIO STOCKER & FEEDER TRADE SPECIAL STOCKER SALES

12-Mar	2:00 PM	Kawartha Lakes Community Sale Barn	Herd Dispersal- Allin Farms- 200 head
18-Mar	11:00 AM	Community Livestock Exchange	Quinte Cattlemen's Stocker Sale
18-Mar	5:00 PM	Keady Livestock Market	Bred Cow Sale- 180 bred cows & bred heifers, bulls and cow/calf pairs
23-Mar	11:00 AM	Kawartha Lakes Community Sale Barn	Peterborough County Cattlemen's/Victoria County Beef Farmers
26-Mar	10:00 AM	Brussels Livestock	Stocker Sale/Bred Cow Sale in lieu of Good Friday
30-Mar	2:00 PM	Vankleek Hill Livestock Exchange	Stocker Sale
1-Apr	7:00 PM	Ontario Stockyards Inc	Bred Cow Sale
2-Apr	11:00 AM	Denfield Livestock Exchange	Spring Stocker and Bred Cow Sale

### Comments for the week ending March 10, 2016

Larger receipts of 695 fed steers and heifers sold through auction markets this week, up 152 from last week and 140 more than one year ago at this time. Fed steers sold from \$154.02-\$178.31 with a weekly weighted average price of \$168.67, up \$1.30 from last week, but \$26.81 below year ago prices. Fed heifers ranged from \$153.53-\$174.19 averaging \$165.21 down \$1.16 from last week and \$25.12 below year ago prices. Auction market reports started this reporting period as active with prices strong and higher, up \$1.00-\$3.00. By Wednesday the market came under pressure with good quality cattle down \$2.00-\$3.00 cwt, and all other classes reported as much lower. Thursday was steady to the week's lower market.

The Ontario railgrade market was steady to last Wednesday's decline, with prices for the entire week from \$284.00-\$286.00 dressed for steers and \$283.00-\$285.00 for heifers. Delivery of these sales ranged from this week to the second last week of March. This week's average price is \$0.25 below the previous week and \$32.00 below last year at this time.

The Canadian Boxed Beef Report released by Kevin Grier notes that "beef demand seems poor at the consumer and wholesale levels. Retail margins on beef are poor relative to the other main meats" resulting in limited fresh beef features in flyers across Canada. "Carcass weights should begin to seasonally lighten. Kills are low and are going to stay low in coming weeks. Distributors are only buying what they have sales for or on limited opportunities. Buying frequency is increasing while tonnage declines."

Larger receipts of 2,675 cull cows sold through auction markets this week up 374 from last week and 537 more than this time last year. Cull cows traded from \$75.58-\$99.66 with a weekly weighted average price of \$87.91 down \$0.94 from last week and \$37.60 below last year at this time. Auction markets reported demand as good with prices starting the week as steady to barely steady, by midweek it was barely steady to easier and ended the week on a strong active trade.

Larger receipts of 4,356 replacement cattle were on offer this week at Ontario auction markets, up 1,067 head from last week but 760 less than the same time last year. Auction markets reported trade as softer to under pressure at easier prices early in this reporting period. As the week progressed the market was steady to the week's decline. Actual average prices this week for steers 400-500 lbs were down \$0.31 from last week on average, 500-600 lbs down \$11.61, 600-700 lbs down \$5.52, 700-800 lbs down \$10.18, 800-900 lbs down \$7.10, 900-1000 lbs down \$5.97 and steers over 1000 lbs averaged \$3.61 below last week on average. Heifers 300-400 lbs averaged \$9.07 below last week, 400-500 lbs up \$4.97, 500-600 lbs down \$8.00, 600-700 lbs down \$10.07, 700-800 lbs down \$0.98, 800-900 lbs down \$0.57 and heifers over 900 lbs averaged \$4.93 below last week on average.

The Quebec Electronic Market this week ranged from \$280.00-\$282.50 dressed, down \$0.99 from last week on average.

The Alberta cash cattle trade was too light this week to establish a price report. Canfax reports: "light trade develop with dressed sales 2.00-5.00 lower than the previous week. US interest was noted but there was little if any price advantage to move cattle south. Tentatively cash to futures basis levels did weaken this week. Some producers are only moving the heavy cattle that need to go while others will carry cattle into next week."

US cash cattle trade the week ending March 3<sup>rd</sup>, was limited to light with business developing in the north Friday afternoon/evening at steady to slightly stronger prices. Trade in the south did not develop until Saturday morning and was also limited to light in volume with prices steady to slightly lower. Live sales ranged from \$130.75-\$137.00 with steers averaging \$135.76 down \$0.26 from the previous week, while heifers averaged \$135.53 down \$0.74 (reported by the USDA Mandatory Price Report). On the rail steers and heifers sold from \$212.00-\$215.00 dressed, with steers averaging \$213.91 up \$0.70 from the previous week, while heifers averaged \$213.98 up \$0.59. This week limited sales in parts of the north on Tuesday were steady at \$214.00 dressed, while a few sales in parts of the south were at \$136.00 live, also steady. At time of reporting, Friday afternoon, trade is light to moderate in the north with prices up around \$6.00 at \$220.00 dressed, with a few sales on a live basis at \$138.00, up around \$2.00. Bids in the south are sitting at \$136.00 live which is steady to slightly higher than last week's weighed average price, but no sales have been reported. With a stronger market in the north and some strength in the cattle futures today, southern feedlots are holding out for higher prices. Asking prices are sitting at \$140.00-\$142.00 live. Trade should develop in the south at any time.