



Weekly Market Information Report for the week ending Thursday, April 7, 2016

The following information is collected from various sources and disseminated by Beef Farmers of Ontario.

ONTARIO DIRECT TO PACKER RAILGRADE CATTLE TRADE

Prices are on a carcass weight basis before grade and weight discounts. Weekly Range:

A Grade Steers No bids/No sales reported
A Grade Heifers No bids/No sales reported

ONTARIO LIVE CATTLE TRADE

Ontario auction sales this week saw weighted average price ranges for:

FED CATTLE	Volume	Price Range	Average	Top	Last Week Avg
Large Frame Steers +1250	157	144.27-163.98	156.58	165.00	162.46
Medium Frame Steers +1250	145	152.38-161.49	157.75	167.00	159.24
Large & Medium Frame Steers +1250	302	150.48-163.41	157.67	167.00	162.42
Large Frame Heifers +1000	144	147.21-163.59	156.98	177.00	163.71
Medium Frame Heifers +1000	118	143.75-165.05	156.89	168.75	157.05
Large & Medium Frame Heifers +1000	262	145.96-164.79	157.23	177.00	162.13
Cows - All Weights	2,286	73.58-97.95	85.74	138.00	87.36
Bulls - All Weights	84	109.13-127.15	118.46	185.68	121.74

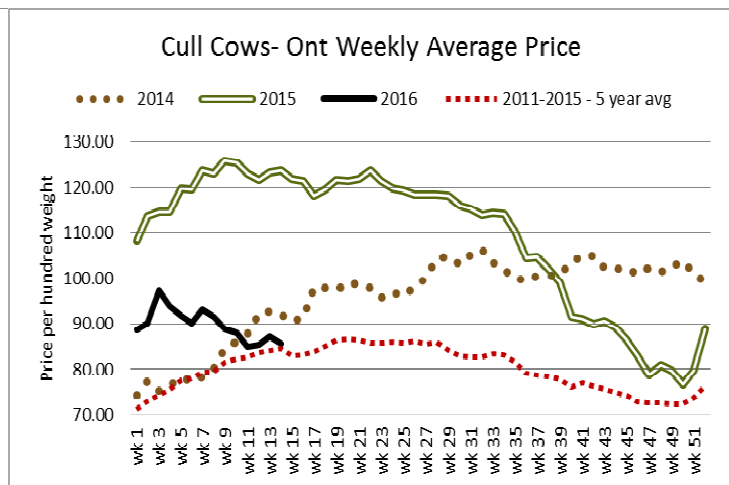
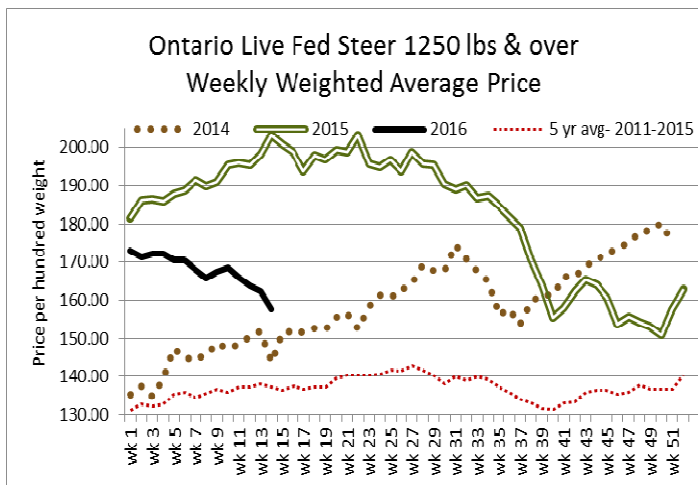
STOCKERS - Large and Medium Frame

STEERS	Volume	Price Range	Average	Top	Last Week Avg
1000+	575	161.85-182.61	170.26	189.00	185.84
900-999	317	171.33-190.15	183.05	206.00	189.34
800-899	211	170.43-196.62	184.07	211.50	182.15
700-799	349	170.10-208.91	192.67	238.00	191.47
600-699	420	172.17-225.76	203.22	269.00	218.11
500-599	354	188.20-250.80	224.15	270.00	218.63
400-499	152	186.95-240.27	212.96	295.00	231.00
-399	45	161.05-277.21	203.29	470.00	227.31

HEIFERS	Volume	Price Range	Average	Top	Last Week Avg
+900	346	163.13-177.65	168.93	188.00	167.07
800-899	246	165.07-185.57	176.99	196.00	167.09
700-799	253	152.52-192.74	179.30	202.00	173.72
600-699	252	152.03-198.39	182.12	222.00	185.84
500-599	245	156.43-214.34	191.95	245.00	197.01
400-499	111	170.43-223.10	201.96	237.99	212.19
300-399	23	162.83-190.57	178.44	280.00	212.83
-299	3	261.67-308.33	285.00	370.00	271.63

At Kawartha Lakes Community Sale Barn: April 2, 2016 –90 cows, 6 bulls, 69 veal, 18 stockers

	Price Range	Average	Top
Cows	64.00-103.49	86.39	103.49
Bulls all weights	114.00-134.25	122.30	134.49
Veal 600 lbs +	101.00-142.99	118.50	142.99
Veal 125-300 lbs	180.00-237.50	206.30	237.50
Veal under 125 lbs	150.00-250.00	230.79	389.99



Denfield Livestock Exchange Inc., April 5, 2016: 198 Fed Cattle, 31 Veal, 6 Bulls, 113 Cows, 108 Drop Calves (\$/hd)

	Price Range	Top		Price Range	Top
Choice steers	170.00-175.00	196.25	Good beef cows	95.00-118.00	124.00
Good steers	165.00-170.00		Good Holstein cows	90.00-100.00	
Choice heifers	165.00-170.00	192.50	D1 & D2 Cows	80.00-90.00	
Good heifers	160.00-164.00		D3 & D4 Cows	70.00-80.00	
Good Holstein veal	100.00-114.00	121.00	Choice drop calves	\$300.00-\$400.00	\$700.00
Plain & heavy veal	90.00-100.00		Good drop calves	\$200.00-\$300.00	
Good beef bulls	120.00-138.00	175.00	Plain & Newborns	\$50.00-\$150.00	
Good Hol bulls	120.00-125.00				

At Renfrew Pontiac Livestock Ltd., April 5, 2016: 13 Replacement Calves (\$/hd), 76 Cows, 3 Bulls

	Price Range	Top
Replacement Calves	\$218.00-\$250.00	\$320.00
Cows D1 & D2	107.00-119.00	124.00
Cows D3	90.00-106.00	
Cows D4	80.00-89.00	
Bulls	123.00-127.60	144.99

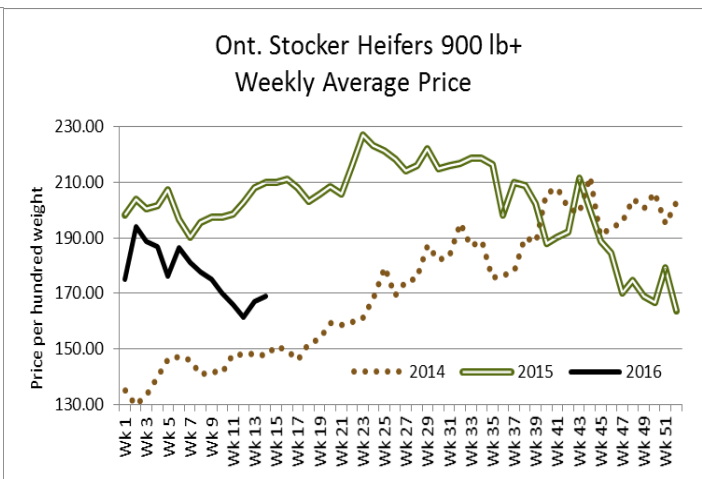
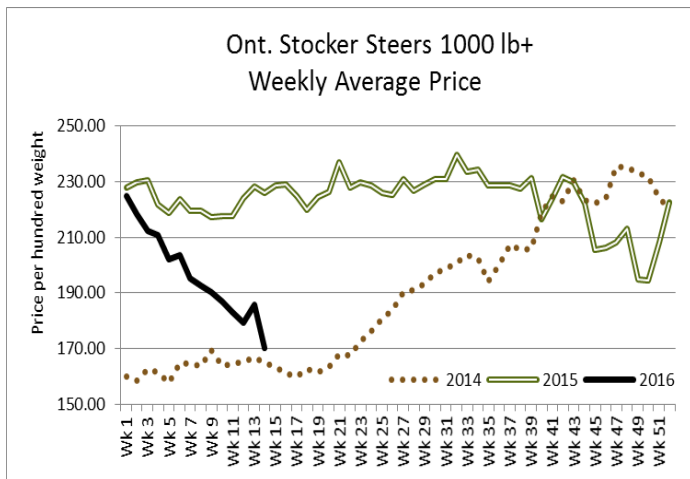
At Aylmer Stockyards Inc.: April 6, 2016– 26 Veal, 162 Cows, 5 Bulls, 24 Fed Cattle, 89 Replacement Calves, 24 Stockers

	Price Range	Avg.	Top
Fed Steers, lg & med frame	126.49-155.00	143.50	155.00
Fed Heifers, dairy & dairy cross	140.50-153.00	145.99	153.00
Cows	56.99-123.30	87.80	134.60
Veal over 600 lbs	107.00-160.00	121.99	160.00
Replacement Calves	\$70.00-\$630.00/hd	\$286.00/hd	

ONTARIO STOCKER & FEEDER TRADE

Stocker sale at **Brussels Livestock: April 1, 2016 – 1,485 stockers**

Steers	Price Range	Average	Top	Heifers	Price Range	Average	Top
1000+ lbs	170.00-187.00	182.71	187.00	+900 lbs	168.50-183.75	174.31	188.00
900-999	176.00-195.00	188.79	206.00	800-899	170.00-196.00	185.42	196.00
800-899	181.50-197.00	188.41	204.00	700-799	175.00-202.00	189.78	202.00
700-799	169.00-204.00	187.47	210.00	600-699	164.00-211.00	189.26	222.00
600-699	171.00-218.00	196.94	238.00	500-599	160.00-217.00	195.26	232.00
500-599	201.00-262.00	229.48	262.00	400-499	170.00-236.00	207.45	236.00
400-499	201.00-248.00	223.63	248.00	300-399	160.00-195.00	181.78	280.00
399-	190.00-316.00	246.22	316.00				



Stocker sale at: **Community Livestock Exchange: April 5, 2016 – 181 Stockers**

Steers	Price Range	Average	Top	Heifers	Price Range	Average	Top
800-899	97.50-191.00	154.10	191.00	600-699	140.00-213.00	193.20	213.00
700-799	118.00-212.50	169.80	212.50	500-599	157.50-233.00	213.89	233.00
600-699	120.00-231.00	194.10	231.00	400-499	155.00-234.00	209.40	234.00
500-599	120.00-244.00	205.10	241.00				
400-499	117.50-246.00	189.90	246.00				

Stocker sale at: **Keady Livestock Market: April 5, 2016 – 542 Stockers**

Steers	Price Range	Average	Top	Heifers	Price Range	Average	Top
900-999	187.00-200.00	195.16	200.00	800-899	183.50-191.50	186.98	191.50
800-899	196.50-211.50	203.58	211.50	700-799	178.00-193.00	189.00	193.00
700-799	206.00-238.00	230.77	238.00	600-699	190.00-209.00	196.54	209.00
600-699	204.00-242.50	224.41	269.00	500-599	185.00-245.00	223.63	245.00
500-599	230.00-270.00	250.47	270.00	400-499	175.00-221.00	206.18	221.00
400-499	255.00-295.00	281.11	295.00	300-399	195.00-245.00	211.67	245.00

Stocker sale at: **Renfrew Pontiac Livestock: April 5, 2016 - 246 Stockers**

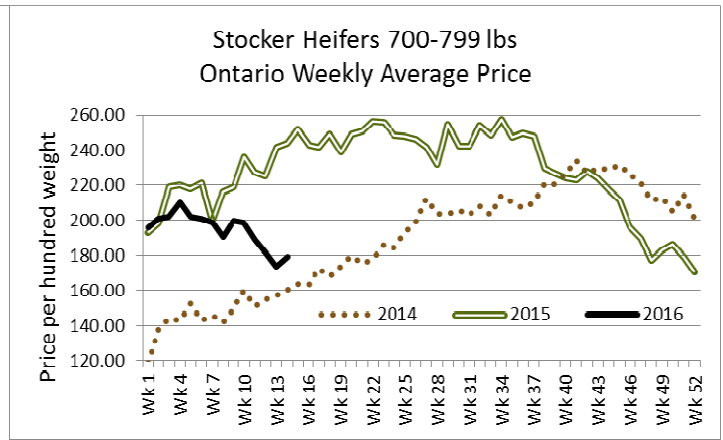
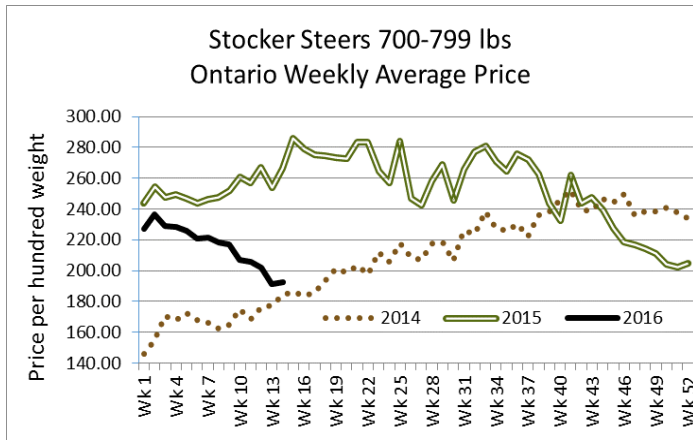
Steers	Price Range	Average	Top	Heifers	Price Range	Average	Top
900-999	122.99-183.00	166.79	183.00	800-899	114.99-164.99	153.29	164.99
800-899	135.00-194.99	177.20	194.99	700-799	105.00-193.99	1782.59	193.99
700-799	155.00-216.00	196.59	216.00	600-699	112.99-198.99	184.40	198.99
600-699	139.99-233.99	207.39	233.99	500-599	180.00-220.00	212.00	220.00
500-599	180.00-239.99	226.10	239.99	400-499	194.99-237.99	209.50	237.99
400-499	180.00-247.50	223.70	247.50				

Stocker sale at **Ontario Livestock Exchange: April 6, 2016 – 629 Stockers**

Steers	Price Range	Average	Top	Heifers	Price Range	Average	Top
1000+	161.00-183.00	169.01	183.00	900+	157.50-158.50	157.71	158.50
900-999	171.00-186.75	179.10	186.75	800-899	143.00-151.00	146.20	151.00
800-899	165.0-181.00	179.00	181.00				

Stocker sale at: **Ontario Livestock Exchange, April 7, 2016 – 108 stockers**

Steers	Price Range	Average	Top	Heifers	Price Range	Average	Top
500-599	145.00-260.00	237.00	260.00	800-899	145.00-160.00	152.38	160.00
400-499	112.00-155.00	123.78	185.00	600-699	145.00-169.00	156.90	169.00
				500-599	168.00-212.50	1980.25	212.50

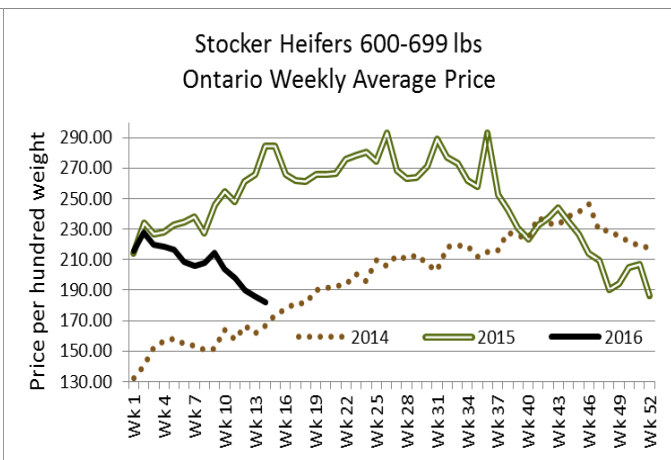
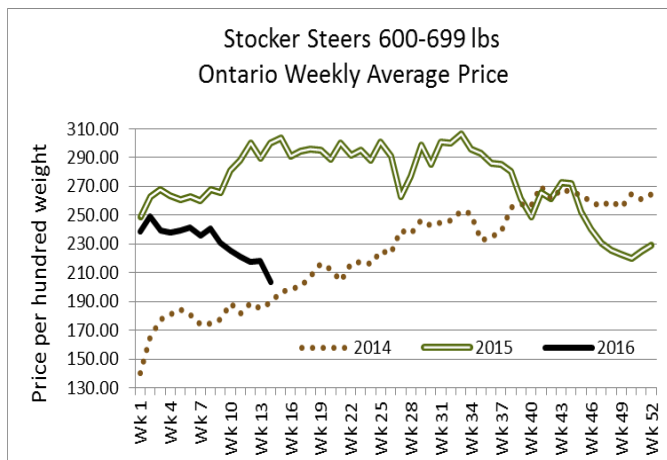


Stocker sale at: **Ontario Stockyards Inc., April 7, 2016 – 480** stockers

Steers	Price Range	Average	Top	Heifers	Price Range	Average	Top
900-999	163.50-175.00	167.19	179.50	800-899	132.00-159.00	147.22	159.00
800-899	150.00-198.00	171.75	198.00	700-799	132.00-189.50	171.28	189.50
700-799	171.00-205.00	187.80	206.00	600-699	140.00-180.00	166.85	186.00
600-699	181.00-235.00	207.59	235.00	500-599	150.00-215.00	188.64	215.00
500-599	187.50-244.00	219.38	244.00	400-499	184.00-222.00	212.27	222.00
400-499	200.00-255.00	223.17	255.00				
399-	140.00-250.00	196.69	250.00				

Stocker sale at: **Ottawa Livestock Exchange, April 7, 2016 – 185** stockers

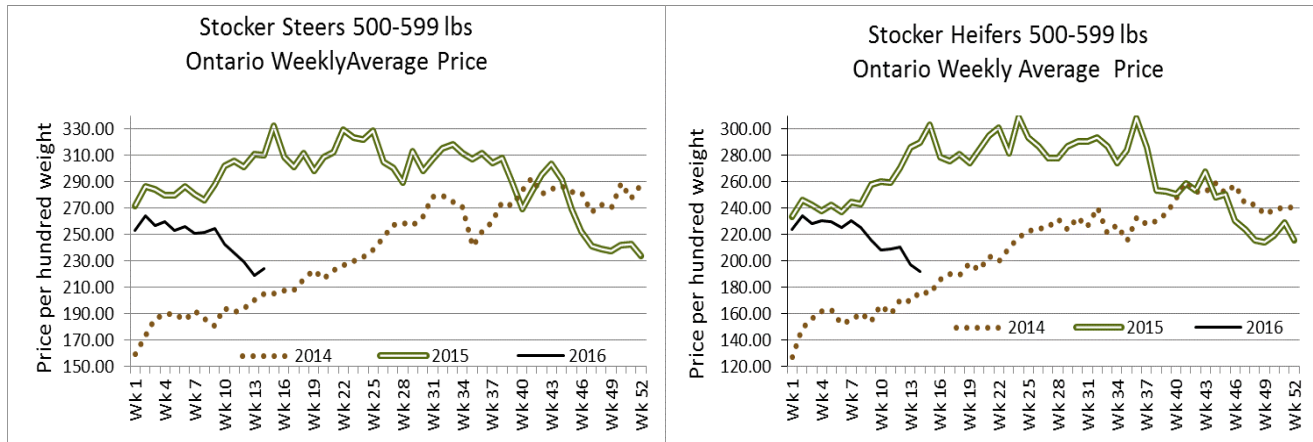
Steers	Price Range	Average	Top	Heifers	Price Range	Average	Top
700-799	160.00-184.00	171.90	184.00	700-799	128.00-150.00	137.14	150.00
600-699	137.00-192.00	168.53	192.00	600-699	137.00-182.00	159.36	182.00
500-599	130.00-200.00	174.36	200.00	500-599	107.00-166.00	136.57	180.00
400-499	119.00-195.00	158.00	200.00	400-499	115.00-155.00	131.33	190.00
399-	115.00-420.00	193.13	470.00				



ONTARIO STOCKER & FEEDER TRADE SPECIAL SALES

Stocker sale at: **Denfield Livestock Exchange - April 2, 2016 – 439** Stockers

Steers	Price Range	Heifers	Price Range
900-999	180.00-195.00	800-899	170.00-194.00
800-899	185.00-210.00	700-799	165.00-190.00
700-799	180.00-210.00	600-699	170.00-198.00
600-699	185.00-234.00	500-599	178.00-270.00
500-599	160.00-225.00		



ONTARIO BRED COW SALES

Ontario Stockyards Inc, April 1, 2016 – 260 Bred cows, 10 Cow/calf pairs (\$ per head)

	Exotic and Exotic X	British and British X
Avg quality bred cows	\$1900-\$2400	\$1800-\$2300
Avg quality cow/calf pairs	\$1700-\$2300	

An average quality offering of cows sold actively at a large crowd!

Kawartha Lakes Community Sale Barn, April 2, 2016 – 36 Bred cows, 23 Cow/calf pair (\$ per head)

	Exotic and Exotic X	British and British X
Top quality bred cows	\$2300-\$3000	N/T
Avg quality bred cows	\$1350-\$2100	N/T
Top quality cow/calf pairs	\$2700-\$3000	N/T
Avg quality cow/calf pairs	\$2000-\$2500	N/T

Bred cows sold on a strong demand.

Denfield Livestock Exchange, April 2, 2016 – 20 Bred cows (\$ per head)

	Exotic and Exotic X	British and British X
Avg quality bred cows	N/T	\$1600-\$2000

ALBERTA DIRECT TRADE

Week Ending Thursday, April 7, 2016

Steers	Live	N/T	Flat rail	276.00-278.00 limited trade
Heifers	Live	N/T	Flat rail	N/T

U.S. TRADE (U.S. funds)

Week Ending Thursday, April 7, 2016

Choice and Select Steers and Heifers:	Live	132.00-137.00
	Rail	210.00-216.00

QUEBEC ELECTRONIC AUCTION MARKET (F.O.B. THE FEEDLOT)

	Price	Change from Last Week
Week Ending Thursday, April 7, 2016	269.75-271.25	-6.81

LIVE CATTLE EXPORTS-ONTARIO

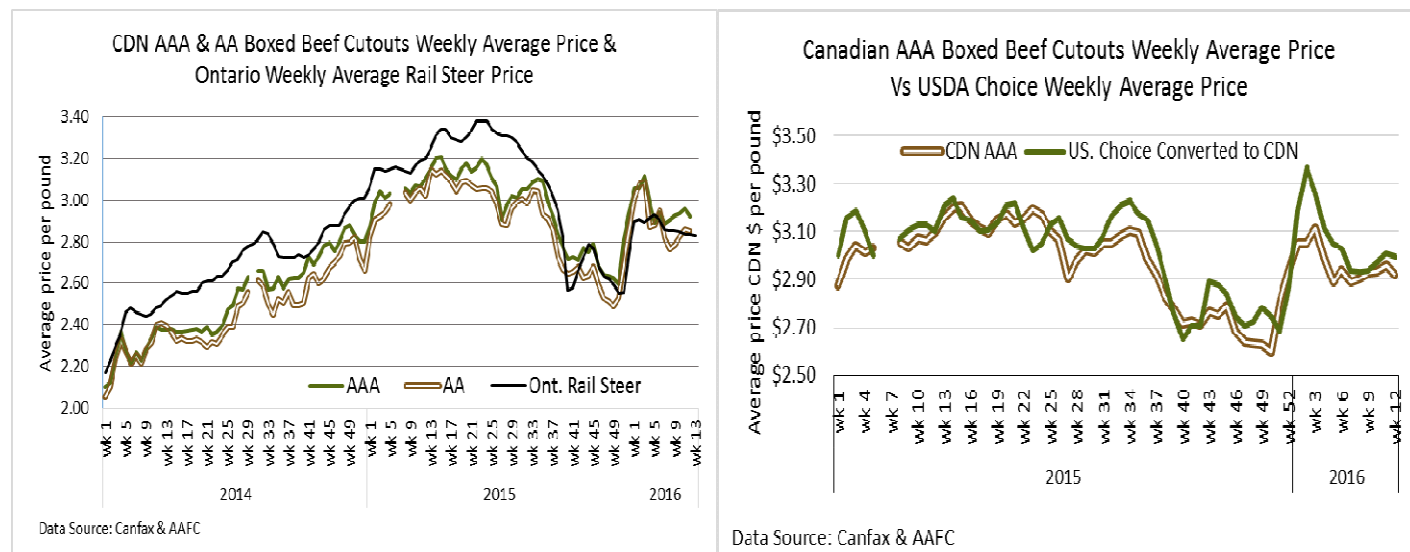
	Week ending Mar 19, 2016	Week ending Mar 12, 2016	Year to Date
Total live slaughter cattle exported from Ontario to the U.S.	4,003	4,040	45,366
Steers & Heifers	1,051	1,219	12,018
Cows	2,685	2,525	29,040
Bulls	267	296	4,308

U.S. BOXED BEEF CUT-OUT VALUES (U.S. funds)

**Choice
600-900
217.07**

**Select
600-900
207.11**

Current Five Day Average:



CANADIAN BOXED BEEF CUT-OUT VALUES

Week Ending	AAA	AA
March 25, 2016	2.9220	2.8491
March 18, 2016	2.9619	2.8629
March 11, 2016	2.9358	2.8253

FEDERALLY INSPECTED CANADIAN KILL

	Week Ending Apr 2, 2016	# of hd Change (Week Ago)	YTD	% Change (Year Ago)
Grand Total	45,241	+2,509	602,981	-3%
Western Slaughter	33,282	+132	456,327	-4%
Eastern Slaughter	11,959	+2,377	146,654	+0%

AVERAGE CARCASS WEIGHTS – CANADA

	Steers	Heifers
Apr 2, 2016	936	850
Mar 26, 2016	936	868
Apr 4, 2015	891	813

USDA ESTIMATED CATTLE KILL

	Week Ending Apr 9, 2016	Previous Week	Year Ago
Grand Total	535,000	542,000	504,000

LIVE CATTLE - CANADA

IMPORTS			EXPORTS		
	Import % change from 2015 YTD			Export % change from 2015 YTD	
Jan 1- Feb 29			Jan 1- Mar 26		
Pure bred	449	+59%	Slaughter steers & heifers	77,700	+41%
Non-pure bred	3,441	-14%	Feeder steers & heifers	54,164	-57%
			Cows & Bulls	64,629	-9%

BEEF EXPORTS - CANADA

United States	<i>Change from last year YTD</i>	Mexico	<i>Change from 2015 YTD</i>
<i>Jan 1 – Feb 29</i>		<i>Jan 1– Feb 29</i>	
Total 39,597 tonnes	+10% or up 3,496 tonnes	2,091 tonnes	-51% or down 2,196 tonnes

BEEF PRODUCTION - CANADA

	<i>Jan 1 – Mar 26</i>	<i>Last Year Same Time</i>	<i>% Change</i>	<i>Change in tonnes YTD</i>
Fed	185,111 tonnes	182,187 tonnes	+2%	+2,924 tonnes
Non-fed	39,222 tonnes	33,424 tonnes	+17%	+5,798 tonnes

BEEF IMPORTS - CANADA

	<i>Jan 1 – Apr 2</i>	<i>Last Year Same Time</i>	<i>% Change</i>	<i>Change in tonnes YTD</i>
United States	28,360 tonnes	29,255 tonnes	-3%	-895 tonnes
Non-NAFTA	21,466 tonnes	19,336 tonnes	+11%	+2,130 tonnes
Total	51,629 tonnes	48,885 tonnes	+6%	+2,744 tonnes

CHICAGO MERCANTILE EXCHANGE

Closing quotes on futures today were as follows:

Live Cattle			Feeder Cattle			Corn		Soybeans		Canadian \$				
<i>\$/cwt US</i>			<i>\$/cwt US</i>			<i>\$/bu US</i>		<i>¢/bu</i>						
Apr	134.37	+1.95	Apr	15.90	+1.75	May	3.622	+0.6	May	9.166	+12.2	Spot	76.98	+0.93
Jun	124.02	+1.80	May	152.85	+3.05	Jul	3.650	+1.0	July	9.250	+12.2	Jun	76.99	+0.96
Aug	119.57	+1.50	Aug	153.92	+2.55	Sep	3.680	+1.0	Aug	9.274	+11.6	Sep	77.00	+0.96
Oct	118.75	+1.05	Sep	152.82	+2.02	Dec	3.750	+0.6	Sep	9.276	+11.4	Dec	77.02	+0.96
Dec	118.82	+1.10	Oct	151.50	+1.47	Mar	3.844	+0.2	Nov	9.306	+11.2	Mar	77.04	+0.96
Feb	118.02	+1.15	Nov	147.77	+1.42	May	3.902	+0.2	Jan	9.352	+11.0	Jun	77.07	+0.95

Beef Farmers of Ontario, 130 Malcolm Road, Guelph, ON N1K 1B1 Phone: (519) 824-0334 Fax: (519) 824-1930 or email: markets@ontariobeef.com

ONTARIO STOCKER & FEEDER TRADE SPECIAL STOCKER SALES

11-Apr	7:00 PM	Maple Hill Auctions Ltd	Spring Stocker Sale
12-Apr	11:00 AM	Ontario Stockyards Inc	Spring All Vaccinated Stocker Sale
13-Apr	11:00 AM	Kawartha Lakes Community Sale Barn	Stocker Sale
16-Apr	11:00 AM	Denfield Livestock Exchange	Spring Stocker & Bred Cow, Cow/Calf Pair Sale
20-Apr	7:00 PM	Kawartha Lakes Community Sale Barn	Bred Cow Sale
22-Apr	9:00 AM	Keady Livestock Market	Spring Stocker Sale
23-Apr	9:00 AM	Rainy River Cattlemen's Sale-Stratton	Spring Stocker Sale- cows, bulls etc
27-Apr	11:00 AM	Aylmer Stockyards Inc	Spring Stocker Sale, After Regular Sale
30-Apr	11:00 AM	Denfield Livestock Exchange	Spring Stocker & Bred Cow, Cow/Calf Pair Sale
3-May	11:00 AM	Ontario Stockyards Inc	Spring All Vaccinated Stocker Sale
4-May	11:00 AM	Kawartha Lakes Community Sale Barn	Peterborough Cattlemens & Victoria Beef Farmers Spring Stocker Sale- 90% Vaccinated.
5-May	10:00 AM	Warton- Grey Bruce Livestock Co-op	Spring Stocker Sale
6-May	11:00 AM	Community Livestock Exchange	Quinte Cattlemen's Sale- 100% Vaccinated.
7-May	10:00 AM	Thessalon- Algoma Co-op Livestock Sales	Spring Stocker Sale

Comments for the week ending April 7, 2016

It was another very tough week in the beef cattle market, in majority of the weights and classes. 564 fed steers and heifers sold through auction markets this week up 56 head from last week but 108 less than last year at this time. Fed steers sold from \$150.48-\$163.41 averaging \$157.67 down \$4.75 from last week and \$45.65 below year ago prices. Fed heifers ranged from \$145.96-\$164.79 averaging \$157.23, down \$4.90 from last week and \$37.82 below year ago prices. Auction market reports started as steady to slightly easier. As the week progressed the market was called under pressure with good quality cattle down \$3.00-\$5.00 with second cut cattle even lower. The week ended off with all classes down \$3.00-\$4.00 cwt.

The Ontario railgrade market was virtually non-existent this week. Since April 1, 2016 there have been no bids or sales reported. Producers report that packers were not interested in procuring cattle this week with some bought out to the end of April, although others were a little more current but still not showing much interest. Carcass weights continue very high as cattle sit in feedlots waiting for the market to improve.

Exports of fed cattle to the US, through Ontario ports, totalled 47,535 head as of March 19, 2016, which is up 5,242 head from the same time in 2015 and 307 more than March 19, 2014. Slaughter steers and heifer volumes are at 12,637 head as of Mar 19, 2016 up from 9,034 on this date in 2015, and up from 8,925 on Mar 19, 2014. Cull cow exports are also up from last year totalling 30,226 head going south through Ontario ports, as of Mar 19, 2016, which is up 662 from last year, but 1,544 less than the same time in 2014. Bull export volumes are up from last year but below 2014 levels at this time.

2,286 cull cows sold through auction markets this week down 316 from last week and 525 more than the same time last year. Cull cows ranged from \$73.58-\$97.95 averaging \$85.74 down \$1.62 from last week and \$38.12 below year ago prices. Auction markets reported trade as steady to easier early in the week, but by week's end the market was barely steady to under pressure with both beef and dairy breeds trading \$3.00-\$4.00 cwt lower.

Larger receipts of replacement cattle came to market this week totalling 3,902 head, up 1,067 head from last week and 29 more than last year at this time. Early week auction market reports saw good quality grass cattle trading steady to slightly stronger, with plainer and fleshier light weights selling under pressure. By week's end the market for lighter cattle was barely steady to softer with some weights down \$7.00 cwt. Yearlings/heavier cattle started this reporting period as active at higher prices. As the week progressed the market was selective with prices from barely steady to easier, and ended the week softer to under pressure with prices down \$5.00-\$7.00 cwt in spots. Actual average prices this week for steers 400-500 lbs were down \$18.04 from last week on average, steers 500-600 lbs were up \$5.52, 600-700 lbs down \$14.89, 700-800 lbs up \$1.20, 800-900 lbs up \$1.92, 900-1000 lbs down \$6.29 and steers over 1000 lbs sold \$15.58 below last week's weighted average price. Heifers 300-400 lbs were down \$34.39 from last week, 400-500 lbs down \$10.23, 500-600 lbs down \$5.06, 600-700 lbs down \$3.72, 700-800 lbs up \$5.58, 800-900 lbs up \$9.90 and heifers over 900 lbs averaged \$1.86 stronger than last week's weighted average price.

The Quebec Electronic Market this week sold from \$269.75-\$271.25 down \$6.81 from last week on average.

The Alberta cash cattle trade was very light on Thursday. Canfax reports: "dressed sales and bids are reported from 276.00-278.00 delivered. Local packer interest in the cash market was mixed with one plant more interested in owning cattle compared to the other. Fed prices continue to hover around annual low levels." Not enough trade was reported to establish a weekly price report.

The U.S. cash cattle trade for the week ending April 1, as reported by the USDA Mandatory Price Report lists live sales from \$130.00-\$136.00 live, with steers averaging \$133.83, down \$2.29 from the previous week on average, while heifers averaged \$134.20 down \$2.02. On the rail trade ranged from \$213.00-\$216.50 with steers averaging \$214.83 dressed down \$2.84 from the previous week on average, while heifers averaged \$214.47 down \$3.28. So far this week some scattered to light trade has been reported on both Tuesday and Wednesday in the north and the south. Business in the south was fully steady at \$133.00 live while deals in the north were \$3.00 lower at \$212.00 dressed. But, on Thursday the market was stronger with deals in the south steady to \$1.00 higher from \$133.00-\$134.00 live, while deals in the north ranged from \$214.00-\$215.00 dressed, which is steady to \$1.00 lower than last week, but \$2.00-\$3.00 higher than earlier this week. Today, bids in the south are at \$134.00 live with no sales reported. A light trade this morning in the north was \$1.00-\$2.00 higher than Thursday at \$216.00 dressed, which is also \$1.00 higher than last week on average. At this point it appears that trade in the south is finished for the week, however there could still be a few sales in the north later this afternoon. Asking prices on the remaining cattle are at \$135.00-\$136.00 live and \$218.00 plus dressed.