



## Weekly Market Information Report for the week ending Thursday, April 14, 2016

The following information is collected from various sources and disseminated by Beef Farmers of Ontario.

### ONTARIO DIRECT TO PACKER RAILGRADE CATTLE TRADE

Prices are on a carcass weight basis before grade and weight discounts. Weekly Range:

|                        |               |
|------------------------|---------------|
| <b>A Grade Steers</b>  | 268.00-275.00 |
| <b>A Grade Heifers</b> | 267.00-274.00 |

### ONTARIO LIVE CATTLE TRADE

Ontario auction sales this week saw weighted average price ranges for:

| <b>FED CATTLE</b>                  | <b>Volume</b> | <b>Price Range</b> | <b>Average</b> | <b>Top</b> | <b>Last Week Avg</b> |
|------------------------------------|---------------|--------------------|----------------|------------|----------------------|
| Large Frame Steers +1250           | 163           | 135.34-158.52      | 149.53         | 165.50     | 156.58               |
| Medium Frame Steers +1250          | 73            | 141.99-161.10      | 152.52         | 165.25     | 157.75               |
| Large & Medium Frame Steers +1250  | 236           | 137.45-159.16      | 150.49         | 165.50     | 157.67               |
| Large Frame Heifers +1000          | 151           | 135.56-161.91      | 151.58         | 181.50     | 156.98               |
| Medium Frame Heifers +1000         | 99            | 127.08-152.57      | 145.68         | 166.00     | 156.89               |
| Large & Medium Frame Heifers +1000 | 250           | 133.67-161.58      | 149.67         | 181.50     | 157.23               |
| Cows - All Weights                 | 2,437         | 73.06-96.60        | 84.38          | 146.00     | 85.74                |
| Bulls - All Weights                | 101           | 101.73-123.66      | 111.96         | 156.00     | 118.46               |

### STOCKERS - Large and Medium Frame

| <b>STEERS</b>  | <b>Volume</b> | <b>Price Range</b> | <b>Average</b> | <b>Top</b> | <b>Last Week Avg</b> |
|----------------|---------------|--------------------|----------------|------------|----------------------|
| <b>1000+</b>   | 823           | 156.81-177.95      | 169.54         | 184.00     | 170.26               |
| <b>900-999</b> | 564           | 168.69-188.03      | 181.06         | 195.00     | 183.05               |
| <b>800-899</b> | 485           | 171.42-297.31      | 186.65         | 217.50     | 184.07               |
| <b>700-799</b> | 519           | 169.21-209.17      | 195.61         | 234.00     | 192.67               |
| <b>600-699</b> | 623           | 182.79-224.53      | 206.69         | 243.00     | 203.22               |
| <b>500-599</b> | 302           | 195.10-237.54      | 218.09         | 265.00     | 224.15               |
| <b>400-499</b> | 127           | 176.17-245.04      | 212.66         | 267.49     | 212.96               |
| <b>-399</b>    | 30            | 146.72-205.80      | 170.88         | 340.00     | 203.29               |

| <b>HEIFERS</b> | <b>Volume</b> | <b>Price Range</b> | <b>Average</b> | <b>Top</b> | <b>Last Week Avg</b> |
|----------------|---------------|--------------------|----------------|------------|----------------------|
| <b>+900</b>    | 306           | 150.17-164.79      | 158.66         | 176.00     | 168.93               |
| <b>800-899</b> | 262           | 158.38-181.34      | 170.81         | 187.50     | 176.99               |
| <b>700-799</b> | 365           | 153.28-179.75      | 168.34         | 237.50     | 179.30               |
| <b>600-699</b> | 443           | 161.95-204.79      | 187.68         | 240.50     | 182.12               |
| <b>500-599</b> | 368           | 171.59-217.15      | 196.85         | 235.00     | 191.95               |
| <b>400-499</b> | 108           | 166.43-211.86      | 187.28         | 260.00     | 201.96               |
| <b>300-399</b> | 17            | 156.32-178.68      | 171.73         | 220.00     | 178.44               |
| <b>-299</b>    | 4             | 168.00-180.50      | 174.25         | 231.99     | 285.00               |

At **Kawartha Lakes Community Sale Barn: April 9, 2016** –121 cows, 14 bulls, 28 veal, 47 stockers

|                           | <b>Price Range</b> | <b>Average</b> | <b>Top</b> |
|---------------------------|--------------------|----------------|------------|
| <b>Cows</b>               | 67.00-105.00       | 84.89          | 105.00     |
| <b>Bulls all weights</b>  | 97.00-121.24       | 112.30         | 125.49     |
| <b>Veal 600 lbs +</b>     | 93.99-112.00       | 103.69         | 112.00     |
| <b>Veal 125-300 lbs</b>   | 169.99-264.99      | 220.40         | 264.99     |
| <b>Veal under 125 lbs</b> | 200.00-370.00      | 279.19         | 370.00     |

At **Denfield Livestock Exchange Inc., April 12, 2016:** 206 Fed Cattle, 19 Veal, 5 Bulls, 126 Cows, 138 Drop Calves (\$/hd)

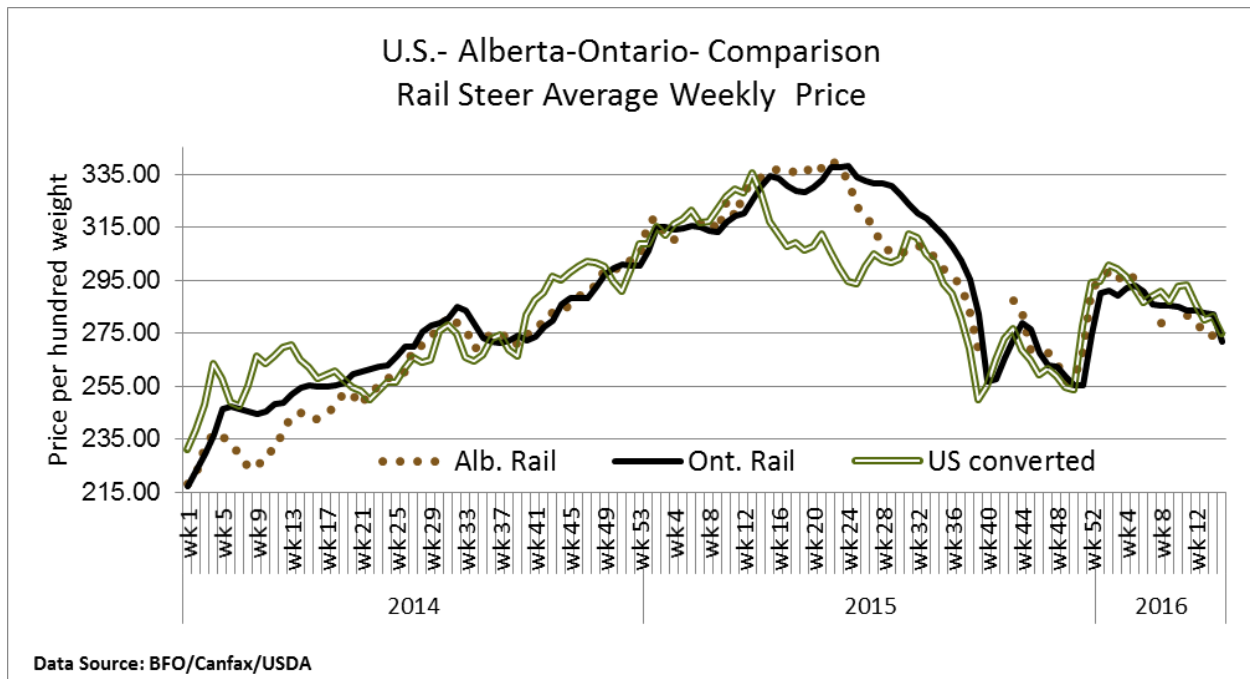
|                    | Price Range   | Top    |                    | Price Range       | Top      |
|--------------------|---------------|--------|--------------------|-------------------|----------|
| Choice steers      | 160.00-165.00 | 187.50 | Good beef cows     | 85.00-100.00      | 110.00   |
| Good steers        | 156.00-160.00 |        | Good Holstein cows | 85.00-92.00       |          |
| Choice heifers     | 158.00-163.00 | 173.50 | D1 & D2 Cows       | 75.00-85.00       |          |
| Good heifers       | 153.00-157.00 |        | D3 & D4 Cows       | 65.00-75.00       |          |
| Good Holstein veal | 110.00-115.00 | 118.00 | Choice drop calves | \$300.00-\$400.00 | \$740.00 |
| Plain & heavy veal | 100.00-110.00 |        | Good drop calves   | \$200.00-\$300.00 |          |
| Good beef bulls    | 103.00-122.00 |        | Plain & Newborns   | \$100.00-\$200.00 |          |
| Good Hol bulls     | 114.00-121.00 |        |                    |                   |          |

At **Renfrew Pontiac Livestock Ltd., April 12, 2016:** 13 Replacement Calves (\$/hd), 73 Cows, 11 Bulls

|                    | Price Range       | Top    |
|--------------------|-------------------|--------|
| Replacement Calves | \$210.00-\$240.00 |        |
| Cows D1 & D2       | 104.00-118.00     | 125.00 |
| Cows D3            | 90.00-104.00      |        |
| Cows D4            | 80.00-89.00       |        |
| Bulls              | 114.00-123.00     | 140.00 |

At **Aylmer Stockyards Inc.: April 13, 2016–** 41 Veal, 154 Cows, 2 Bulls, 16 Fed Cattle, 89 Replacement Calves, 12 Stockers

|                                  | Price Range         | Avg.        | Top    |
|----------------------------------|---------------------|-------------|--------|
| Fed Heifers, dairy & dairy cross | 70.99-133.00        | 111.49      | 133.00 |
| Cows                             | 57.49-115.50        | 87.50       | 115.50 |
| Veal over 600 lbs                | 90.00-137.00        | 116.79      | 137.00 |
| Replacement Calves               | \$75.00-\$660.00/hd | \$278.00/hd |        |



Data Source: BFO/Canfax/USDA

*This week the US cash cattle trade was fully steady to last week on average. However, when converted to CDN dollars the market appears easier due to the loonie gaining strength.*

**ONTARIO STOCKER & FEEDER TRADE**Stocker sale at **Brussels Livestock: April 8, 2016 – 1,164** stockers

| <i>Steers</i>    | <i>Price Range</i> | <i>Average</i> | <i>Top</i> | <i>Heifers</i>  | <i>Price Range</i> | <i>Average</i> | <i>Top</i> |
|------------------|--------------------|----------------|------------|-----------------|--------------------|----------------|------------|
| <b>1000+ lbs</b> | 164.00-177.00      | 170.89         | 177.00     | <b>+900 lbs</b> | 150.50-166.00      | 159.30         | 176.00     |
| <b>900-999</b>   | 175.00-195.00      | 182.97         | 195.00     | <b>800-899</b>  | 159.00-185.00      | 170.68         | 185.00     |
| <b>800-899</b>   | 179.00-196.00      | 188.92         | 196.00     | <b>700-799</b>  | 161.00-187.00      | 174.37         | 187.00     |
| <b>700-799</b>   | 164.00-196.00      | 187.28         | 210.00     | <b>600-699</b>  | 156.00-201.00      | 182.88         | 201.00     |
| <b>600-699</b>   | 170.00-204.00      | 189.52         | 229.00     | <b>500-599</b>  | 184.00-221.00      | 203.49         | 235.00     |
| <b>500-599</b>   | 195.00-233.00      | 211.24         | 233.00     | <b>400-499</b>  | 145.00-195.00      | 166.55         | 205.00     |
| <b>400-499</b>   | 115.00-230.00      | 180.85         | 245.00     | <b>300-399</b>  | 120.00-180.00      | 163.80         | 180.00     |
| <b>399-</b>      | 137.00-200.00      | 158.44         | 200.00     |                 |                    |                |            |

Stocker sale at: **Community Livestock Exchange: April 12, 2016 – 79** Stockers

| <i>Steers</i>  | <i>Price Range</i> | <i>Average</i> | <i>Top</i> | <i>Heifers</i> | <i>Price Range</i> | <i>Average</i> | <i>Top</i> |
|----------------|--------------------|----------------|------------|----------------|--------------------|----------------|------------|
| <b>700-799</b> | 96.00-191.00       | 140.60         | 191.00     | <b>500-599</b> | 180.00-217.00      | 199.50         | 217.00     |
| <b>600-699</b> | 112.50-220.00      | 175.00         | 220.00     |                |                    |                |            |
| <b>500-599</b> | 140.00-200.00      | 179.10         | 200.00     |                |                    |                |            |
| <b>400-499</b> | 182.50-230.00      | 214.29         | 230.00     |                |                    |                |            |

Stocker sale at: **Keady Livestock Market: April 12, 2016 – 383** Stockers

| <i>Steers</i>  | <i>Price Range</i> | <i>Average</i> | <i>Top</i> | <i>Heifers</i> | <i>Price Range</i> | <i>Average</i> | <i>Top</i> |
|----------------|--------------------|----------------|------------|----------------|--------------------|----------------|------------|
| <b>800-899</b> | 164.00-191.00      | 182.52         | 191.00     | <b>900+</b>    | 149.00-160.00      | 155.60         | 160.00     |
| <b>700-799</b> | 170.00-212.50      | 192.47         | 228.00     | <b>800-899</b> | 160.00-187.50      | 170.48         | 187.50     |
| <b>600-699</b> | 216.00-237.00      | 235.15         | 237.00     | <b>700-799</b> | 125.00-183.00      | 159.06         | 183.00     |
| <b>500-599</b> | 210.00-239.00      | 228.16         | 239.00     | <b>600-699</b> | 178.00-195.00      | 186.63         | 195.00     |
| <b>400-499</b> | 210.00-245.00      | 228.75         | 245.00     | <b>500-599</b> | 185.00-210.00      | 194.83         | 210.00     |

Stocker sale at: **Renfrew Pontiac Livestock: April 12, 2016 - 139** Stockers

| <i>Steers</i>  | <i>Price Range</i> | <i>Average</i> | <i>Top</i> | <i>Heifers</i> | <i>Price Range</i> | <i>Average</i> | <i>Top</i> |
|----------------|--------------------|----------------|------------|----------------|--------------------|----------------|------------|
| <b>800-899</b> | 102.49-157.49      | 125.80         | 157.49     | <b>800-899</b> | 87.50-162.50       | 145.59         | 162.50     |
| <b>700-799</b> | 125.00-189.99      | 171.99         | 189.99     | <b>700-799</b> | 112.50-151.00      | 134.40         | 151.00     |
| <b>600-699</b> | 144.99-204.99      | 184.69         | 204.99     | <b>600-699</b> | 132.49-188.99      | 172.19         | 188.99     |
| <b>500-599</b> | 150.00-204.00      | 177.89         | 204.00     | <b>500-599</b> | 130.00-196.99      | 170.90         | 196.99     |
|                |                    |                |            | <b>400-499</b> | 162.50-182.49      | 167.30         | 182.49     |

Stocker sale at **Ontario Livestock Exchange: April 13, 2016 – 759** Stockers

| <i>Steers</i>  | <i>Price Range</i> | <i>Average</i> | <i>Top</i> | <i>Heifers</i> | <i>Price Range</i> | <i>Average</i> | <i>Top</i> |
|----------------|--------------------|----------------|------------|----------------|--------------------|----------------|------------|
| <b>1000+</b>   | 161.00-178.00      | 168.51         | 178.00     | <b>900+</b>    | N/T                |                |            |
| <b>900-999</b> | 169.00-180.00      | 173.02         | 180.00     |                |                    |                |            |
| <b>800-899</b> | 170.00-181.50      | 178.55         | 181.50     |                |                    |                |            |
| <b>700-799</b> | 187.50-191.00      | 188.67         | 191.00     |                |                    |                |            |

Stocker sale at: **Ontario Livestock Exchange, April 14, 2016 – 157** stockers

| <i>Steers</i>  | <i>Price Range</i> | <i>Average</i> | <i>Top</i> | <i>Heifers</i> | <i>Price Range</i> | <i>Average</i> | <i>Top</i> |
|----------------|--------------------|----------------|------------|----------------|--------------------|----------------|------------|
| <b>800-899</b> | 150.00-182.50      | 168.04         | 182.50     | <b>700-799</b> | 137.50-157.50      | 147.06         | 157.50     |
| <b>700-799</b> | 126.00-175.00      | 144.00         | 175.00     | <b>600-699</b> | 126.00-181.00      | 157.67         | 181.00     |
| <b>600-699</b> | 161.00-232.50      | 188.62         | 232.50     | <b>500-599</b> | 171.00-202.50      | 189.90         | 202.50     |

Stocker sale at: **Ontario Stockyards Inc., April 14, 2016 – 382** stockers

| <b>Steers</b>  | <b>Price Range</b> | <b>Average</b> | <b>Top</b> | <b>Heifers</b> | <b>Price Range</b> | <b>Average</b> | <b>Top</b> |
|----------------|--------------------|----------------|------------|----------------|--------------------|----------------|------------|
| <b>1000+</b>   | 131.00-144.00      | 138.67         | 150.00     | <b>900+</b>    | 140.00-146.50      | 142.92         | 146.50     |
| <b>900-999</b> | 136.00-150.00      | 141.01         | 177.50     | <b>800-899</b> | 147.00-150.00      | 148.94         | 150.00     |
| <b>800-899</b> | 157.00-196.50      | 179.70         | 196.50     | <b>700-799</b> | 150.00-183.25      | 165.98         | 183.25     |
| <b>700-799</b> | 185.00-205.50      | 193.51         | 215.00     | <b>600-699</b> | 152.50-206.00      | 189.67         | 206.00     |
| <b>600-699</b> | 188.00-239.00      | 210.96         | 243.00     | <b>500-599</b> | 155.00-190.00      | 169.07         | 220.00     |
| <b>500-599</b> | 197.00-238.00      | 217.89         | 243.00     | <b>400-499</b> | 137.00-206.00      | 163.35         | 250.00     |
| <b>400-499</b> | 190.00-234.00      | 202.96         | 249.00     |                |                    |                |            |

Stocker sale at: **Ottawa Livestock Exchange, April 14, 2016 – 94** stockers

| <b>Steers</b>  | <b>Price Range</b> | <b>Average</b> | <b>Top</b> | <b>Heifers</b> | <b>Price Range</b> | <b>Average</b> | <b>Top</b> |
|----------------|--------------------|----------------|------------|----------------|--------------------|----------------|------------|
| <b>600-699</b> | 145.00-200.00      | 176.77         | 200.00     | <b>700-799</b> | 117.00-139.00      | 129.90         | 161.00     |
| <b>500-599</b> | 95.00-190.00       | 161.33         | 236.00     | <b>600-699</b> | 122.00-167.00      | 145.80         | 167.00     |
| <b>400-499</b> | 94.00-215.00       | 149.88         | 235.00     | <b>500-599</b> | 142.00-220.00      | 178.82         | 222.00     |
|                |                    |                |            | <b>400-499</b> | 210.00-235.00      | 223.00         | 235.00     |

### **ONTARIO STOCKER & FEEDER TRADE SPECIAL SALES**

Stocker sale at **Maple Hills Auctions Ltd.: 329** stockers

| <b>Steers</b>  | <b>Price Range</b> | <b>Average</b> | <b>Top</b> | <b>Heifers</b> | <b>Price Range</b> | <b>Average</b> | <b>Top</b> |
|----------------|--------------------|----------------|------------|----------------|--------------------|----------------|------------|
| <b>1000+</b>   | 183.25-31 hd       |                |            | <b>900+</b>    | 175.00-30 hd       |                |            |
| <b>900-999</b> | 185.50-194.00      | 191.68         | 194.00     | <b>800-899</b> | 183.25-39 hd       |                |            |
| <b>800-899</b> | 194.25-51 hd       |                |            | <b>700-799</b> | 185.00-12 hd       |                |            |
| <b>700-799</b> | 195.50-11 hd       |                |            |                |                    |                |            |
| <b>600-69</b>  | 221.00-241.50      | 234.05         | 241.50     |                |                    |                |            |

Stocker sale at **Ontario Stockyards Inc, April 12, 2015- 1,231** stockers

| <b>Steers</b>  | <b>Price Range</b> | <b>Average</b> | <b>Top</b> | <b>Heifers</b> | <b>Price Range</b> | <b>Average</b> | <b>Top</b> |
|----------------|--------------------|----------------|------------|----------------|--------------------|----------------|------------|
| <b>1000+</b>   | 149.00-175.00      | 165.57         | 183.00     | <b>900+</b>    | 158.00-174.00      | 169.23         | 174.00     |
| <b>900-999</b> | 183.00-190.00      | 187.85         | 190.00     | <b>800-899</b> | 166.00-185.50      | 179.30         | 185.50     |
| <b>800-899</b> | 185.00-205.50      | 194.24         | 217.50     | <b>700-799</b> | 170.00-186.50      | 180.72         | 237.50     |
| <b>700-799</b> | 189.50-217.50      | 206.93         | 234.00     | <b>600-699</b> | 177.00-217.00      | 197.33         | 240.50     |
| <b>600-699</b> | 211.00-240.25      | 227.36         | 242.50     | <b>500-599</b> | 185.00-222.50      | 200.87         | 232.50     |
| <b>500-599</b> | 209.00-245.50      | 230.30         | 247.00     | <b>400-499</b> | 200.00-222.50      | 212.44         | 222.50     |
| <b>400-499</b> | 190.00-259.00      | 218.75         | 262.00     | <b>300-399</b> | 190.00-200.00      | 195.58         | 200.00     |
| <b>399-</b>    | 190.00-200.00      | 194.72         | 220.00     |                |                    |                |            |

All vaccinated sale today saw a good active sale with prices fully steady.

Stocker sale at **Kawartha Lakes Community Sale Barn, April 13, 2016- 615** stockers

| <b>Steers</b>  | <b>Price Range</b> | <b>Average</b> | <b>Top</b> | <b>Heifers</b> | <b>Price Range</b> | <b>Average</b> | <b>Top</b> |
|----------------|--------------------|----------------|------------|----------------|--------------------|----------------|------------|
| <b>1000+</b>   | 121.99-184.00      | 177.20         | 184.00     | <b>800-899</b> | 161.00-179.00      | 166.19         | 179.00     |
| <b>900-999</b> | 142.99-187.99      | 180.40         | 187.99     | <b>700-799</b> | 126.00-175.00      | 155.80         | 175.00     |
| <b>800-899</b> | 147.50-204.00      | 187.29         | 204.00     | <b>600-699</b> | 130.00-210.00      | 184.29         | 210.00     |
| <b>700-799</b> | 125.00-218.00      | 202.99         | 218.00     | <b>500-599</b> | 144.99-231.99      | 213.39         | 231.99     |
| <b>600-699</b> | 164.99-239.00      | 213.79         | 239.00     | <b>400-499</b> | 164.99-260.00      | 214.50         | 260.00     |
| <b>500-599</b> | 210.99-253.50      | 232.90         | 253.50     |                |                    |                |            |
| <b>400-499</b> | 180.00-267.49      | 245.50         | 267.49     |                |                    |                |            |
| <b>399-</b>    | 152.49-235.00      | 199.39         | 235.00     |                |                    |                |            |

A good offering of replacement cattle sold actively at slightly higher prices. Grass types sold at a premium

**ALBERTA DIRECT TRADE**

Week Ending Thursday, April 14, 2016

|                |      |     |           |               |
|----------------|------|-----|-----------|---------------|
| <b>Steers</b>  | Live | N/T | Flat rail | 277.00-280.50 |
| <b>Heifers</b> | Live | N/T | Flat rail | 276.50-277.25 |

**U.S. TRADE (U.S. funds)**

Week Ending Thursday, April 14, 2016

|  |      |               |
|--|------|---------------|
| <b>Choice and Select Steers and Heifers:</b> | Live | 131.00-136.00 |
|  | Rail | 210.00-216.00 |

**QUEBEC ELECTRONIC AUCTION MARKET (F.O.B. THE FEEDLOT)**

|                                      |               |                              |
|--------------------------------------|---------------|------------------------------|
|                                      | <b>Price</b>  | <b>Change from Last Week</b> |
| Week Ending Thursday, April 14, 2016 | 262.75-267.00 | -5.81                        |

**LIVE CATTLE EXPORTS-ONTARIO**

**Week ending Mar 26, 2016    Week ending Mar 19, 2016**

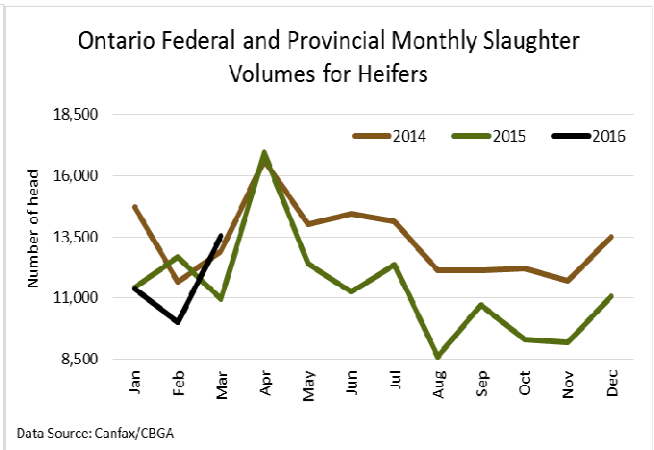
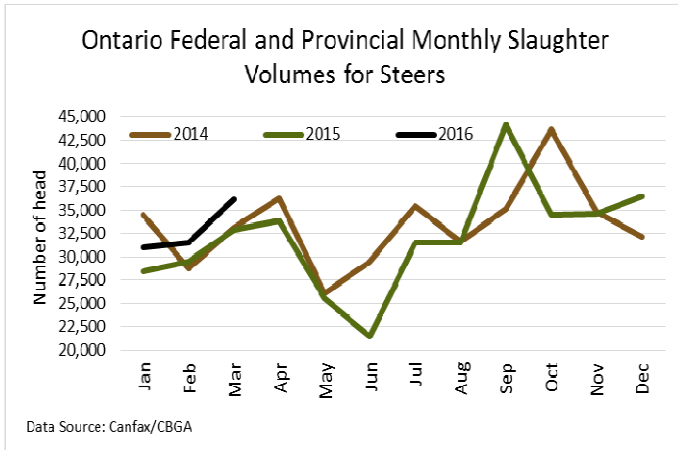
|  |              |              |
|--|--------------|--------------|
| <b>Total live slaughter cattle exported from Ontario to the U.S.</b> | <b>3,941</b> | <b>4,003</b> |
| <b>Steers &amp; Heifers</b>  | 910          | 1,051        |
| <b>Cows</b>  | 2,641        | 2,685        |
| <b>Bulls</b>   | 390          | 267          |

**U.S. BOXED BEEF CUT-OUT VALUES (U.S. funds cwt)**

|                                  |                |                |
|----------------------------------|----------------|----------------|
|                                  | <b>Choice</b>  | <b>Select</b>  |
|                                  | <b>600-900</b> | <b>600-900</b> |
| <b>Current Five Day Average:</b> | 219.44         | 209.86         |

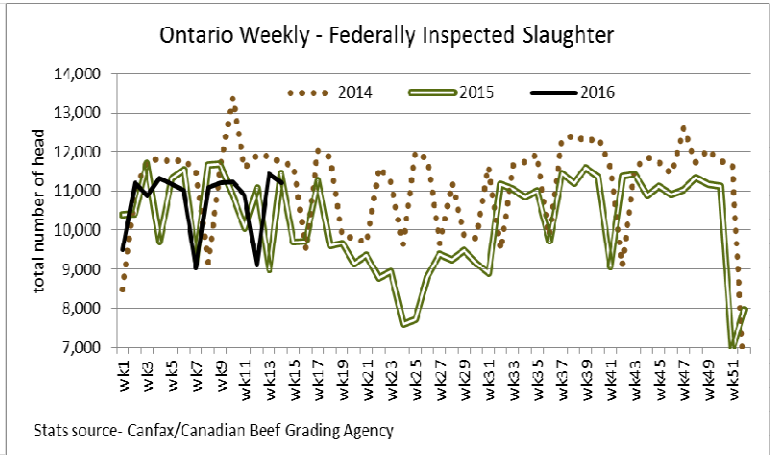
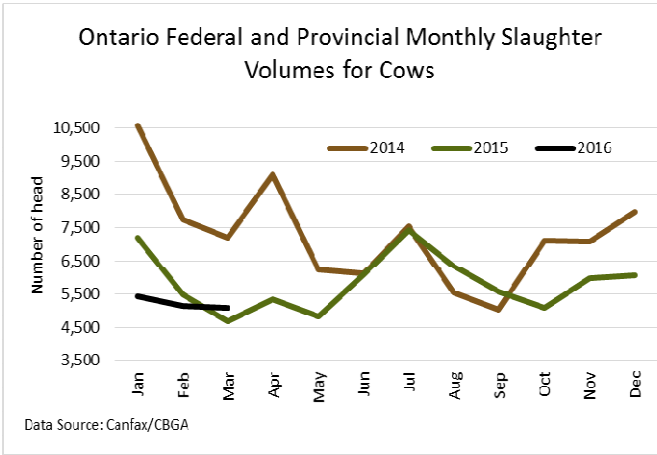
**CANADIAN BOXED BEEF CUT-OUT VALUES / LB**

|                    |            |           |
|--------------------|------------|-----------|
| <b>Week Ending</b> | <b>AAA</b> | <b>AA</b> |
| April 1, 2016      | 2.8375     | 2.7462    |
| March 25, 2016     | 2.9220     | 2.8491    |
| March 18, 2016     | 2.9619     | 2.8629    |



**FEDERALLY INSPECTED CANADIAN KILL**

|                          | <b>Week Ending</b>  | <b># of hd Change</b> | <b>YTD</b>     | <b>% Change</b>   |
|--------------------------|---------------------|-----------------------|----------------|-------------------|
|                          | <b>Apr 2, 2016</b>  | <b>(Week Ago)</b>     |                | <b>(Year Ago)</b> |
| <b>Grand Total</b>       | <b>47,573</b>       | <b>+2,332</b>         | <b>602,981</b> | <b>-3%</b>        |
| <b>Western Slaughter</b> | <b>33,28235,663</b> | <b>+2,381</b>         | <b>456,327</b> | <b>-5%</b>        |
| <b>Eastern Slaughter</b> | <b>11,910</b>       | <b>-49</b>            | <b>146,654</b> | <b>+0%</b>        |



### AVERAGE CARCASS WEIGHTS – CANADA

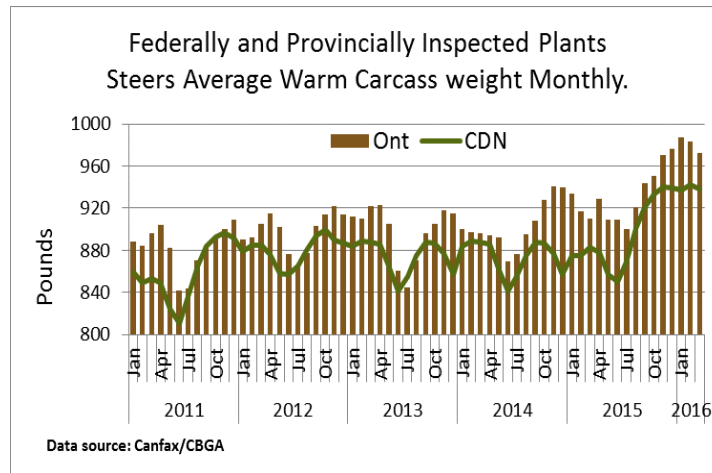
Apr 9, 2016  
Apr 2, 2016  
Apr 11, 2015

**Steers**

**Heifers**

942  
936  
881

862  
850  
819



### USDA ESTIMATED CATTLE KILL

|                    | <b>Week Ending</b><br><b>Apr 16, 2016</b> | <b>Previous Week</b> | <b>Year Ago</b> |
|--------------------|---|----------------------|-----------------|
| <b>Grand Total</b> | 548,000                                   | 535,000              | 537,000         |

### LIVE CATTLE - CANADA

| <b>IMPORTS</b>       |       | <b>Import % change from 2015 YTD</b> | <b>EXPORTS</b>             |        | <b>Export % change from 2015 YTD</b> |
|----------------------|-------|--------------------------------------|----------------------------|--------|--------------------------------------|
| <i>Jan 1- Feb 29</i> |       |                                      | <i>Jan 1- Apr 2</i>        |        |                                      |
| Pure bred            | 449   | +59%                                 | Slaughter steers & heifers | 83,420 | +34%                                 |
| Non-pure bred        | 3,441 | -14%                                 | Feeder steers & heifers    | 61,532 | -57%                                 |
|                      |       |                                      | Cows & Bulls               | 68,847 | -9%                                  |

### BEEF EXPORTS - CANADA

| <b>United States</b>  | <b>Change from last year YTD</b> | <b>Mexico</b>           | <b>Change from 2015 YTD</b> |
|-----------------------|----------------------------------|-------------------------|-----------------------------|
| <i>Jan 1 – Feb 29</i> |                                  | <i>Jan 1 – Feb 29</i>   |                             |
| Total                 | 39,597 tonnes                    | +10% or up 3,496 tonnes | -51% or down 2,196 tonnes   |

### BEEF PRODUCTION - CANADA

|         | Jan 1 – Apr 9  | Last Year Same Time | % Change | Change in tonnes YTD |
|---------|----------------|---------------------|----------|----------------------|
| Fed     | 217,759 tonnes | 212,184 tonnes      | +3%      | +5,575 tonnes        |
| Non-fed | 43,919 tonnes  | 36,985 tonnes       | +9%      | +6,934 tonnes        |

### BEEF IMPORTS - CANADA

|               | Jan 1 – Apr 9 | Last Year Same Time | % Change | Change in tonnes YTD |
|---------------|---------------|---------------------|----------|----------------------|
| United States | 30,266 tonnes | 31,084 tonnes       | -3%      | -818 tonnes          |
| Non-NAFTA     | 23,062 tonnes | 21,195 tonnes       | +9%      | +1,867 tonnes        |
| Total         | 55,493 tonnes | 52,691 tonnes       | +%       | +2,802 tonnes        |

### CHICAGO MERCANTILE EXCHANGE

Closing quotes on futures today were as follows:

| Live Cattle |              | Feeder Cattle |              | Corn     |            | Soybeans |            | Canadian \$ |             |
|-------------|--------------|---------------|--------------|----------|------------|----------|------------|-------------|-------------|
| \$/cwt US   |              | \$/cwt US     |              | \$/bu US |            | \$/bu US |            |             |             |
| Apr         | 131.47 -0.27 | Apr           | 155.07 +0.15 | May      | 3.784 +4.4 | May      | 9.560 +8.0 | Spot        | 77.90 +0.09 |
| Jun         | 122.17 +0.42 | May           | 150.55 +0.62 | Jul      | 3.820 +4.0 | July     | 9.642 +8.0 | Jun         | 77.89 +0.08 |
| Aug         | 118.02 +0.62 | Aug           | 151.62 +0.65 | Sep      | 3.822 +2.6 | Aug      | 9.656 +7.6 | Sep         | 77.90 +0.08 |
| Oct         | 118.07 +0.87 | Sep           | 150.40 +0.55 | Dec      | 3.882 +2.6 | Sep      | 9.646 +7.4 | Dec         | 77.91 +0.08 |
| Dec         | 118.15 +0.97 | Oct           | 148.87 +0.37 | Mar      | 3.970 +2.4 | Nov      | 9.664 +7.2 | Mar         | 77.93 +0.08 |
| Feb         | 117.22 +0.95 | Nov           | 144.52 +0.25 | May      | 4.022 +2.4 | Jan      | 9.692 +6.6 | Jun         | 77.97 +0.08 |

Beef Farmers of Ontario, 130 Malcolm Road, Guelph, ON N1K 1B1 Phone: (519) 824-0334 Fax: (519) 824-1930 or email: [markets@ontariobeef.com](mailto:markets@ontariobeef.com)

### ONTARIO STOCKER & FEEDER TRADE SPECIAL STOCKER SALES

|        |          |   |  |
|--------|----------|---|--|
| 16-Apr | 11:00 AM | Denfield Livestock Exchange             | Spring Stocker & Bred Cow, Cow/Calf Pair Sale  |
| 20-Apr | 7:00 PM  | Kawartha Lakes Community Sale Barn      | Bred Cow Sale  |
| 22-Apr | 9:00 AM  | Keady Livestock Market                  | Spring Stocker Sale  |
| 23-Apr | 9:00 AM  | Rainy River Cattlemen's Sale-Stratton   | Spring Stocker Sale- cows, bulls etc   |
| 25-Apr | 7:00 PM  | Maple Hill Auctions Ltd                 | Stocker Sale   |
| 27-Apr | 11:00 AM | Aylmer Stockyards Inc                   | Spring Stocker Sale, After Regular Sale  |
| 30-Apr | 11:00 AM | Denfield Livestock Exchange             | Spring Stocker & Bred Cow, Cow/Calf Pair Sale  |
| 3-May  | 11:00 AM | Ontario Stockyards Inc                  | Spring All Vaccinated Stocker Sale   |
| 4-May  | 11:00 AM | Kawartha Lakes Community Sale Barn      | Peterborough Cattlemen's & Victoria Beef Farmers Spring Stocker Sale- 90% Vaccinated |
| 5-May  | 10:00 AM | Wiarthon- Grey Bruce Livestock Co-op    | Spring Stocker Sale  |
| 6-May  | 11:00 AM | Community Livestock Exchange            | Quinte Cattlemen's Sale- 100% Vaccinated.  |
| 7-May  | 10:00 AM | Thessalon- Algoma Co-op Livestock Sales | Spring Stocker Sale  |

### Comments for the week ending April 14, 2016

The fed cattle market continued under pressure again this week with just 486 fed steers and heifers sold through auction markets, down 78 head from last week and 236 less than the same time last year. Fed steers sold from \$137.45-\$159.16 averaging \$150.49 down \$7.18 from last week on average, and \$50.21 below this time last year. Fed heifers traded from \$133.67-\$161.58 averaging \$149.67 down \$7.56 from last week and \$47.86 below year ago prices. Auction market reports early this week saw a selective demand with prices described as under pressure to lower. As the week progressed, medium quality and heavier cattle were under pressure at easier prices, with a few fancy lots selling steady at a premium. By week's end the market was down another \$2.00-\$3.00 cwt.

The Ontario railgrade market saw prices decline as the week progressed. Steers were reported from \$271.00-\$275.00 dressed on Monday, but by Wednesday the market had pulled back to \$268.00-\$273.00, with delivery anywhere from next week to the second week in May. Heifers were the same with prices starting out at \$270.00-\$274.00 dressed, down to \$267.00-\$272.00 by Wednesday. This week's average price was \$271.75 down \$11.00 from two weeks ago (as there was no price last week) and \$62.50 below year ago prices. Last year the market topped out the week ending June 18, 2015.

Ontario Federally Inspected slaughter volumes as of April 9, 2016 totalled 150,345 head which is up 264 head from April 9, 2015, but down 9,093 head from April 9, 2014.

There were 2,437 cull cows sold through auction markets this week up 151 from last week and 610 more than this time last year. Cull cows sold from \$73.06-\$96.60 averaging \$84.38 down \$1.36 from last week on average, and \$37.68 below this time last year. Auction markets reported trade as steady on good demand, until mid-week when prices were about steady to slightly lower.

Larger volumes of replacement cattle sold on a mixed demand, with 5,346 head sold up 1,444 from last week, but 1,984 below last year at this time. As of April 14, 2016 there have been 55,427 replacement cattle sold through auction markets, which is down 3,886 head from this time in 2015 and 2,569 less than the same time in 2014. Auction markets reported trade as active. All weights and classes of cattle started out the week as steady to slightly lower. As the week progressed good quality cattle went from slightly easier to steady with a couple of special sales seeing prices fully steady to slightly higher, with top quality grass cattle bringing a premium. By week's end the market was about steady to barely steady. Second cut cattle and medium quality were under further pressure with prices lower to down \$5.00-\$8.00 cwt. Actual average prices this week for steers 400-500 lbs were down \$0.30 from last week on average, 500-600 lbs down \$6.06, 600-700 lbs up \$3.47, 700-800 lbs up \$2.94, 800-900 lbs up \$2.58, 900-1000 lbs down \$1.99 and steers over 1000 lbs averaged \$0.72 below last week on average. Heifers 300-400 lbs averaged \$6.71 below last week, heifers 400-500 lbs were down \$14.68, 500-600 lbs up \$4.90, 600-700 lbs up \$5.56, 700-800 lbs down \$10.96, 800-900 lbs down \$6.18 and heifers over 900 lbs averaged \$10.27 lower than last week, on average.

The Quebec Electronic Market this week sold from \$262.75-\$267.00 down \$5.81 from last week on average.

The Alberta cash cattle trade was light this week. Canfax reported dressed deals from \$277.00-\$280.50 for steers, up \$4.98 from two weeks ago on average, as there was no reportable trade last week. Heifers sold from \$276.50-\$277.25 dressed averaging \$2.36 stronger than two weeks ago. Canfax noted that US packer interest was quiet with no bids reported.

The U.S. cash cattle trade for the week ending April 8th, saw prices improve as the week progressed. The USDA Mandatory Price Report listed live sales for the entire week from \$131.00-\$136.00 with steers averaging \$133.90 and heifers \$133.93 which is fully steady to the previous week, however Friday's average price was \$135.50 up around \$1.50. Dressed deals for the entire week ranged from \$212.00-\$216.00 with steers averaging \$214.81 and heifers \$214.31, but Friday's stronger sales averaged \$215.62 dressed, up \$1.00 from the week before. This week, a very limited test was noted in the north on Wednesday with live sales from \$135.00-\$136.00 which is fully steady to the end of last week but \$1.00-\$2.00 stronger than the weekly average price. Business in the north ranged from \$210.00-\$216.00 dressed, mostly \$214.00-\$216.00, which is fully steady to last week. Light trade on Thursday ranged from \$131.00-\$135.00 live and \$212.00-\$216.00 dressed, averaging fully steady to last week. Today trade in the south is steady to \$1.00 higher on average at \$134.00 live, while business in the north is fully steady at \$214.00-\$216.00 dressed. Business appears to be finished for the week.