



Weekly Market Information Report for the week ending Thursday, June 9, 2016

The following information is collected from various sources and disseminated by Beef Farmers of Ontario.

ONTARIO DIRECT TO PACKER RAILGRADE CATTLE TRADE

Prices are on a carcass weight basis before grade and weight discounts. Weekly Range:

A Grade Steers	263.00-271.00
A Grade Heifers	262.00-270.00

ONTARIO LIVE CATTLE TRADE

Ontario auction sales this week saw weighted average price ranges for:

FED CATTLE	Volume	Price Range	Average	Top	Last Week Avg
Large Frame Steers +1250	107	136.79-170.43	157.44	180.50	157.74
Medium Frame Steers +1250	77	134.74-160.08	149.70	170.99	155.71
Large & Medium Frame Steers +1250	184	134.91-166.47	155.44	180.50	157.42
Large Frame Heifers +1000	134	146.25-165.55	156.54	173.00	158.48
Medium Frame Heifers +1000	103	142.56-159.04	152.51	169.00	157.05
Large & Medium Frame Heifers +1000	237	143.69-162.88	154.37	173.00	159.12
Cows - All Weights	2,171	77.95-107.79	92.23	148.00	89.24
Bulls - All Weights	148	112.88-133.48	123.85	187.50	123.42

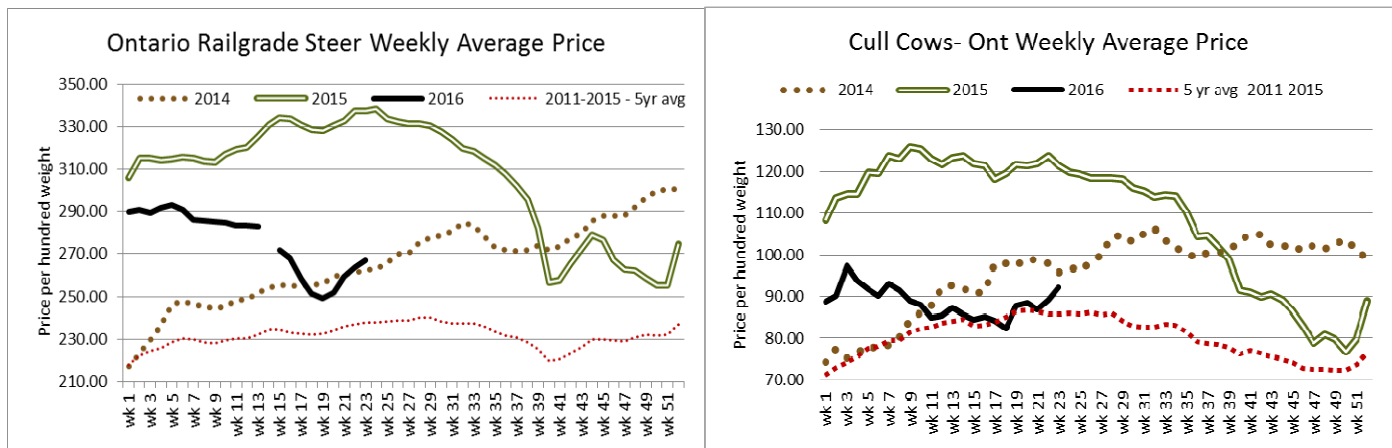
STOCKERS - Large and Medium Frame

STEERS	Volume	Price Range	Average	Top	Last Week Avg
1000+	780	162.50-180.24	171.88	184.25	168.90
900-999	384	171.58-189.53	183.09	198.00	181.87
800-899	369	172.88-197.95	188.19	213.00	191.69
700-799	381	163.52-215.66	193.81	237.00	208.23
600-699	275	176.51-240.79	209.94	258.00	213.38
500-599	230	180.78-247.25	217.41	280.00	230.31
400-499	105	207.60-247.92	226.31	305.00	235.55
-399	38	200.17-256.75	229.39	360.00	229.16

HEIFERS	Volume	Price Range	Average	Top	Last Week Avg
+900	301	146.02-173.82	160.32	187.00	169.09
800-899	249	151.05-184.11	170.85	204.00	177.21
700-799	293	159.11-195.46	180.85	208.99	184.17
600-699	216	159.86-204.21	187.85	224.00	191.97
500-599	184	168.56-217.30	196.37	255.00	204.98
400-499	99	179.21-231.40	208.79	300.00	200.75
300-399	28	171.46-226.48	202.70	260.00	225.58
-299	8	203.75-290.00	246.88	405.00	210.15

At **Kawartha Lakes Community Sale Barn: June 4, 2016** –94 cows, 12 bulls, 63 veal, 3 fed cattle, 47 stockers

	Price Range	Average	Top
Cows	59.99-127.00	92.30	127.00
Bulls under 1600 lbs	90.00-121.99	111.80	121.99
Bulls over 1600 lbs	116.50-137.99	126.60	137.99
Veal 600 lbs +	89.00-121.99	109.09	121.99
Veal 125-300 lbs	187.50-220.00	205.20	335.00
Veal under 125 lbs	119.99-247.50	199.50	379.99



Denfield Livestock Exchange Inc., June 7, 2016: 296 Fed Cattle, 36 Veal, 4 Bulls, 84 Cows & 156 Drop Calves (\$/hd.)

	Price Range	Top		Price Range	Top
Choice steers	165.00-170.00	176.00	Good beef cows	110.00-120.00	
Good steers	160.00-165.00		Good Holstein cows	95.00-105.00	
Choice heifers	162.00-165.00	168.00	D1 & D2 Cows	80.00-90.00	
Good heifers	157.00-162.00		D3 & D4 Cows	65.00-75.00	
Good Holstein veal	120.00-130.00		Choice drop calves	\$350.00-\$450.00	650.00
Plain & heavy veal	110.00-120.00		Good drop calves	\$250.00-\$350.00	
Good beef bulls	121.00-146.00		Plain & Newborns	\$150.00-\$250.00	

At Renfrew Pontiac Livestock Ltd.: June 7, 2016 – 5 Replacement Calves, 88 Cows & 8 Bulls

	Price Range	Top
Replacement Calves	\$240.00-\$270.00/hd	\$320.00/hd
Cows D1 & D2	104.00-115.00	123.00
Cows D3	89.00-103.00	
Cows D4	79.00-88.00	
Bulls	125.00-128.00	140.00

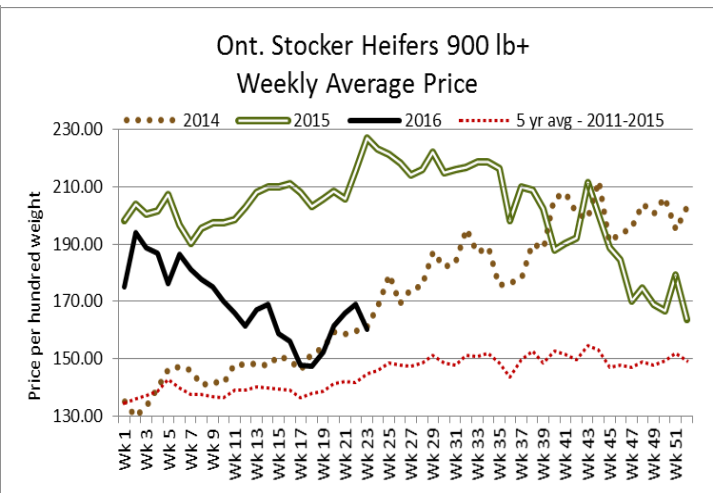
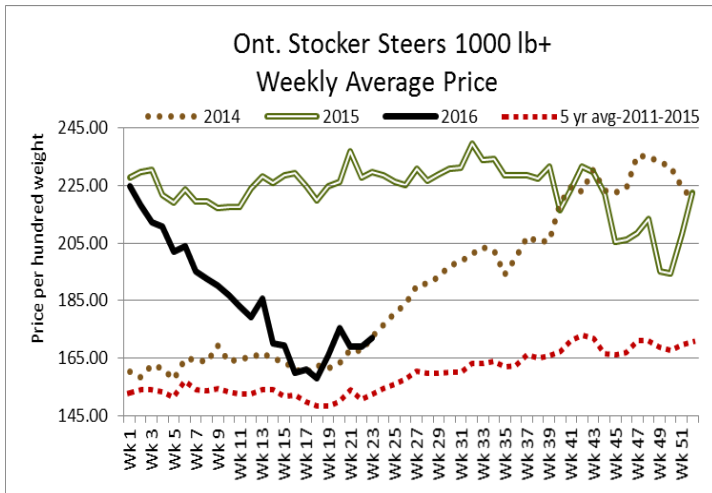
At Aylmer Stockyards Inc.: June 8, 2016 – 29 Veal, 125 Cows, 29 Fed Cattle, 99 Replacement Calves & 19 Stockers

	Price Range	Avg.	Top
Fed steers, lg & med frame 1250 +	136.00-170.99	158.80	170.99
Fed heifers, lg & med frame 1000 +	107.00-164.50	150.49	164.50
Fed heifers, dairy & dairy cross	84.99-139.99	1143.50	139.99
Cows	65.00-112.99	94.59	112.99
Veal over 600 lbs	107.00-151.00	121.19	151.00
Replacement Calves	\$50.00-\$435.00/hd	\$305.25/hd	

ONTARIO STOCKER & FEEDER TRADE

Stocker sale at **Brussels Livestock: June 3, 2016 – 1,284** stockers,

Steers	Price Range	Average	Top	Heifers	Price Range	Average	Top
1000+ lbs	157.00-171.00	164.83	182.00	+900 lbs	152.00-175.50	163.31	175.50
900-999	167.00-185.00	176.68	198.00	800-899	146.00-182.00	167.62	204.00
800-899	168.00-195.00	183.29	205.00	700-799	169.00-200.00	183.00	205.00
700-799	178.00-221.50	202.34	235.00	600-699	168.00-213.00	195.89	224.00
600-699	187.00-255.00	218.55	258.00	500-599	180.00-215.00	194.44	240.00
500-599	190.00-250.00	220.38	257.00	400-499	180.00-240.00	212.89	250.00
400-499	222.00-265.00	244.05	280.00	300-399	140.00-250.00	210.00	255.00
399-	240.00-275.00	260.78	307.00	299-	225.00-275.00	250.00	275.00

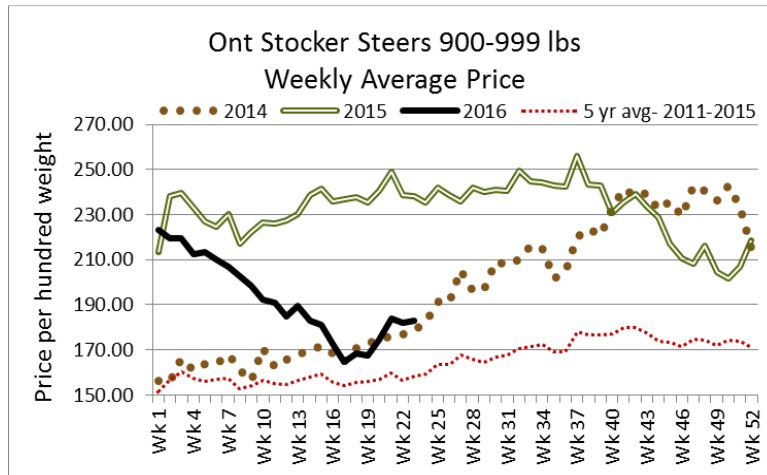


Stocker sale at: **Community Livestock Exchange: June 7, 2016 – 190 Stockers**

Steers	Price Range	Average	Top	Heifers	Price Range	Average	Top
700-799	108.00-182.49	128.40	187.9	700-799	137.50-194.99	177.69	194.99
600-699	116.99-243.99	193.39	243.99	600-699	138.99-202.49	176.29	202.49
500-599	150.00-252.49	215.60	252.49	500-599	160.00-210.99	191.99	210.99
400-499	189.99-249.00	222.80	249.00	400-499	110.00-202.49	171.70	202.49

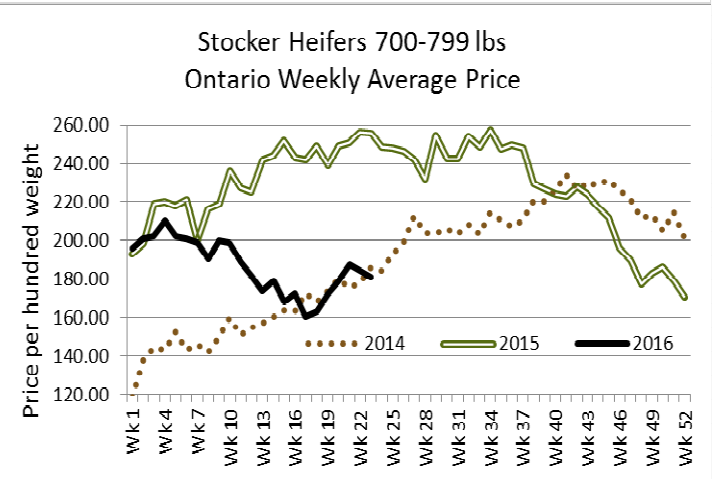
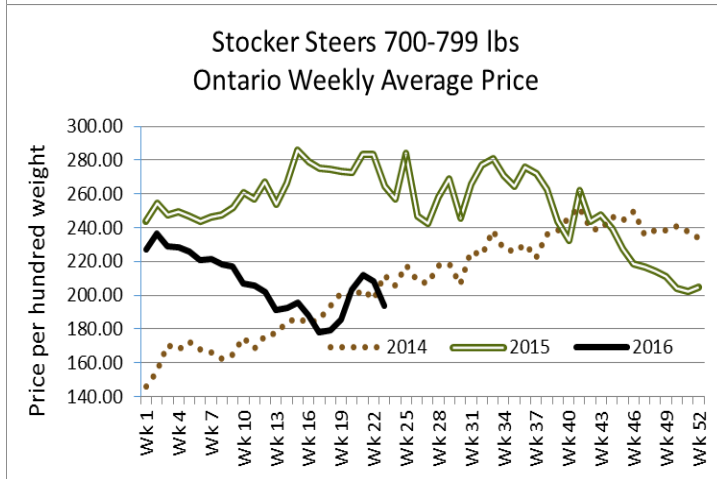
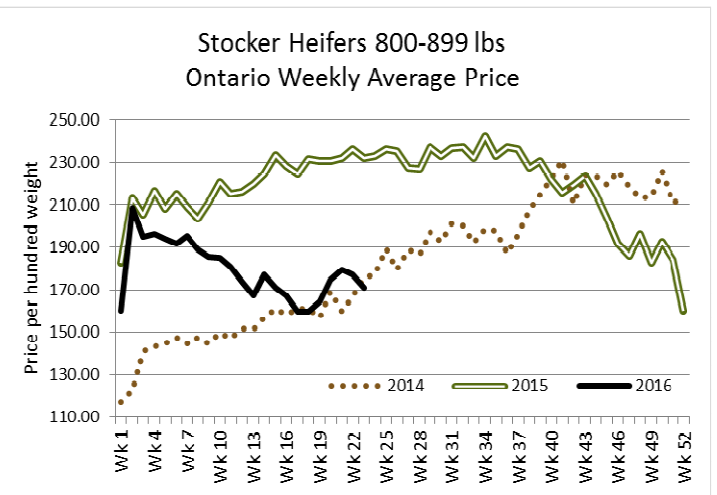
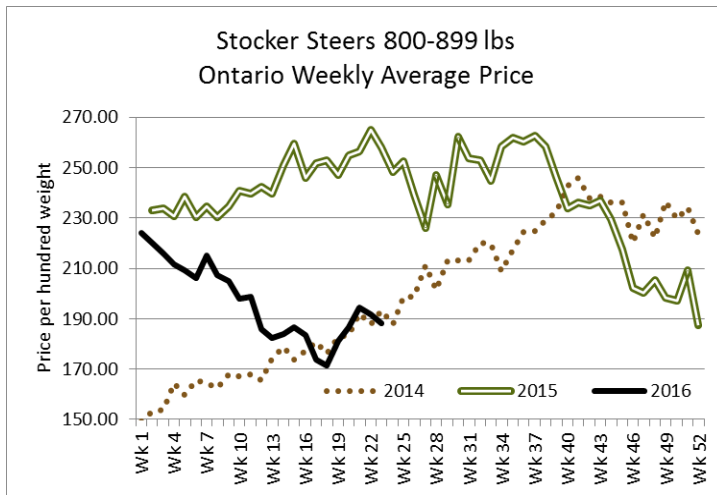
Stocker sale at: **Keady Livestock Market: June 7, 2016 - 679 Stockers**

Steers	Price Range	Average	Top	Heifers	Price Range	Average	Top
1000+	163.25-182.00	172.59	182.00	900+	158.50-171.25	167.68	171.25
900-999	175.00-197.00	190.86	197.00	800-899	179.00-188.50	185.25	188.50
800-899	193.50-207.50	205.17	207.50	700-799	179.00-198.50	191.88	199.00
700-799	196.00-226.00	217.80	226.00	600-699	194.00-208.00	203.23	208.00
600-699	215.00-230.00	223.67	237.50	500-599	207.50-230.00	225.35	255.00
500-599	235.00-280.00	264.25	280.00	400-499	235.00-292.50	275.42	292.50
400-499	160.00-305.00	224.25	305.00	300-399	260.00		
399-	330.00-340.00	335.00	340.00				



Stocker sale at: **Renfrew Pontiac Livestock: June 7, 2016 – 254 Stockers**

Steers	Price Range	Average	Top	Heifers	Price Range	Average	Top
900-999	150.00-189.99	181.69	189.99	900+	118.99-175.00	145.59	175.00
800-899	167.99-196.99	181.60	196.99	800-899	130.00-191.99	182.89	191.99
700-799	125.00-220.00	194.39	220.00	700-799	119.99-208.99	189.79	208.99
600-699	247.50-247.50	210.59	247.50	600-699	135.00-208.00	184.40	208.00
500-599	147.50-245.00	204.30	245.00	500-599	117.50-220.99	188.99	220.99
400-499	222.50-250.00	235.99	250.00	400-499	185.00-247.99	217.09	247.99
399-	189.99-247.50	221.09	247.50	299-	204.99-222.50	212.50	222.50



Stocker sale at **Ontario Livestock Exchange: June 8, 2016 – 568** Stockers

Steers	Price Range	Average	Top	Heifers	Price Range	Average	Top
1000+	168.00-184.25	175.96	184.25	800-899	166.00-188.50	175.18	188.50
900-999	177.50-188.50	183.66	188.50				
800-899	165.00-190.00	180.33	190.00				
700-799	162.00-188.00	178.33	188.00				

Stocker sale at: **Ontario Livestock Exchange, June 9, 2016 – 173** Stockers

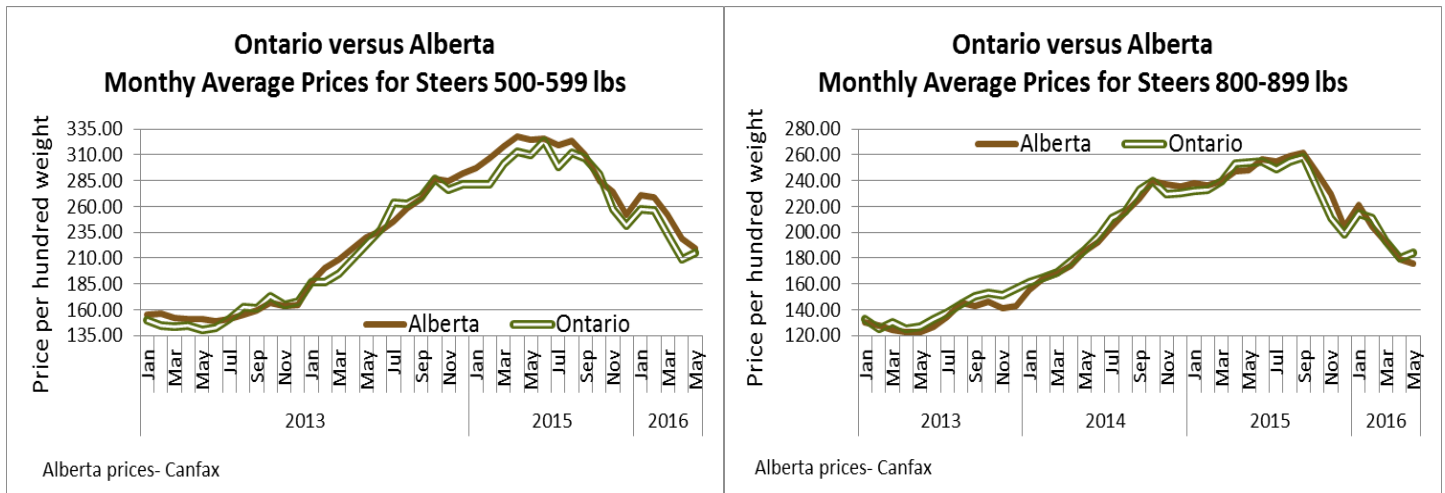
Steers	Price Range	Average	Top	Heifers	Price Range	Average	Top
800-899	173.00-191.00	180.90	191.00	900+	130.00-167.50	151.32	186.00
700-799	181.00-200.00	190.50	200.00	800-899	147.50-188.00	171.90	188.00
600-699	157.50-241.00	200.29	241.00	700-799	148.00-180.00	168.16	19.50
500-599	202.00-268.00	233.10	268.00	600-699	180.00-202.00	190.50	202.00
400-499	222.50-237.50	227.50	237.50				

Stocker sale at: **Ontario Stockyards Inc., June 9, 2016 – 590** stockers

Steers	Price Range	Average	Top	Heifers	Price Range	Average	Top
1000+	148.00-182.75	170.04	182.75	900+	132.00-187.00	166.43	187.00
900-999	174.00-184.00	180.14	184.00	800-899	142.00-184.00	160.10	184.00
800-899	162.50-194.00	182.95	213.00	700-799	165.00-196.00	182.04	196.00
700-799	150.00-218.00	184.39	237.00	600-699	160.00-198.00	183.34	218.00
600-699	185.00-239.00	210.29	257.00	500-599	182.00-226.00	201.92	251.00
500-599	200.00-248.50	224.06	259.00	400-499	167.50-222.50	197.25	240.00
400-499	217.50-255.00	232.38	255.00	300-399	182.50-202.50	196.36	227.50

Stocker sale at: **Ottawa Livestock Exchange, June 9, 2016 – 140 stockers**

Steers	Price Range	Average	Top	Heifers	Price Range	Average	Top
700-799	115.00-200.00	172.54	212.00	700-799	112.00-173.00	143.08	185.00
600-699	134.00-237.00	181.18	237.00	600-699	150.00-195.00	181.31	195.00
500-599	138.00-236.00	195.81	236.00	500-599	142.00-190.00	168.62	220.00
400-499	169.00-210.00	183.91	210.00	400-499	182.00-215.00	197.55	215.00



ONTARIO BRED COW SALES

Today at **Keady Livestock Market- 14 Bred cows, 16 Cow calf pairs**

	Exotic and Exotic X	British and British X
Avg to good quality bred cows	N/T	\$1700-\$1950
Avg to good quality cow/calf pairs	N/T	\$2200-\$2650

A strong demand at steady prices.

ALBERTA DIRECT TRADE

Week Ending Thursday, June 9, 2016

Steers	Live	157.50	Flat rail	259.00-263.50
Heifers	Live	N/T	Flat rail	N/T

U.S. TRADE (U.S. funds)

Week Ending Thursday, June 9, 2016

Choice and Select Steers and Heifers:	Live	N/T
	Rail	200.00-207.00

QUEBEC ELECTRONIC AUCTION MARKET (F.O.B. THE FEEDLOT)

	Price	Change from Last Week
Week Ending Thursday, June 9, 2016	264.75-267.50	+1.39

LIVE CATTLE EXPORTS-ONTARIO

	Week ending May 21, 2016	Week ending May 14, 2016	Year to Date
Total live slaughter cattle exported from Ontario to the U.S.	2,770	3,216	75,939
Steers & Heifers	504	795	18,348
Cows	1,925	1,935	49,856
Bulls	341	486	7,735

AVERAGE CARCASS WEIGHTS – CANADA

	Steers	Heifers
June 4, 2016	872	814
May 28, 2016	874	813
Jun 6, 2015	848	807

FEDERALLY INSPECTED CANADIAN KILL

	<i>Week Ending</i>	<i># of hd change from week ago</i>	<i>YTD</i>	<i>% Change (Week Ago)</i>	<i>% Change (Year Ago)</i>
	<i>Jun 4, 2016</i>				
Grand Total	51,446	+8,588	1,045,100	-17%	+1%
Western Slaughter	39,341	+5,843	792,679	-16%	+4%
Eastern Slaughter	12,105	+2,725	252,421	-19%	+5%

USDA ESTIMATED CATTLE KILL

	<i>Week Ending</i>	<i>Previous Week</i>	<i>Year Ago</i>
	<i>June 11, 2016</i>		
Grand Total	591,000	520,000	540,000

CANADIAN BOXED BEEF CUT-OUT VALUES

Week Ending	AAA	AA
May 27, 2016	2.7795	2.6525
May 20, 2016	2.7577	2.6213
May 13, 2016	2.7464	2.6678

U.S. BOXED BEEF CUT-OUT VALUES (U.S. Funds)

	Choice 600-900	Select 600-699
Current five day average	224.58	200.60

LIVE CATTLE - CANADA

IMPORTS		<i>Import % change from 2015 YTD</i>	EXPORTS		<i>Export % change from 2015 YTD</i>
<i>Jan 1- Apr 30</i>			<i>Jan 1- May 28</i>		
Pure bred	1,050	-27%	Slaughter steers & heifers	136,699	+43%
Non-pure bred	7,163	-20%	Feeder steers & heifers	125,178	-40%
			Cows & Bulls	107,788	-2%

BEEF EXPORTS - CANADA

United States		<i>Change from last year YTD</i>	Mexico		<i>Change from 2015 YTD</i>
<i>Jan 1 – Apr 30</i>			<i>Jan 1 – Apr 30</i>		
Total	84,471 tonnes	+8% or up 6,458 tonnes	4,788 tonnes		-34% or down 2,517 tonnes

BEEF PRODUCTION - CANADA

	<i>Jan 1 – June 4</i>	<i>Last Year Same Time</i>	<i>% Change</i>	<i>Change in tonnes YTD</i>
Fed	354,091 tonnes	335,868 tonnes	+5%	+18,223
Non-fed	62,773 tonnes	52,526 tonnes	+20%	+10,247

BEEF IMPORTS - CANADA

	<i>Jan 1 – June 4</i>	<i>Last Year Same Time</i>	<i>% Change</i>	<i>Change in tonnes YTD</i>
United States	50,619 tonnes	51,296 tonnes	-1%	-677 tonnes
Non-NAFTA	31,819 tonnes	34,507 tonnes	-8%	-2,688 tonnes
Total	85,576 tonnes	86,537 tonnes	-1%	-961 tonnes

CHICAGO MERCANTILE EXCHANGE

Closing quotes on futures today were as follows:

Live Cattle			Feeder Cattle			Corn		Soybeans		Canadian \$				
\$/cwt US			\$/cwt US			\$/bu US	¢/bu	\$/bu US	¢/bu					
Jun	122.45	-0.75	Aug	145.55	-1.75	Jul	4.230	-3.4	July	11.782	+2.2	Spot	78.36	-0.34
Aug	117.35	-1.50	Sep	144.12	-1.35	Sep	4.274	-3.0	Aug	11.776	+5.6	Jun	78.35	-0.33
Oct	116.80	-1.30	Oct	142.65	-0.97	Dec	4.306	-2.6	Sep	11.684	+8.6	Sep	78.36	-0.33
Dec	116.85	-1.37	Nov	139.30	-0.90	Mar	4.356	-2.4	Nov	11.626	+10.0	Dec	78.38	-0.33
Feb	116.30	-1.47	Jan	134.32	-1.15	May	4.386	-2.2	Jan	11.586	+10.4	Mar	78.40	-0.34
Apr	115.70	-1.27	Mar	131.50	-1.65	Jul	4.404	-2.6	Mar	11.182	+4.0	Jun	78.44	-0.34

Beef Farmers of Ontario, 130 Malcolm Road, Guelph, ON N1K 1B1 Phone: (519) 824-0334 Fax: (519) 824-1930 or email: markets@ontariobeef.com

Comments for the week ending June 9, 2016

Receipts this week are lighter due to technical difficulties at one auction market resulting in the inability to retrieve the fed cattle price report for that sale. 421 fed steers and heifers sold through Ontario auction markets this week, down 289 from last week and 273 less than this time last year. Fed steers sold from \$134.91-\$166.47 averaging \$155.44 down \$1.98 from last week, and \$40.17 cwt below prices last year at this time. Fed heifers ranged from \$143.69-\$162.88 averaging \$154.37 down \$4.75 from last week and \$39.46 below year ago prices. This week saw larger volumes of second cut cattle as the ranges are lower on the bottom end, however top quality cattle were strong, selling up to \$180.50 for steers and \$173.00 for heifers. Auction market reports started out as \$1.00-\$2.00 higher, to stronger on good demand. As the week progressed trade was reported to be about steady on the better quality lots with all other selling slightly easier, and ended the week steady.

The Ontario railgrade market started out this reporting period steady to the previous week with steers trading from \$263.00-\$265.00 dressed. By Monday prices came in from \$268.00-\$270.00 dressed and by Wednesday they were at \$265.00-\$271.00. Heifers followed the same pricing trend starting out steady at \$262.00-\$263.00 dressed, to \$267.00-\$269.00 on Monday and ended the week from \$264.00-\$270.00. This week's average prices are \$3.25 higher for steers and \$3.50 stronger on the heifers than last week, and \$71.25 below last year at this time.

The Canadian Boxed Beef Report by Kevin Greer reports: "Distributors are going hand to mouth as usual although some are working overtime to scrape together middles. The big retailers are also looking for middles. Features in June are likely to be good for beef but so far there has been little or no add-on business. Post July 1 the grinds will take over again. The discounters of Food Basics and No Frills in Ontario were very aggressive this week with beef features."

2,171 cull cows sold through auction markets this week down 61 from last week and 15 less than last year at this time. Cull cows sold from \$77.95-\$107.79 averaging \$92.23 up \$2.99 from last week and \$29.24 below year ago prices. Auction markets reported a good demand with active trading and prices steady to stronger, up \$2.00-\$5.00 on both the good beef and dairy types.

Lighter volumes of stocker and feeder cattle are seasonally coming to market with just 3,940 head sold through auction markets this week, down 1,194 from last week and 427 more than this time last year. Auction markets reported active trading on a good demand with prices generally steady to last week with one report of grass types up \$8.00-\$10.00 and heavier cattle up \$3.00-\$5.00 at mid-week. Actual average prices for this week saw steers 400-500 lbs averaging \$9.24 lower than last week, steers 500-600 lbs down \$12.90, 600-700 lbs down \$3.44, 700-800 lbs down \$14.42, 800-900 lbs down \$3.50, 900-1000 lbs up \$1.22, with steers 1000 lbs plus up \$2.98 from last week on average. Heifers 300-400 lbs were down \$22.88, 400-500 lbs up \$8.04, 500-600 lbs down \$8.61, 600-700 lbs down \$4.12, 700-800 lbs down \$3.29, 800-900 lbs down \$6.36 and heifers 900 lbs and over were down \$8.77 from last week on average.

The Quebec Electronic Market this week was reported from \$264.75-\$267.50 on a dressed basis, up \$1.39 from last week on average.

Alberta direct trade was light this week with lower prices. Canfax reported live steers at \$157.50 down \$3.33 from last week on average. On the rail sales for steers ranged from \$259.00-\$263.50 dressed, averaging \$7.53 below last week's weighted average prices. No heifer sales were reported. Canfax noted: "Some producers were looking to price cattle for July delivery however bids were lower compared to quick delivery cattle."

The U.S. cash cattle trade for the week ending June 2nd, saw a stronger market late Friday afternoon. The USDA Mandatory price report lists live sales from \$124.00-\$132.50 with steers averaging \$129.29 up \$4.30 from the previous week, while heifers averaged \$129.07 up \$4.14. On the rail steers and heifers sold from \$197.00-\$207.00 dressed, with steers averaging \$205.66 up \$7.38 from the previous week, with heifers averaging \$205.55 dressed, up \$6.29. This week a very light test in the north was reported on Tuesday afternoon from \$203.00-\$206.00 dressed, which is steady to slightly lower than last week while bids in the south were at \$125.00 live. Thursday bids were at \$124.00-\$125.00 live with no selling interest, while a light test in Nebraska ranged from \$200.00-\$207.00 dressed. DTN notes: "Keep in mind that wide price ranges are quite likely given the fact that choice boxes are worth nearly \$24.00 more than their select counterparts. In other words, high grading cattle should continue to command premiums." Today, business is limited, with sales in parts of the north stronger from \$207.00-\$210.00 dressed, up \$2.00-\$3.00 from last week. The south remains untested. Bids are sitting at \$128.00 live which is \$1.00 lower than last week on average, and have been there all day. Packers are reported to be interested in buying but not interested in improving their bids. Asking prices are sitting at \$132.00 live in the south and \$210.00 plus dressed in the north.