



## Weekly Market Information Report for the week ending Thursday, June 16, 2016

The following information is collected from various sources and disseminated by Beef Farmers of Ontario.

### ONTARIO DIRECT TO PACKER RAILGRADE CATTLE TRADE

Prices are on a carcass weight basis before grade and weight discounts. Weekly Range:

<b>A Grade Steers</b>	258.00-271.00
<b>A Grade Heifers</b>	257.00-270.00

### ONTARIO LIVE CATTLE TRADE

Ontario auction sales this week saw weighted average price ranges for:

<b>FED CATTLE</b>	<b>Volume</b>	<b>Price Range</b>	<b>Average</b>	<b>Top</b>	<b>Last Week Avg</b>
Large Frame Steers +1250	174	142.00-156.47	150.63	169.00	157.44
Medium Frame Steers +1250	89	142.69-157.17	149.67	161.00	149.70
Large & Medium Frame Steers +1250	263	143.27-158.38	151.98	169.00	155.44
Large Frame Heifers +1000	213	146.95-162.42	154.43	173.00	156.54
Medium Frame Heifers +1000	163	145.36-156.58	153.29	163.50	152.51
Large & Medium Frame Heifers +1000	376	144.64-159.03	153.07	173.00	154.37
Cows - All Weights	1,904	78.45-108.33	92.97	137.00	92.23
Bulls - All Weights	99	111.76-135.90	124.74	163.00	123.85

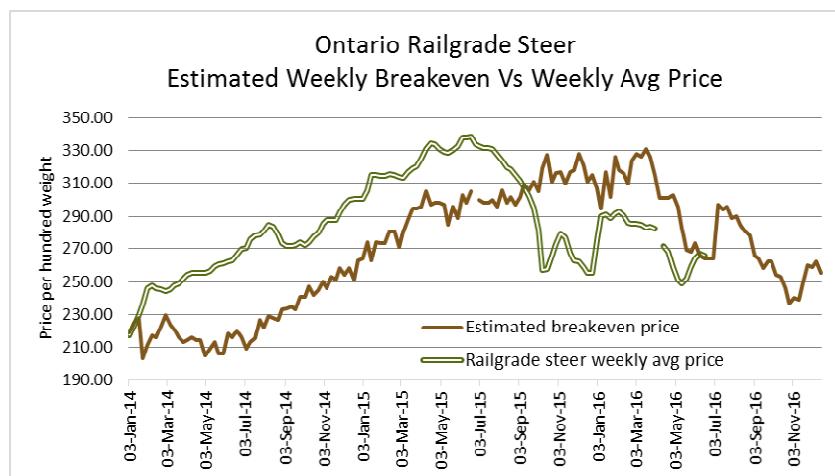
### STOCKERS - Large and Medium Frame

<b>STEERS</b>	<b>Volume</b>	<b>Price Range</b>	<b>Average</b>	<b>Top</b>	<b>Last Week Avg</b>
<b>1000+</b>	823	155.79-175.05	164.33	188.00	171.88
<b>900-999</b>	303	164.35-186.97	176.28	207.00	183.09
<b>800-899</b>	257	160.31-193.74	176.88	207.50	188.19
<b>700-799</b>	330	172.27-214.89	196.04	233.50	193.81
<b>600-699</b>	301	172.36-228.26	205.42	252.99	209.94
<b>500-599</b>	179	187.34-251.35	222.30	282.50	217.41
<b>400-499</b>	81	202.12-243.35	226.23	267.49	226.31
<b>-399</b>	19	143.79-182.45	161.44	285.00	229.39

<b>HEIFERS</b>	<b>Volume</b>	<b>Price Range</b>	<b>Average</b>	<b>Top</b>	<b>Last Week Avg</b>
<b>+900</b>	314	145.00-162.27	153.11	173.00	160.32
<b>800-899</b>	313	158.56-180.04	170.77	185.25	170.85
<b>700-799</b>	231	153.96-182.75	171.76	201.00	180.85
<b>600-699</b>	268	158.99-197.36	178.09	230.00	187.85
<b>500-599</b>	239	167.72-214.97	190.93	247.00	196.37
<b>400-499</b>	73	158.00-222.90	196.15	254.99	208.79
<b>300-399</b>	17	187.88-212.47	200.26	260.00	202.70
<b>-299</b>	3	181.67	181.67	275.00	246.88

At Kawartha Lakes Community Sale Barn: June 11, 2016 –124 cows, 9 bulls, 44 veal, 17 fed cattle, 52 stockers

	<b>Price Range</b>	<b>Average</b>	<b>Top</b>
<b>Fed heifers, lg &amp; med frame 1000+</b>	126.00-160.29	154.49	160.29
<b>Cows</b>	92.50-125.00	89.40	130.00
<b>Bulls over 1600 lbs</b>	86.99-137.99	118.99	137.99
<b>Veal 600 lbs +</b>	92.50-130.00	109.00	130.00
<b>Veal 125-300 lbs</b>	164.99-235.00	202.19	368.00
<b>Veal under 125 lbs</b>	229.99-295.00	258.40	295.00



The information provided on this report is based on weighted averages for actual data collected. Input costs are a guideline only and will vary from producer to producer. BFO does not take any responsibility and accepts no legal liability arising from or connected to damages or losses experienced by producers when using this information. This is to be used at your own risk.

**Denfield Livestock Exchange Inc., June 14, 2016: 193 Fed Cattle, 37 Veal, 2 Bulls, 37 Cows & 167 Drop Calves (\$/hd.)**

	Price Range	Top		Price Range	Top
Choice steers	160.00-165.00	184.50	Good beef cows	108.00-120.00	
Good steers	155.00-160.00		Good Holstein cows	95.00-105.00	
Choice heifers	160.00-165.00	172.75	D1 & D2 Cows	70.00-80.00	
Good heifers	155.00-160.00		D3 & D4 Cows	60.00-70.00	
Good Holstein veal	110.00-120.00		Choice drop calves	\$300.00-\$350.00	\$515.00
Plain & heavy veal	100.00-110.00		Good drop calves	\$200.00-\$300.00	
Good beef bulls	100.00-124.00		Plain & Newborns	\$100.00-\$200.00	

**At Renfrew Pontiac Livestock Ltd.: June 14, 2016 – 513 Replacement Calves, 115 Cows & 14 Bulls**

	Price Range	Top
Replacement Calves	\$240.00-\$270.00/hd	\$540.00/hd
Cows D1 & D2	104.00-115.00	
Cows D3	89.00-104.00	
Cows D4	80.00-88.00	
Bulls	126.00-128.00	138.00

**At Aylmer Stockyards Inc.: June 15, 2016 – 54 Veal, 93 Cows, 4 Fed Cattle, 88 Replacement Calves & 31 Stockers**

	Price Range	Avg.	Top
Cows	59.99-116.99	96.79	116.99
Veal over 600 lbs	81.00-151.00	117.90	151.00
Replacement Calves	\$45.00-\$740.00/hd	\$285.52/hd	

**ONTARIO STOCKER & FEEDER TRADE**

Stocker sale at **Brussels Livestock: June 10, 2016 – 1,358 stockers,**

Steers	Price Range	Average	Top	Heifers	Price Range	Average	Top
1000+ lbs	148.00-171.25	162.04	188.00	+900 lbs	151.00-164.50	157.15	173.00
900-999	169.00-188.00	180.15	207.00	800-899	164.00-185.25	171.34	185.25
800-899	175.00-196.50	183.40	204.00	700-799	152.00-186.25	173.63	192.50
700-799	180.00-233.50	210.53	233.50	600-699	172.00-215.00	194.33	230.00
600-699	190.00-240.50	219.93	240.50	500-599	194.00-232.00	211.20	247.00
500-599	227.00-267.00	244.63	267.00	400-499	186.00-245.00	225.43	250.00
400-499	240.00-267.00	258.43	267.00	300-399	197.00-260.00	228.50	260.00
399-	155.00-285.00	218.75	285.00				

Stocker sale at: **Community Livestock Exchange: June 14, 2016 – 152** Stockers

<i>Steers</i>	<b>Price Range</b>	<b>Average</b>	<b>Top</b>	<i>Heifers</i>	<b>Price Range</b>	<b>Average</b>	<b>Top</b>
<b>900-999</b>	118.99-169.99	159.09	169.99	<b>600-699</b>	152.49-180.00	167.19	180.00
<b>800-899</b>	137.50-183.49	171.79	183.49	<b>500-599</b>	121.99-194.99	161.09	194.99
<b>700-799</b>	120.99-194.99	166.39	194.99	<b>400-499</b>	160.00-222.50	184.29	222.50
<b>600-699</b>	129.00-220.00	182.80	220.00				
<b>500-599</b>	137.50-245.00	210.59	245.00				
<b>400-499</b>	190.99-267.49	239.69	267.49				

Stocker sale at: **Keady Livestock Market: June 14, 2016 - 470** Stockers

<i>Steers</i>	<b>Price Range</b>	<b>Average</b>	<b>Top</b>	<i>Heifers</i>	<b>Price Range</b>	<b>Average</b>	<b>Top</b>
<b>1000+</b>	168.25-172.00	170.11	172.00	<b>800-899</b>	169.00-181.50	179.83	181.50
<b>900-999</b>	175.00-190.00	184.17	190.00	<b>700-799</b>	161.00-201.00	183.96	201.00
<b>800-899</b>	184.00-201.00	194.48	201.00	<b>600-699</b>	176.00-206.00	188.66	206.00
<b>700-799</b>	215.00-227.50	220.42	227.50	<b>500-599</b>	185.00-240.00	211.33	240.00
<b>600-699</b>	220.00-235.00	231.68	246.00	<b>400-499</b>	55.00-210.00	174.72	210.00
<b>500-599</b>	220.00-282.50	255.41	282.50				
<b>400-499</b>	237.50	237.50	240.00				

Stocker sale at: **Renfrew Pontiac Livestock: June 14, 2016 – 221** Stockers

<i>Steers</i>	<b>Price Range</b>	<b>Average</b>	<b>Top</b>	<i>Heifers</i>	<b>Price Range</b>	<b>Average</b>	<b>Top</b>
<b>900-999</b>	128.00-174.50	168.50	174.50	<b>800-899</b>	127.49-181.00	178.20	181.00
<b>800-899</b>	150.00-207.50	176.00	207.50	<b>700-799</b>	167.50-184.00	178.09	184.00
<b>700-799</b>	119.99-212.50	171.59	212.50	<b>600-699</b>	125.00-207.50	170.30	207.50
<b>600-699</b>	161.00-252.99	228.29	252.99	<b>500-599</b>	169.99-212.99	193.59	212.99
<b>500-599</b>	155.00-268.00	206.89	268.00				
<b>400-499</b>	144.99-254.99	202.70	254.99				

Stocker sale at **Ontario Livestock Exchange: June 15, 2016 – 745** Stockers

<i>Steers</i>	<b>Price Range</b>	<b>Average</b>	<b>Top</b>	<i>Heifers</i>	<b>Price Range</b>	<b>Average</b>	<b>Top</b>
<b>1000+</b>	157.00-179.00	165.09	179.00	<b>900+</b>	160.50-162.00	161.445	162.00
<b>900-999</b>	169.00-191.00	178.06	191.00	<b>800-899</b>	167.50-175.50	172.45	175.50
<b>800-899</b>	140.00-199.00	168.33	199.00				
<b>700-799</b>	174.00-195.00	183.35	195.00				
<b>600-699</b>	119.00-192.00	151.12	192.00				

Stocker sale at: **Ontario Livestock Exchange, June 16, 2016 – 201** Stockers

<i>Steers</i>	<b>Price Range</b>	<b>Average</b>	<b>Top</b>	<i>Heifers</i>	<b>Price Range</b>	<b>Average</b>	<b>Top</b>
<b>800-899</b>	126.00-150.00	139.19	163.00	<b>700-799</b>	142.50-165.50	158.57	170.00
<b>700-799</b>	143.00-175.00	160.17	175.00	<b>600-699</b>	143.50-172.50	155.93	173.00
<b>600-699</b>	114.00-167.50	144.45	196.00	<b>500-599</b>	140.00-175.00	162.36	175.00
<b>500-599</b>	157.50-180.00	170.50	180.00	<b>400-499</b>	142.50-212.50	174.17	212.50

Stocker sale at: **Ontario Stockyards Inc., June 16, 2016 – 377** stockers

<i>Steers</i>	<b>Price Range</b>	<b>Average</b>	<b>Top</b>	<i>Heifers</i>	<b>Price Range</b>	<b>Average</b>	<b>Top</b>
<b>1000+</b>	140.00-166.00	146.84	166.00	<b>900+</b>	110.00-140.00	118.55	144.00
<b>900-999</b>	155.50-175.00	161.77	178.00	<b>800-899</b>	106.00-170.00	144.10	178.00
<b>800-899</b>	146.00-183.00	163.00	183.00	<b>700-799</b>	160.00-177.00	172.75	177.00
<b>700-799</b>	176.00-212.50	198.11	212.50	<b>600-699</b>	159.00-189.00	173.22	200.00
<b>600-699</b>	177.00-230.00	209.03	236.50	<b>500-599</b>	157.50-213.00	182.94	221.00
<b>500-599</b>	188.00-240.00	216.17	248.00	<b>400-499</b>	157.50-215.00	179.70	220.00
<b>400-499</b>	188.00-234.00	214.17	250.00				

Stocker sale at: **Ottawa Livestock Exchange, June 16, 2016 – 74 stockers**

Steers	Price Range	Average	Top	Heifers	Price Range	Average	Top
<b>700-799</b>	148.00-179.00	174.44	189.00	<b>700-799</b>	127.00-168.00	138.20	168.00
<b>600-699</b>	159.00-238.00	187.92	238.00	<b>600-699</b>	142.00-187.00	164.00	187.00
<b>500-599</b>	210.00-229.00	222.80	229.00	<b>500-599</b>	123.00-185.00	142.14	188.00

**ALBERTA DIRECT TRADE**

Week Ending Thursday, June 16, 2016

<b>Steers</b>	Live	N/T	Flat rail	250.50-259.00
<b>Heifers</b>	Live	N/T	Flat rail	N/T

**U.S. TRADE (U.S. funds)**

Week Ending Thursday, June 16, 2016

<b>Choice and Select Steers and Heifers:</b>	Live	118.00-123.00
	Rail	187.00-198.00

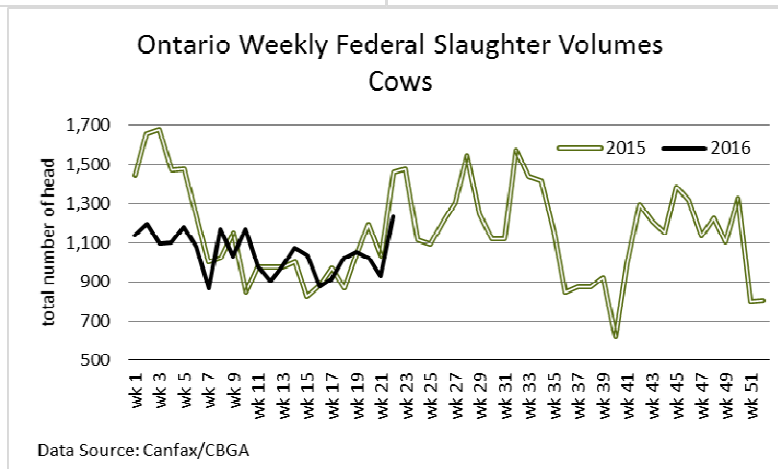
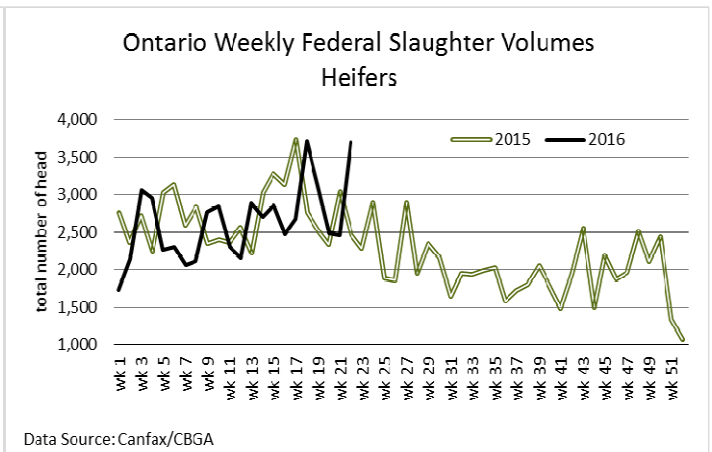
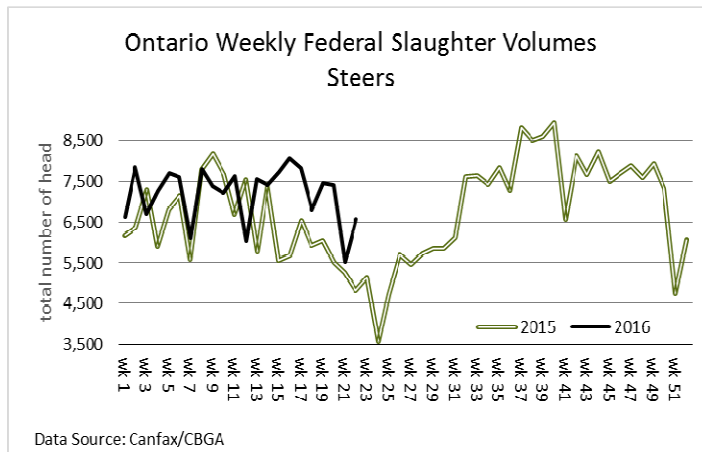
**QUEBEC ELECTRONIC AUCTION MARKET (F.O.B. THE FEEDLOT)**

Price Change from Last Week

Week Ending Thursday, June 16, 2016 260.25-263.00 -4.41

**AVERAGE CARCASS WEIGHTS – CANADA (updates not available)**

	Steers	Heifers
<b>June 4, 2016</b>	872	814
<b>May 28, 2016</b>	874	813
<b>Jun 6, 2015</b>	848	807



**FEDERALLY INSPECTED CANADIAN SLAUGHTER** (updates not available)

	Week Ending June 4, 2016	# of hd change from week ago	YTD	% Change (Week Ago)	% Change (Year Ago)
<b>Grand Total</b>	51,446	+8,588	1,045,100	-17%	+1%
<b>Western Slaughter</b>	39,341	+5,843	792,679	-16%	+4%
<b>Eastern Slaughter</b>	12,105	+2,725	252,421	-19%	+5%

**LIVE CATTLE EXPORTS-ONTARIO**

	Week ending May 28, 2016	Week ending May 21, 2016	Year to Date
<b>Total live slaughter cattle exported from Ontario to the U.S.</b>	<b>2,797</b>	<b>2,770</b>	<b>78,736</b>
<b>Steers &amp; Heifers</b>	432	504	18,780
<b>Cows</b>	1,818	1,925	51,674
<b>Bulls</b>	547	341	8,282

**USDA ESTIMATED CATTLE KILL**

	Week Ending June 18, 2016	Previous Week	Year Ago
<b>Grand Total</b>	603,000	591,000	549,000

**CANADIAN BOXED BEEF CUT-OUT VALUES**

Week Ending	AAA	AA
June 4, 2016	2.8727	2.6662
May 27, 2016	2.7795	2.6525
May 20, 2016	2.7577	2.6213

**U.S. BOXED BEEF CUT-OUT VALUES (U.S. Funds)**

	Choice 600-900	Select 600-699
<b>Current five day average</b>	226.69	203.47

**LIVE CATTLE – CANADA** (updates not available)

<b>IMPORTS</b>		<b>Import % change from 2015 YTD</b>	<b>EXPORTS</b>		<b>Export % change from 2015 YTD</b>
<i>Jan 1- Apr 30</i>			<i>Jan 1- May 28</i>		
Pure bred	1,050	-27%	Slaughter steers & heifers	136,699	+43%
Non-pure bred	7,163	-20%	Feeder steers & heifers	125,178	-40%
			Cows & Bulls	107,788	-2%

**BEEF EXPORTS – CANADA** (updates not available)

	<b>United States</b> <i>Jan 1 – Apr 30</i>	<b>Change from last year YTD</b>	<b>Mexico</b> <i>Jan 1 – Apr 30</i>	<b>Change from 2015 YTD</b>
<b>Total</b>	<b>84,471 tonnes</b>	<b>+8% or up 6,458 tonnes</b>	<b>4,788 tonnes</b>	<b>-34% or down 2,517 tonnes</b>

**BEEF PRODUCTION – CANADA** (updates not available)

	<i>Jan 1 – June 4</i>	<i>Last Year Same Time</i>	<i>% Change</i>	<i>Change in tonnes YTD</i>
<b>Fed</b>	354,091 tonnes	335,868 tonnes	+5%	+18,223
<b>Non-fed</b>	62,773 tonnes	52,526 tonnes	+20%	+10,247

**BEEF IMPORTS – CANADA (updates not available)**

	Jan 1 – June 4	Last Year Same Time	% Change	Change in tonnes YTD
United States	50,619 tonnes	51,296 tonnes	-1%	-677 tonnes
Non-NAFTA	31,819 tonnes	34,507 tonnes	-8%	-2,688 tonnes
Total	85,576 tonnes	86,537 tonnes	-1%	-961 tonnes

**CHICAGO MERCANTILE EXCHANGE**

Closing quotes on futures today were as follows:

Live Cattle			Feeder Cattle			Corn		Soybeans		Canadian \$				
\$/cwt US			\$/cwt US			\$/bu US	¢/bu	\$/bu US	¢/bu					
Jun	116.72	-0.55	Aug	137.42	-2.20	Jul	4.376	+12.4	July	11.594	+25.0	Spot	77.69	+0.52
Aug	112.55	-0.80	Sep	136.65	-1.87	Sep	4.426	+12.2	Aug	11.600	+26.4	Jun	77.69	+0.49
Oct	112.65	-0.65	Oct	135.45	-1.70	Dec	4.486	+13.0	Sep	11.516	+28.0	Sep	77.70	+0.49
Dec	113.57	-0.47	Nov	132.20	-1.67	Mar	4.524	+11.6	Nov	11.482	+29.0	Dec	77.72	+0.49
Feb	113.47	-0.40	Jan	127.75	-2.35	May	4.540	+11.0	Jan	11.460	+29.0	Mar	77.74	+0.48
Apr	112.95	-0.50	Mar	125.17	-1.87	Jul	4.550	+10.0	Mar	11.074	+23.6	Jun	77.77	+0.49

Beef Farmers of Ontario, 130 Malcolm Road, Guelph, ON N1K 1B1 Phone: (519) 824-0334 Fax: (519) 824-1930 or email: [markets@ontariobeef.com](mailto:markets@ontariobeef.com)

**Comments for the week ending June 16, 2016**

639 fed steers and heifers sold through auction markets this week up 218 from last week and 55 less than last year at this time. Fed steers sold from \$143.27-\$158.38 with a weekly weighted average price of \$151.98 down \$3.46 from last week and \$43.36 below year ago prices. Heifers ranged from \$144.64-\$159.03 averaging \$153.07 down \$1.30 from last week and \$40.76 lower than this time last year. Auction markets reported trade as under pressure. Demand was reported to be selective with prices slightly easier to lower, but as the week progressed the fancy lots were down \$3.00-\$5.00 with plainer and heavy types at further losses. The market ended the week \$2.00-\$3.00 lower on all classes.

The Ontario railgrade market started out fully steady the previous Friday, from \$265.00-\$271.00 dressed for steers and \$264.00-\$270.00 for heifers. By Wednesday the market had declined to \$258.00-\$267.00 for steers and \$257.00-\$266.00 dressed for heifers, with delivery anywhere from this week to the last week in June. This week's average prices were down \$1.50 from last week but \$72.75 below last year at this time. It was last year at this time that the railgrade market topped out at \$338.25 dressed on average, and has declined since that time. In 2014 at this time, the railgrade weekly average price for steers was \$263.00 dressed.

Ontario live fed cattle weights for the week ending June 15<sup>th</sup> averaged 1,544 lbs, down from the previous week which averaged 1,566 lbs. On a warm carcass weight basis, the average weight for steers the week ending June 4<sup>th</sup> was 958 lbs which is up 8 lbs from the previous week.

Auction markets in Ontario sold 1,904 cull cows this week, down 267 head from last week and 31 less than last year at this time. Cull cows traded from \$78.45-\$108.33 averaging \$92.97 up \$0.74 from last week and \$26.82 below year ago prices. Auction markets all reported a strong active trade at steady prices.

3,751 replacement cattle sold through auction markets this week down 189 from last week but 1,110 more than this time last year. Auction markets reported trade on the light weight grass types as steady on a good active market, with choice cattle selling at a premium and one report of prices \$5.00-\$10.00 cwt higher. Heavier cattle sold on a good active trade at steady prices, but as the week progressed the market was under pressure with sales \$3.00-\$5.00 lower. All weights and classes ended the week holding steady. Actual average prices for this week saw steers 400-500 lbs down \$0.08 from last week on average, 500-600 lbs up \$4.89, 600-700 lbs down \$4.52, 700-800 lbs up \$2.23, 800-900 lbs down \$11.31, 900-1000 lbs down \$6.81 and steers over 1000 lbs averaged \$7.55 lower than last week on average. Heifers 300-400 lbs were off by \$2.44, 400-500 lbs down \$12.64, 500-600 lbs down \$5.44, 600-700 lbs down \$9.76, 700-800 lbs down \$9.09, 800-900 lbs down \$0.08 and heifers over 900 lbs averaged \$7.21 below last week on average.

The Quebec Electronic Market this week was reported from \$260.25-\$263.00 on a dressed basis, down \$4.41 from last week on average.

Alberta direct trade was very light this week. Canfax reports that steers ranged from \$250.50-\$259.00 dressed, down \$5.81 from last week on average. Canfax reports: "so far this week we have seen light buying interest from both of our local plants in the cash market as bids have eased over the course of the week. The bulk of dressed sales have been reported at 252.00 delivered which is 10.00-12.00 lower than the previous week. Feedlot losses continue to intensify as today's cash prices remain well short of breakeven levels." Extremely light trade in Saskatchewan is reported at \$252.00 on a dressed basis.

The U.S. cash cattle trade for the week ending June 9<sup>th</sup> started in the north on Friday. The market was stronger early afternoon from \$208.00-\$210.00 dressed, but as the day progressed prices pulled back to \$200.00-\$206.00 dressed, but overall the market was steady. The USDA Mandatory Price Report for last week lists live sales from \$126.00-\$133.00 with steers averaging \$127.50 down \$1.77 from the previous week on average. Heifers averaged \$127.53 down \$1.54. On the rail prices ranged from \$200.00-\$210.00 dressed with steers averaging \$205.64 down \$0.02 from the week before while heifers averaged \$205.04 down \$0.51. This week the cattle futures have taken a beating and have brought the cash cattle market along for the ride. Wednesday saw a few sales in the south at \$123.00 live, down \$4.50 from last week, while a couple of sales in the north ranged from \$195.00-\$198.00 down around \$8.00 from last week. On Thursday morning a light test in the north ranged from \$195.00-\$196.00 dressed but by the end of the day prices ranged from \$190.00-\$193.00, with the day averaging \$7.00-\$10.00 lower than last week. Light trade in parts of the south yesterday were from \$118.00-\$121.00 live, averaging \$120.00 down around \$7.00 from last week. Today, at time of reporting, other than a couple of deals in the north this morning at \$192.00 dressed, the market was quiet as both sides stepped back from the market. Although there are still quite a few cattle to sell, trade could be finished for the week, or will be delayed until late afternoon early evening. Asking prices are reported at \$123.00 live in the south, and \$195.00 dressed in the north.