



## Weekly Market Information Report for the week ending Thursday, July 14, 2016

The following information is collected from various sources and disseminated by Beef Farmers of Ontario.

### ONTARIO DIRECT TO PACKER RAILGRADE CATTLE TRADE

Prices are on a carcass weight basis before grade and weight discounts. Weekly Range:

<b>A Grade Steers</b>	255.00-259.00
<b>A Grade Heifers</b>	254.00-258.00

### ONTARIO LIVE CATTLE TRADE

Ontario auction sales this week saw weighted average price ranges for:

<b>FED CATTLE</b>	<b>Volume</b>	<b>Price Range</b>	<b>Average</b>	<b>Top</b>	<b>Last Week Avg</b>
Large Frame Steers +1250	140	142.22-158.15	151.88	166.00	151.48
Medium Frame Steers +1250	114	144.15-157.26	152.73	164.75	145.44
Large & Medium Frame Steers +1250	254	144.64-158.20	152.61	166.00	150.33
Large Frame Heifers +1000	208	139.25-157.19	152.35	169.50	154.28
Medium Frame Heifers +1000	194	136.22-157.30	149.70	173.00	148.60
Large & Medium Frame Heifers +1000	402	142.03-160.89	151.30	173.00	152.32
Cows - All Weights	1,827	77.31-104.68	91.10	147.99	92.28
Bulls - All Weights	119	108.79-126.51	117.79	142.00	118.50

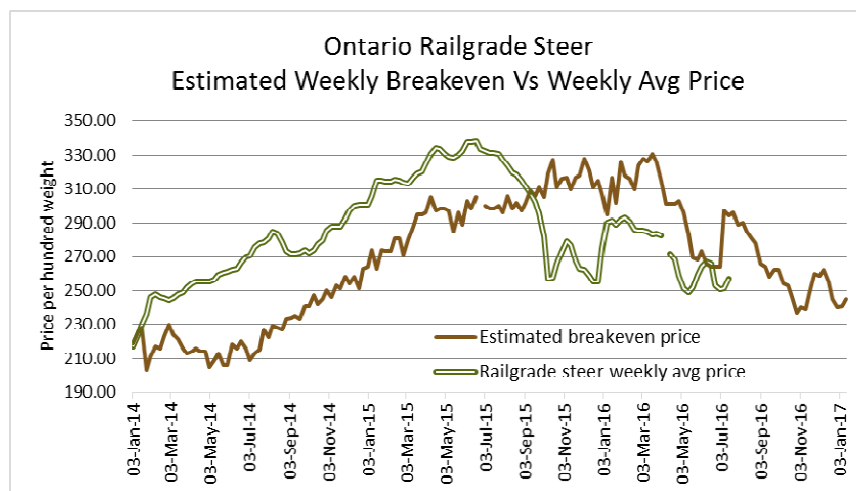
### STOCKERS - Large and Medium Frame

<b>STEERS</b>	<b>Volume</b>	<b>Price Range</b>	<b>Average</b>	<b>Top</b>	<b>Last Week Avg</b>
<b>1000+</b>	821	158.29-175.22	166.25	180.50	165.31
<b>900-999</b>	429	167.05-179.16	174.02	187.00	169.86
<b>800-899</b>	105	154.47-187.95	177.47	198.50	174.47
<b>700-799</b>	138	154.93-191.02	174.22	217.00	187.64
<b>600-699</b>	157	164.34-221.56	197.84	250.00	201.49
<b>500-599</b>	100	182.64-236.29	216.50	252.00	196.35
<b>400-499</b>	48	174.10-230.22	205.00	272.50	192.07
<b>-399</b>	31	183.00-243.74	212.95	307.00	203.91

<b>HEIFERS</b>	<b>Volume</b>	<b>Price Range</b>	<b>Average</b>	<b>Top</b>	<b>Last Week Avg</b>
<b>+900</b>	409	149.10-171.58	158.91	175.25	156.64
<b>800-899</b>	110	148.05-176.14	166.71	185.00	162.80
<b>700-799</b>	83	134.76-178.20	157.88	187.00	172.06
<b>600-699</b>	111	158.84-189.44	177.47	197.50	187.34
<b>500-599</b>	114	157.86-205.94	182.17	222.50	189.00
<b>400-499</b>	40	180.16-207.69	190.30	245.00	201.22
<b>300-399</b>	24	148.29-206.63	173.42	252.00	201.08
<b>-299</b>	6	277.50-308.33	287.67	317.00	234.11

At **Kawartha Lakes Community Sale Barn: July 9, 2016** – 138 cows, 7 bulls, 48 veal, 4 fed cattle, & 55 stockers

	<b>Price Range</b>	<b>Average</b>	<b>Top</b>
<b>Cows</b>	57.99-110.00	91.70	110.00
<b>Bulls all weights</b>	108.21-117.57	112.02	129.00
<b>Veal 600 lbs +</b>	95.99-144.99	112.90	144.99
<b>Veal under 125 lbs</b>	114.99-254.99	195.99	254.99



The information provided on this report is based on weighted averages for actual data collected. Input costs are a guideline only and will vary from producer to producer. BFO does not take any responsibility and accepts no legal liability arising from or connected to damages or losses experienced by producers when using this information. This is to be used at your own risk.

**Denfield Livestock Exchange Inc., July 12, 2016: 214 Fed Cattle, 41 Veal, 1 Bull, 48 Cows & 192 Drop Calves (\$/hd.)**

	Price Range	Top		Price Range	Top
Choice steers	155.00-160.00	179.50	Good beef cows	100.00-110.00	115.00
Good steers	150.00-155.00		Good Holstein cows	95.00-105.00	
Choice heifers	155.00-160.00	175.25	D1 & D2 Cows	85.00-95.00	
Good heifers	150.00-155.00		D3 & D4 Cows	N/T	
Good Holstein veal	110.00-115.00		Choice drop calves	\$300.00-\$400.00	\$760.00
Plain & heavy veal	100.00-110.00		Good drop calves	\$200.00-\$300.00	
Good beef bulls	112.00		Plain & Newborns	\$100.00-\$200.00	

**At Renfrew Pontiac Livestock Ltd.: July 12, 2016 – 9 Replacement Calves, 84 Cows & 11 Bulls**

	Price Range	Top
Replacement Calves	\$230.00-\$280.00	\$340.00 per hd
Cows D1 & D2	104.00-114.00	
Cows D3	89.0-104.00	
Cows D4	81.00-90.00	
Bulls	120.00-128.00	139.00

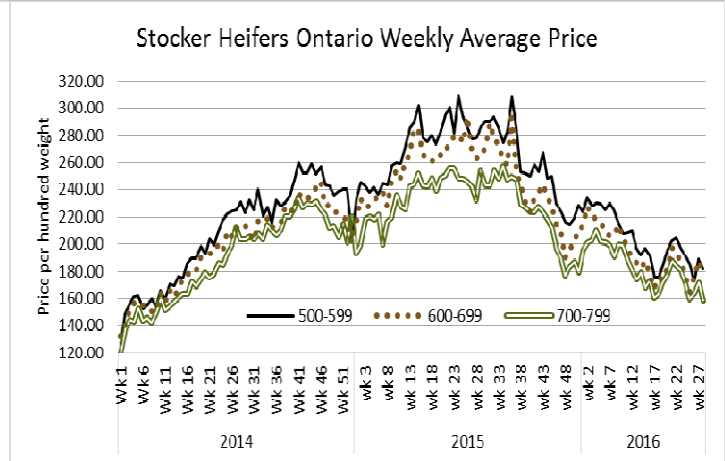
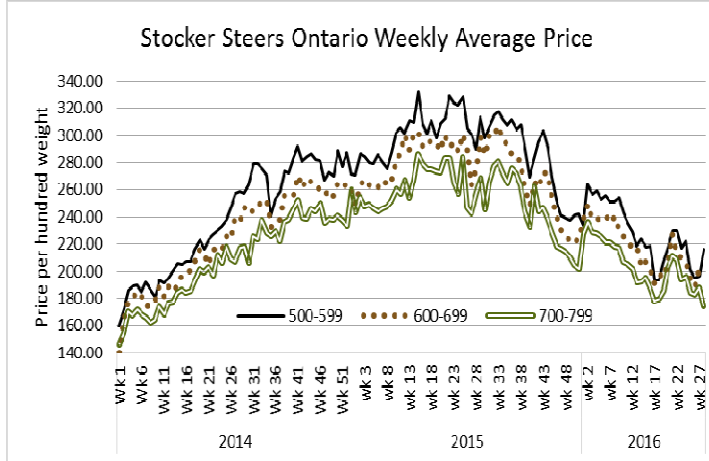
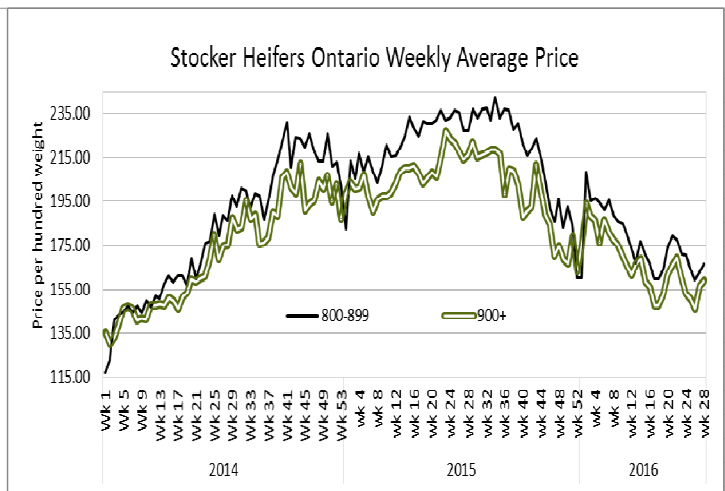
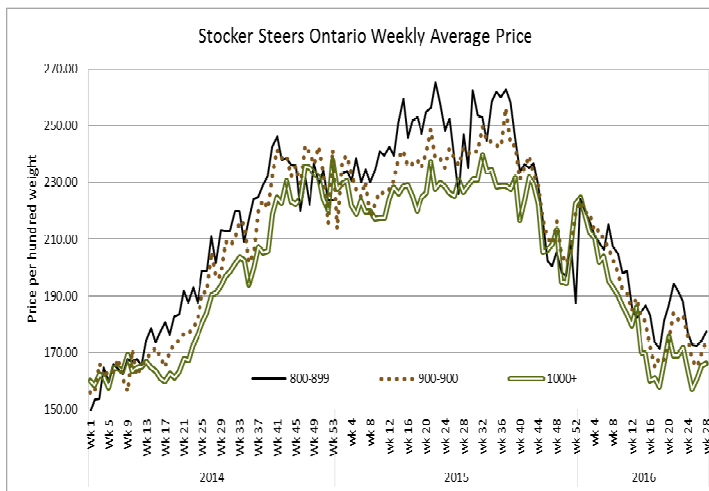
**At Aylmer Stockyards Inc.: July 6, 2016 – 32 Veal, 72 Cows, 8 Fed Cattle, 4 bulls, 104 Replacement Calves & 11 Stockers**

	Price Range	Avg.	Top
Fed Heifers, dairy & dairy cross	71.99-123.99	107.49	123.99
Cows	73.49-123.99	93.30	123.99
Veal over 600 lbs	102.00-128.00	113.39	128.00
Replacement Calves	\$50.00-\$420.00/hd	\$200.00/hd	

**ONTARIO STOCKER & FEEDER TRADE**

**Stocker sale at Brussels Livestock: July 8, 2016 – 1,011 stockers**

Steers	Price Range	Average	Top	Heifers	Price Range	Average	Top
1000+ lbs	159.50-178.00	169.23	180.50	+900 lbs	151.00-174.75	160.57	175.25
900-999	169.50-184.00	178.21	187.00	800-899	148.00-180.00	171.42	180.00
800-899	175.00-198.50	191.60	198.50	700-799	142.00-187.00	165.50	187.00
700-799	168.00-188.00	178.12	217.00	600-699	176.00-194.00	184.47	194.00
600-699	204.00-231.00	216.76	236.00	500-599	170.00-216.00	189.76	220.00
500-599	217.00-252.00	238.05	252.00	400-499	202.00-209.00	206.90	209.00
400-499	175.00-240.00	215.00	257.00	300-399	215.00-252.00	231.13	252.00



Stoker sale at: **Community Livestock Exchange: July 12, 2016 – 144 Stockers**

Steers	Price Range	Average	Top	Heifers	Price Range	Average	Top
800-899	108.00-161.00	138.59	161.00	600-699	150.00-192.50	175.69	192.50
700-799	106.00-192.50	151.60	192.50	500-599	150.00-200.00	177.69	200.00
600-699	108.00-214.99	165.50	214.99				
500-599	175.00-229.99	199.79	229.99				
400-499	177.49-220.0	193.19	270.99				

Stoker sale at: **Keady Livestock Market: July 12, 2016 - 408 Stockers**

Steers	Price Range	Average	Top	Heifers	Price Range	Average	Top
1000+	157.75-169.00	164.09	169.00	900+	124.00-154.50	150.69	154.50
900-999	165.25-173.00	169.24	174.00				
800-899	149.00-194.50	179.47	194.50				
700-799	179.00-189.00	180.43	189.00				

Stoker sale at: **Renfrew Pontiac Livestock: July 12, 2016 – 117 Stockers**

Steers	Price Range	Average	Top	Heifers	Price Range	Average	Top
900-999	135.00-186.00	165.59	186.00	800-899	172.99-178.00	174.10	178.00
800-899	132.00-190.99	183.80	190.99	600-699	112.50-176.00	166.99	176.00
700-799	147.50-202.99	177.89	202.99	500-599	125.00-222.50	169.50	222.50
600-699	117.50-212.99	189.10	212.99	400-499	177.49-245.00	194.90	245.00
500-699	144.99-237.50	208.40	237.50	300-399	160.00-245.00	188.39	245.00
400-499	142.50-272.50	211.69	272.50				

Stocker sale at **Ontario Livestock Exchange: July 13, 2016 – 537** Stockers

<b>Steers</b>	<b>Price Range</b>	<b>Average</b>	<b>Top</b>	<b>Heifers</b>	<b>Price Range</b>	<b>Average</b>	<b>Top</b>
<b>1000+</b>	160.50-178.50	168.05	178.50	<b>900+</b>	158.50-174.50	168.13	174.50
<b>900-999</b>	167.00-181.00	174.86	181.00				

Stocker sale at: **Ontario Livestock Exchange, July 14, 2016 – 163** Stockers

<b>Steers</b>	<b>Price Range</b>	<b>Average</b>	<b>Top</b>	<b>Heifers</b>	<b>Price Range</b>	<b>Average</b>	<b>Top</b>
<b>700-799</b>	150.00-180.00	167.81	200.00	<b>800-899</b>	123.00-150.00	144.88	150.00
<b>600-699</b>	122.50-215.00	175.50	215.00	<b>600-699</b>	141.00-173.00	161.25	180.00
<b>500-599</b>	177.50-217.00	199.67	217.00				

Stocker sale at: **Ontario Stockyards Inc., July 14, 2016 – 283** Stockers

<b>Steers</b>	<b>Price Range</b>	<b>Average</b>	<b>Top</b>	<b>Heifers</b>	<b>Price Range</b>	<b>Average</b>	<b>Top</b>
<b>1000+</b>	110.00-153.00	128.23	165.50	<b>900+</b>	124.00-134.50	131.34	137.50
<b>800-899</b>	147.00-186.00	170.01	186.00	<b>800-899</b>	139.00-185.00	165.47	185.00
<b>700-799</b>	166.00-213.00	189.61	214.00	<b>700-799</b>	140.00-185.50	165.26	185.50
<b>600-699</b>	203.00-250.00	234.35	250.00	<b>600-699</b>	164.00-193.00	182.39	197.50
<b>500-599</b>	185.00-246.00	226.73	246.00	<b>500-599</b>	152.50-202.00	182.34	202.00
<b>400-499</b>	207.50-264.50	232.66	261.50	<b>400-499</b>	161.00-210.0	186.08	210.00

Stocker sale at: **Ottawa Livestock Exchange, July 14, 2016 – 68** Stockers

<b>Steers</b>	<b>Price Range</b>	<b>Average</b>	<b>Top</b>	<b>Heifers</b>	<b>Price Range</b>	<b>Average</b>	<b>Top</b>
<b>700-799</b>	170.00-200.00	195.11	200.00	<b>600-699</b>	179.00-194.00	184.50	194.00
<b>600-699</b>	162.00-211.00	188.64	211.00	<b>500-599</b>	147.00-192.00	172.58	200.00
<b>400-499</b>	157.00-234.00	199.50	234.00				

**ALBERTA DIRECT TRADE**

Week Ending Thursday, July 14, 2016

<b>Steers</b>	Live	145.00-147.00	Flat rail	243.80-248.50
<b>Heifers</b>	Live	N/T	Flat rail	245.00-246.50

**U.S. TRADE (U.S. funds)**

Week Ending Thursday, July 14, 2016

<b>Choice and Select Steers and Heifers:</b>	Live	116.00-118.00
	Rail	186.00-192.00

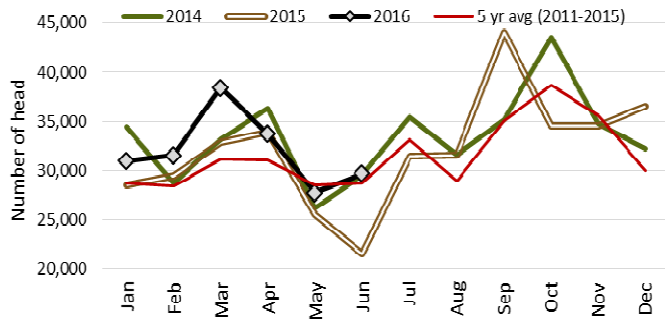
**QUEBEC ELECTRONIC AUCTION MARKET (F.O.B. THE FEEDLOT)**

	<b>Price</b>	<b>Change from Last Week</b>
Week Ending Thursday, July 14, 2016	253.25-254.25	-3.12

**AVERAGE CARCASS WEIGHTS – CANADA**

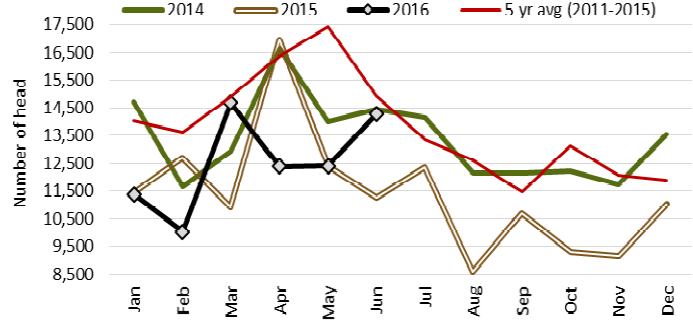
	<b>Steers</b>	<b>Heifers</b>
July 9, 2016	894	817
July 2, 2016	884	816
July 11, 2015	868	804

Ontario Federal and Provincial Monthly Slaughter Volumes for Steers



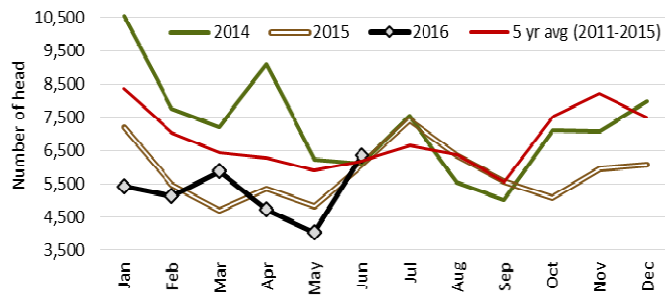
Data Source: Canfax/CBGA

Ontario Federal and Provincial Monthly Slaughter Volumes for Heifers



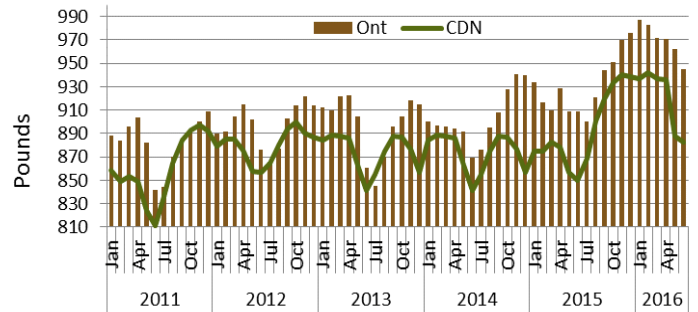
Data Source: Canfax/CBGA

Ontario Federal and Provincial Monthly Slaughter Volumes for Cows



Data Source: Canfax/CBGA

Federally and Provincially Inspected Plants Steers Average Warm Carcass weight Monthly.



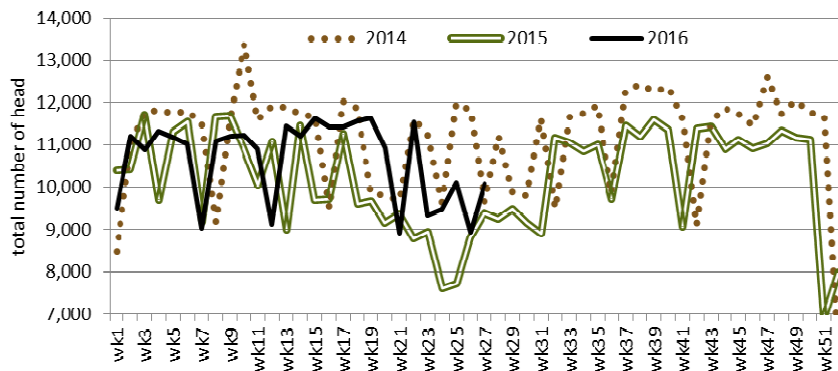
Data source: Canfax/CBGA

**FEDERALLY INSPECTED CANADIAN SLAUGHTER**

**Grand Total  
Western Slaughter  
Eastern Slaughter**

	Week Ending July 9, 2016	# of hd change from week ago	YTD	% Change (Week Ago)	% Change (Year Ago)
Grand Total	52,350	+9,659	1,295,131	+23%	+3%
Western Slaughter	41,757	+8,430	992,066	+25%	+2%
Eastern Slaughter	10,593	+1,229	303,065	+13%	+6%

Ontario Weekly - Federally Inspected Slaughter



Stats source- Canfax/Canadian Beef Grading Agency

**LIVE CATTLE EXPORTS-ONTARIO**

	Week ending June 25, 2016	Week ending June 11, 2016	Year to Date
Total live slaughter cattle exported from Ontario to the U.S.	2,496	2,658	89,086
Steers & Heifers	521	496	20,522
Cows	1,404	1,593	58,219
Bulls	571	569	10,345

### USDA ESTIMATED CATTLE KILL

	<i>Week Ending</i> <b>July 16, 2016</b>	<i>Previous Week</i>	<i>Year Ago</i>
<b>Grand Total</b>	594,000	510,000	542,000

### CANADIAN BOXED BEEF CUT-OUT VALUES

<b>Week Ending</b>	<b>AAA</b>	<b>AA</b>
June 25, 2016	2.8173	2.5573
June 17, 2016	2.9067	2.5831
June 10, 2016	2.8667	2.6473

### U.S. BOXED BEEF CUT-OUT VALUES (U.S. Funds)

	<b>Choice</b> <b>600-900</b>	<b>Select</b> <b>600-699</b>
<b>Current five day average</b>	206.92	195.26

### LIVE CATTLE – CANADA

<b>IMPORTS</b>		<i>Import % change</i> <i>from 2015 YTD</i>		<b>EXPORTS</b>		<i>Export % change</i> <i>from 2015 YTD</i>
	<i>Jan 1- May 31</i>			<i>Jan 1- July 2</i>		
Pure bred	1,382	-32%	Slaughter steers & heifers	155,722		+47%
Non-pure bred	7,519	-34%	Feeder steers & heifers	137,978		-37%
			Cows & Bulls	133,231		-2%

### BEEF EXPORTS – CANADA

	<i>United States</i> <i>Jan 1 – May 31</i>	<i>Change from last year YTD</i>	<i>Mexico</i> <i>Jan 1 – May 31</i>	<i>Change from 2015 YTD</i>
<b>Total</b>	105,961 tonnes	+10% or up 9,606 tonnes	6,050 tonnes	-30 % or - 2,551 tonnes

### BEEF PRODUCTION – CANADA

	<i>Jan 1 – July 9</i>	<i>Last Year Same Time</i>	<i>% Change</i>	<i>Change in tonnes YTD</i>
<b>Fed</b>	440,108 tonnes	409,134 tonnes	+8%	+30,974
<b>Non-fed</b>	73,669 tonnes	62,321 tonnes	+18%	+11,348

### BEEF IMPORTS – CANADA

	<i>Jan 1 – July 9</i>	<i>Last Year Same Time</i>	<i>% Change</i>	<i>Change in tonnes YTD</i>
<b>United States</b>	64,276 tonnes	66,186 tonnes	-3%	-1,910 tonnes
<b>Non-NAFTA</b>	36,083 tonnes	40,579 tonnes	-11%	-4,496 tonnes
<b>Total</b>	103,881 tonnes	107,813 tonnes	-4%	-3,932 tonnes

### CHICAGO MERCANTILE EXCHANGE

*Closing quotes on futures today were as follows:*

<b>Live Cattle</b>	<b>Feeder Cattle</b>	<b>Corn</b>	<b>Soybeans</b>	<b>Canadian \$</b>
\$/cwt US	\$/cwt US	\$/bu US    ¢/bu	\$/bu US    ¢/bu	
<b>Aug</b> 110.92 -1.80	<b>Aug</b> 139.57 -2.12	<b>Sep</b> 3.522 -5.4	<b>Aug</b> 10.724 -11.2	<b>Spot</b> 77.26 -0.34
<b>Oct</b> 109.85 -2.22	<b>Sep</b> 138.40 -2.70	<b>Dec</b> 3.582 -6.4	<b>Sep</b> 10.654 -7.6	<b>Sep</b> 77.27 -0.33
<b>Dec</b> 111.45 -1.90	<b>Oct</b> 137.37 -2.60	<b>Mar</b> 3.662 -6.2	<b>Nov</b> 10.572 -5.0	<b>Dec</b> 77.28 -0.33
<b>Feb</b> 111.40 -1.82	<b>Nov</b> 134.50 -2.70	<b>May</b> 3.704 -6.6	<b>Jan</b> 10.556 -5.2	<b>Mar</b> 77.30 -0.33
<b>Apr</b> 110.62 -1.85	<b>Jan</b> 131.20 -2.60	<b>Jul</b> 3.742 -7.4	<b>Mar</b> 10.390 -6.4	<b>Jun</b> 77.32 -0.33
<b>Jun</b> 104.75 -1.57	<b>Mar</b> 129.55 -2.82	<b>Sep</b> 3.752 -6.4	<b>May</b> 10.326 -6.2	<b>Sep</b> 77.35 -0.33

## OBCFPP LICENCE CHANGES

**No longer licenced:** Country Dealer  
Keith McNeely, Almonte, Ontario KOA 1A0

**Licence voluntarily withdrawn:** Country Dealer  
3-B Livestock, RR 1, Oxford Station, ON K0G 1T0

### **Comments for the week ending Thursday, July 14, 2016**

There were 656 fed steers and heifers sold through auction markets this week, up 222 from last week and 143 more than this time last year. Fed steers traded from \$144.64-\$158.20 with a weekly weighted average price of \$152.61, up \$2.28 from last week but \$43.16 below year ago prices. Fed heifers ranged from \$142.03-\$160.89 averaging \$151.30 down \$1.02 from last week and \$44.02 lower than year ago prices. Auction market reports started out the previous Thursday as \$2.00-\$3.00 cwt higher on a good demand. On Tuesday, the market was steady and strong, with fancy cattle bringing good premiums. By Wednesday the market was active with the better quality types trading \$3.00-\$4.00 cwt higher while extra fancy types brought further premiums. The market ended the week up \$1.00-\$2.00 from the week before.

The Ontario railgrade market was stronger this week with prices starting out higher than the previous week by \$6.25 on average, then holding basically steady. Steers started out \$255.00-\$259.00 dressed, to \$258.00-\$259.00 on Tuesday and \$255.00-\$259.00 on Wednesday. Heifers followed the same pricing trend starting out \$254.00-\$258.00 dressed, to \$257.00-\$258.00 on Tuesday and back to \$254.00-\$258.00 by Wednesday. This week's average prices are \$74.25 below last year at this time.

The Canadian Boxed Beef Report by Kevin Grier noted this week: "Once again distributors are staying very close bought and looking for opportunities. There is some effort on the part of foodservice to begin the quest for hip meat in the belief that seasonal lows are in. Foodservice buyers are waiting for lower rib prices before moving there." In the grocery stores: "After the very good featuring on the Dominion Day Holiday weekend, grocers gave beef a rest this week. Beef ads were almost non-existent in the west while Ontario ads were slim picking. Generally the lack of beef was not surprising given the aggressiveness shown the week prior."

There were 1,827 cull cows sold through auction markets this week up 114 head from last week, but 364 less than last year at this time. Cull cows ranged from \$77.31-\$104.68 with a weekly weighted average price of \$9.10, down \$1.18 from last week and \$27.36 below year ago prices. Auction markets reported a good demand with prices early week, steady to strong. By Tuesday prices were steady and strong to barely steady in spots. By Wednesday the market was slightly easier at barely steady prices.

2,726 head of stocker and feeder cattle were on offer at auction markets this week up 263 head from last week and 530 more than this time last year. Auction market reports started out \$3.00-\$5.00 higher on all weights and classes with a good strong demand. By Tuesday the heavier cattle were \$2.00-\$3.00 cwt lower, but finished the week off holding steady to strong. The light weights were up to \$2.00-\$5.00 cwt higher mid-week, to steady to strong by week's end. Actual average prices this week saw steers 400-500 lbs averaging \$12.93 higher, 500-600 lbs up \$20.15, 600-700 lbs down \$3.65, 700-800 lbs down \$13.42, 800-900 lbs up \$3.00, 900-1000 lbs up \$4.16 and steers over 1000 lbs averaged \$0.94 higher than last week on average. Heifers from 300-400 lbs averaged \$27.66 lower than last week, 400-500 lbs down \$10.92, 500-600 lbs down \$6.83, 600-700 lbs down \$9.87, 700-800 lbs down \$14.18, 800-900 lbs up \$3.91 and heifers over 900 lbs averaged \$2.27 stronger than last week on average.

The Quebec Electronic Market for this week ranged from \$253.25-\$254.25 dressed, down \$3.12 from last week on average.

Alberta direct trade for the week ending July 7th saw higher prices than the previous week on a dressed basis. Steers traded from \$242.00-\$250.50 and heifers from \$242.00-\$248.50 dressed. This week Canfax reported a light to moderate trade with steers selling from \$145.00-\$147.00 live and \$243.80-\$248.50 dressed, down \$1.23 from last week on average. Heifers traded from \$245.00-\$246.50 dressed, up \$0.95 on average. Delivery on most of these cattle is reported to be for the first half of August.

The US cash trade for the week ending July 8th was light and delayed until late Friday afternoon, with a lower tone noted. The USDA Mandatory Price report for last week's market lists live sales from \$118.00-\$122.00 with steers and heifers both averaging \$120.02, which is down \$2.48 from the previous week for steers and \$1.79 lower on the heifers. On the rail prices ranged from \$188.00-\$192.00 dressed with steers averaging \$190.80 down \$4.73 from the previous week on average, while heifers averaged \$190.72 down \$4.17. This week a few scattered deals were noted at \$118.00 live in the south and \$186.00-\$192.00 dressed in the north on Monday afternoon. Tuesday a few more sales surfaced at \$116.00-\$117.00 live in the south and \$186.00-\$188.00 dressed in the north, down around \$1.00-\$2.00 from Monday on average, but not enough sold to establish a market trend for the week. The cattle futures on Monday were sharply lower to limit down in spots with no recovery noted on Tuesday, which resulted in the weaker sales on Tuesday compared to Monday. The cattle futures saw a slight rally on Wednesday and Thursday which basically put a halt to the cash sales, as sellers sat back and passed on the lower bids of \$116.00 live and \$186.00-\$187.00 dressed. Today, a few scattered deals have surfaced at reporting time from \$187.00-\$188.00 dressed in the north, which is steady to the light tests seen earlier this week, but prices are still \$2.00-\$4.00 lower than last week's market. However, trade this week has been limited at best with most of the cattle still unsold. Bids in the south are sitting at \$117.00 live (down \$3.00 from last week's average) but sellers are passing the bid at this time. Asking prices are sitting at \$120.00-\$122.00 live in the south and \$190.00-\$192.00 dressed in the north. Active trading could be delayed until late afternoon and early evening.