



Weekly Market Information Report for the week ending Thursday, July 21, 2016

The following information is collected from various sources and disseminated by Beef Farmers of Ontario.

ONTARIO DIRECT TO PACKER RAILGRADE CATTLE TRADE

Prices are on a carcass weight basis before grade and weight discounts. Weekly Range:

A Grade Steers	249.00-259.00
A Grade Heifers	248.00-258.00

ONTARIO LIVE CATTLE TRADE

Ontario auction sales this week saw weighted average price ranges for:

FED CATTLE	Volume	Price Range	Average	Top	Last Week Avg
Large Frame Steers +1250	128	138.14-155.76	146.95	160.50	151.88
Medium Frame Steers +1250	113	142.94-151.53	149.16	166.00	152.73
Large & Medium Frame Steers +1250	241	140.32-152.49	147.73	166.00	152.61
Large Frame Heifers +1000	148	132.97-153.82	144.69	168.50	152.35
Medium Frame Heifers +1000	106	130.94-148.15	140.63	154.00	149.70
Large & Medium Frame Heifers +1000	254	132.77-152.05	143.02	168.50	151.30
Cows - All Weights	1,944	72.89-98.87	85.49	138.00	91.10
Bulls - All Weights	127	111.68-133.47	122.08	147.00	117.79

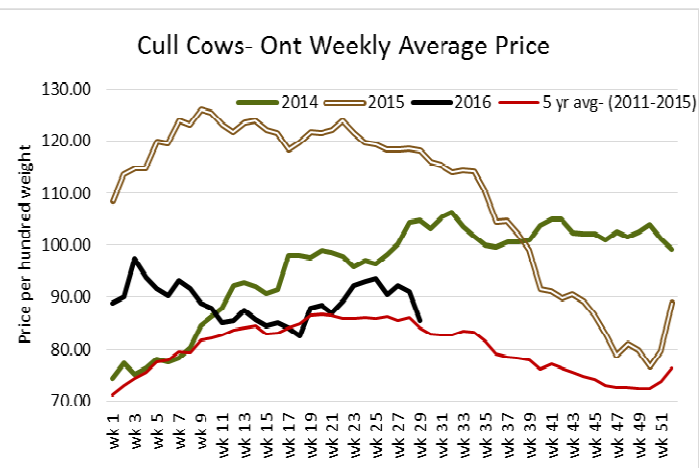
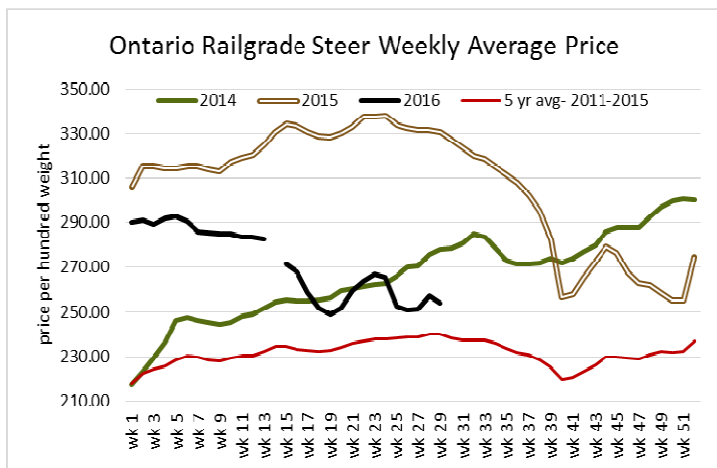
STOCKERS - Large and Medium Frame

STEERS	Volume	Price Range	Average	Top	Last Week Avg
1000+	981	156.25-172.51	165.18	182.00	166.25
900-999	228	160.95-180.65	171.90	188.00	174.02
800-899	163	159.61-185.53	172.45	200.00	177.47
700-799	120	152.55-197.29	180.47	210.00	174.22
600-699	165	167.17-221.50	195.02	250.00	197.84
500-599	100	164.75-238.99	204.59	257.50	216.50
400-499	54	164.78-221.28	201.05	262.00	205.00
-399	19	206.11-249.39	225.23	306.00	212.95

HEIFERS	Volume	Price Range	Average	Top	Last Week Avg
+900	230	137.58-158.49	148.42	169.25	158.91
800-899	118	144.31-172.88	159.20	180.00	166.71
700-799	117	150.40-179.17	167.23	187.00	157.88
600-699	156	142.61-186.13	170.76	206.99	177.47
500-599	88	150.90-197.42	173.87	221.00	182.17
400-499	43	175.81-211.36	193.07	240.00	190.30
300-399	18	174.22-229.17	200.28	280.00	173.42
-299	14	191.71-246.29	219.77	322.00	287.67

At **Kawartha Lakes Community Sale Barn: July 16, 2016** – 111 cows, 8 bulls, 48 veal, 2 fed cattle, & 22 stockers

	Price Range	Average	Top
Cows	64.90-111.00	89.70	111.00
Bulls under 1600 lbs	103.49-125.00	114.19	125.00
Veal 600 lbs +	83.99-114.99	104.40	114.99
Veal 126-300 lbs	150.00-222.50	184.80	222.50
Veal under 125 lbs	105.00-232.50	172.99	232.50



Denfield Livestock Exchange Inc., July 19, 2016: 94 Fed Cattle, 39 Veal, 2 Bulls, 48 Cows & 181 Drop Calves (\$/hd.)

	Price Range	Top		Price Range	Top
Choice steers	1552.00-156.00	165.00	Good beef cows	100.00-110.00	
Good steers	147.00-152.00		Good Holstein cows	90.00-100.00	112.50
Choice heifers	150.00-154.00	168.00	D1 & D2 Cows	80.00-90.00	
Good heifers	145.00-150.00		D3 & D4 Cows	70.00-80.00	
Good Holstein veal	105.00-115.00		Choice drop calves	\$225.00-\$275.00	
Plain & heavy veal	95.00-105.00		Good drop calves	\$150.00-\$225.00	
Good beef bulls	112.00-128.50		Plain & Newborns	\$50.00-\$100.00	

At Renfrew Pontiac Livestock Ltd.: July 19, 2016 – 17 Replacement Calves, 73 Cows & 22 Bulls

	Price Range	Top
Replacement Calves	\$180.00-\$210.00/hd	\$330.00/hd
Cows D1 & D2	104.00-114.00	121.00
Cows D3	89.00-103.00	
Cows D4	81.00-90.00	
Bulls	115.00-128.00	134.00

At Aylmer Stockyards Inc.: July 20, 2016 – 36 Veal, 80 Cows, 12 Fed Cattle, 2 bulls, 110 Drop Calves & 29 Stockers

	Price Range	Avg.	Top
Fed Steers, dairy and dairy cross	119.99-130.00	124.10	130.00
Fed Heifers, dairy & dairy cross	101.00-117.99	112.59	117.9++9
Cows	63.00-106.00	87.19	106.00
Veal over 600 lbs	86.99-139.99	112.79	139.99
Replacement Calves	\$50.00-\$430.00/hd	204.53/hd	

ONTARIO STOCKER & FEEDER TRADE

Stocker sale at Brussels Livestock: July 15, 2016 – 769 stockers

Steers	Price Range	Average	Top	Heifers	Price Range	Average	Top
1000+ lbs	153.50-174.75	164.55	182.00	+900 lbs	146.00-163.75	154.70	169.25
900-999	164.50-184.00	174.79	188.00	800-899	153.25-179.50	164.86	180.00
0800-899	160.00-194.00	177.75	200.00	700-799	157.00-187.00	177.85	187.00
700-799	170.00-202.25	190.28	205.00	600-699	160.00-190.00	176.19	190.00
600-699	201.50-229.00	213.09	229.00	500-599	175.00-215.50	193.14	215.50
500-599	166.00-250.00	206.38	250.00				
400-499	175.00-237.00	220.09	237.00				
399-	190.00-250.00	220.00	250.00				

Stocker sale at: **Community Livestock Exchange: July 19, 2016 – 181 Stockers**

<i>Steers</i>	<i>Price Range</i>	<i>Average</i>	<i>Top</i>	<i>Heifers</i>	<i>Price Range</i>	<i>Average</i>	<i>Top</i>
900-999	79.00-167.50	146.10	167.50	700-799	119.99-176.00	153.60	176.00
800-899	86.99-150.00	122.99	179.00	600-699	100.00-189.99	162.99	189.99
700-799	102.00-197.50	161.80	197.50	500-599	114.99-194.99	159.20	194.99
600-699	93.00-200.99	148.90	222.50	400-499	139.99-237.50	198.90	237.50
500-599	137.50-257.50	198.70	257.50				
400-499	114.99-225.00	166.39	252.49				

Stocker sale at: **Keady Livestock Market: July 19, 2016 - 254 Stockers**

<i>Steers</i>	<i>Price Range</i>	<i>Average</i>	<i>Top</i>	<i>Heifers</i>	<i>Price Range</i>	<i>Average</i>	<i>Top</i>
1000+	162.00-167.50	163.72	167.50	900+	105.00-150.00	130.82	150.00
900-999	169.00-186.50	179.50	186.50				
800-899	175.00-185.00	176.11	185.00				
700-799	174.00-184.00	179.67	184.00				
600-699	188.00-235.00	210.17	240.00				
500-599	162.50-235.00	193.70	235.00				

Stocker sale at: **Renfrew Pontiac Livestock: July 19, 2016 – 98 Stockers**

<i>Steers</i>	<i>Price Range</i>	<i>Average</i>	<i>Top</i>	<i>Heifers</i>	<i>Price Range</i>	<i>Average</i>	<i>Top</i>
700-799	154.00-194.99	180.00	194.99	600-699	137.99-206.99	184.09	206.99
600-699	139.99-222.00	187.09	222.00				
500-699	189.99-245.99	238.49	245.99				
400-499	191.99-225.99	208.80	225.99				

Stocker sale at **Ontario Livestock Exchange: July 20, 2016 – 739 Stockers**

<i>Steers</i>	<i>Price Range</i>	<i>Average</i>	<i>Top</i>	<i>Heifers</i>	<i>Price Range</i>	<i>Average</i>	<i>Top</i>
1000+	157.00-174.50	166.84	174.50	900+	133.50-153.00	140.50	153.00
900-999	169.00-180.00	172.04	180.00	800-899	150.00-159.00	151.50	159.00
800-899	179.00-184.00	181.83	184.00				

Stocker sale at: **Ontario Livestock Exchange, July 21, 2016 – 84 Stockers**

<i>Steers</i>	<i>Price Range</i>	<i>Average</i>	<i>Top</i>	<i>Heifers</i>	<i>Price Range</i>	<i>Average</i>	<i>Top</i>
900-999	144.00-17.00	163.05	175.00	900+	125.00-135.00	129.57	150.00

Stocker sale at: **Ontario Stockyards Inc., July 21, 2016 – 363 Stockers**

<i>Steers</i>	<i>Price Range</i>	<i>Average</i>	<i>Top</i>	<i>Heifers</i>	<i>Price Range</i>	<i>Average</i>	<i>Top</i>
1000+	154.00-161.50	158.11	161.50	900+	129.00-155.00	144.44	160.00
900-999	135.00-150.00	147.58	150.00	800-899	134.00-165.50	149.15	165.50
800-899	165.00-188.00	177.37	188.00	700-799	155.00-177.00	164.74	177.00
700-799	152.50-195.00	179.27	195.00	600-699	150.00-185.00	170.92	199.00
600-699	169.00-225.00	198.10	243.00	500-599	149.00-187.00	162.75	197.50
500-599	165.00-244.00	205.58	254.00	400-499	178.00-211.00	190.67	211.00
400-499	170.00-228.00	205.83	262.00				
399-	227.50-245.00	235.00	245.00				

Stocker sale at: **Ottawa Livestock Exchange, July 21, 2016 – 88 Stockers**

<i>Steers</i>	<i>Price Range</i>	<i>Average</i>	<i>Top</i>	<i>Heifers</i>	<i>Price Range</i>	<i>Average</i>	<i>Top</i>
700-799	132.00-210.00	178.80	210.00	600-699	174.00-188.00	181.60	188.00
600-699	161.00-229.00	200.13	229.00	500-599	134.00-197.00	174.44	197.00
500-599	178.00-222.00	203.50	222.00				
400-499	199.00-210.00	204.60	238.00				

ALBERTA DIRECT TRADE

Week Ending Thursday, July 21, 2016

Steers	Live	145.00	Flat rail	238.50-243.50
Heifers	Live	N/T	Flat rail	238.50-243.50

U.S. TRADE (U.S. funds)

Week Ending Thursday, July 21, 2016

Choice and Select Steers and Heifers:	Live	114.50-116.50
	Rail	181.00-186.00

QUEBEC ELECTRONIC AUCTION MARKET (F.O.B. THE FEEDLOT)

	Price	Change from Last Week
Week Ending Thursday, July 21, 2016	247.00-248.75	-5.67

AVERAGE CARCASS WEIGHTS – CANADA

	Steers	Heifers
July 16, 2016	896	826
July 9, 2016	894	817
July 18, 2015	868	797

FEDERALLY INSPECTED CANADIAN SLAUGHTER

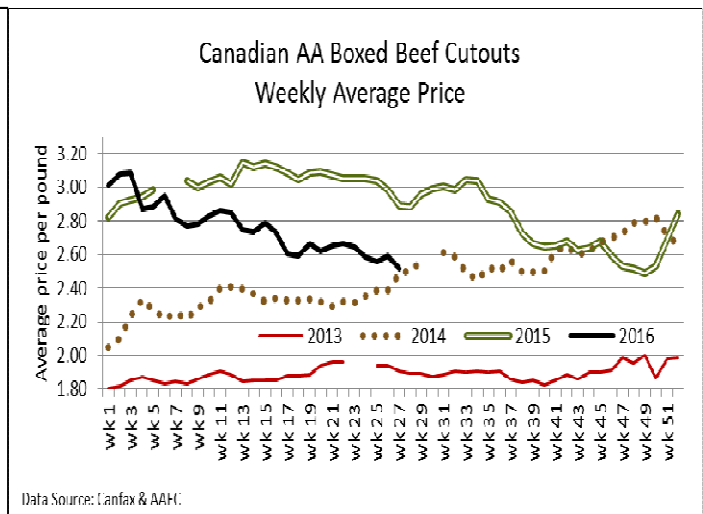
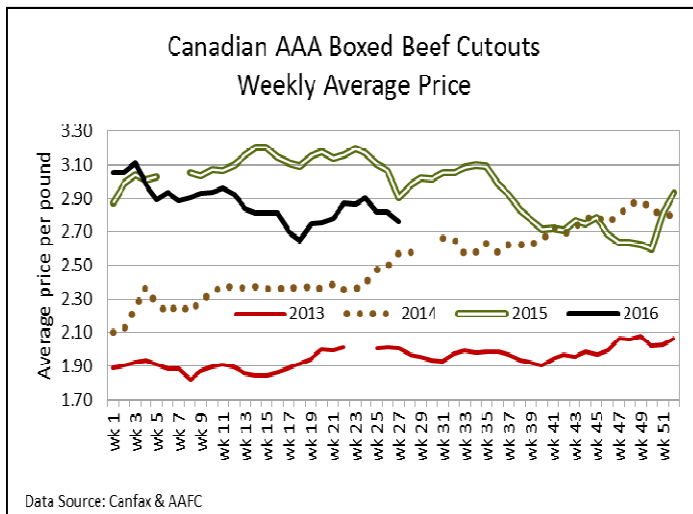
	Week Ending	# of hd change	YTD	% Change	% Change
	July 16, 2016	from week ago		(Week Ago)	(Year Ago)
Grand Total	50,180	-2,170	1,345,311	+23%	+3%
Western Slaughter	40,041	-1,716	1,032,107	+25%	+2%
Eastern Slaughter	10,139	-454	313,204	+13%	+6%

LIVE CATTLE EXPORTS-ONTARIO

	Week ending July 2, 2016	Week ending June 25, 2016	Year to Date
Total live slaughter cattle exported from Ontario to the U.S.	2,871	2,496	91,957
Steers & Heifers	445	521	20,967
Cows	1,865	1,404	60,084
Bulls	561	571	10,906

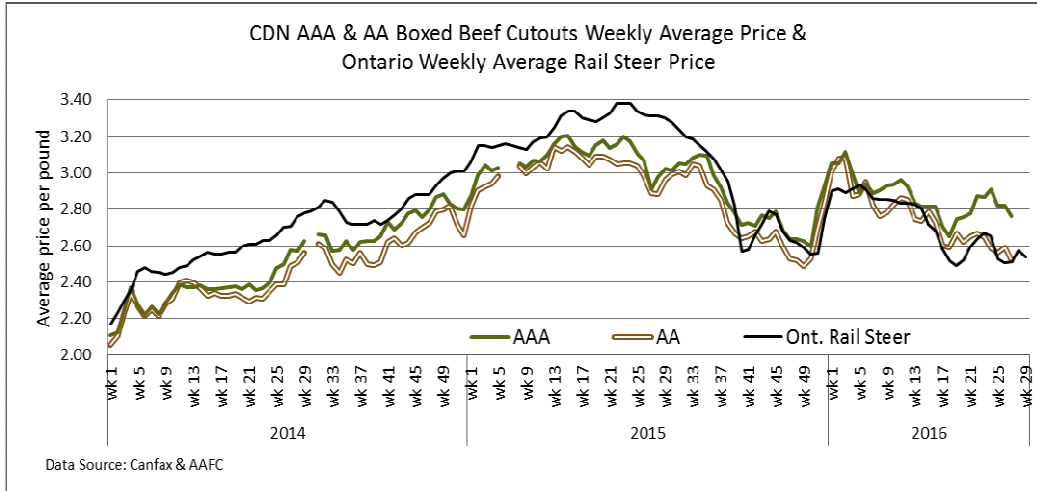
USDA ESTIMATED CATTLE KILL

	Week Ending	Previous Week	Year Ago
	July 23, 2016		
Grand Total	595,000	598,000	535,000



CANADIAN BOXED BEEF CUT-OUT VALUES

Week Ending	AAA	AA
July 1, 2016	2.8024	2.5894
June 25, 2016	2.8173	2.5573
June 17, 2016	2.9067	2.5831



U.S. BOXED BEEF CUT-OUT VALUES (U.S. Funds)

	Choice 600-900	Select 600-699
Current five day average	202.31	191.34

LIVE CATTLE – CANADA

IMPORTS		Import % change from 2015 YTD	EXPORTS		Export % change from 2015 YTD
Jan 1- May 31			Jan 1- July 9		
Pure bred	1,382	-32%	Slaughter steers & heifers	159,277	+45%
Non-pure bred	7,519	-34%	Feeder steers & heifers	138,898	-37%
			Cows & Bulls	137,488	-1%

BEEF EXPORTS – CANADA

United States		Change from last year YTD	Mexico		Change from 2015 YTD
Jan 1 – May 31			Jan 1 – May 31		
Total	105,961 tonnes	+10% or up 9,606 tonnes	6,050 tonnes		-30 % or - 2,551 tonnes

BEEF PRODUCTION – CANADA

	Jan 1 – July 16	Last Year Same Time	% Change	Change in tonnes YTD
Fed	457,489 tonnes	425,451 tonnes	+8%	+32,038
Non-fed	76,025 tonnes	64,330 tonnes	+18%	+11,692

BEEF IMPORTS – CANADA

	Jan 1 – July 16	Last Year Same Time	% Change	Change in tonnes YTD
United States	66,923 tonnes	69,295 tonnes	-3%	-2,372 tonnes
Non-NAFTA	36,130 tonnes	41,890 tonnes	-14%	-5,760 tonnes
Total	107,240 tonnes	112,378 tonnes	-5%	--5,138 tonnes

CHICAGO MERCANTILE EXCHANGE

Closing quotes on futures today were as follows:

Live Cattle			Feeder Cattle			Corn		Soybeans		Canadian \$				
\$/cwt US			\$/cwt US			\$/bu US	¢/bu	\$/bu US	¢/bu					
Aug	109.95	+2.42	Aug	137.20	+2.80	Sep	3.350	+0.6	Aug	10.164	-26.0	Spot	76.06	-0.33
Oct	108.07	+2.37	Sep	135.82	+2.37	Dec	3.416	+1.0	Sep	9.986	-26.6	Sep	76.07	-0.33
Dec	109.20	+1.92	Oct	134.80	+2.10	Mar	3.514	+1.2	Nov	9.882	-24.2	Dec	76.09	-0.33
Feb	109.32	+1.90	Nov	132.47	+2.17	May	3.570	+1.0	Jan	9.892	-23.4	Mar	76.12	-0.32
Apr	108.52	+1.70	Jan	130.00	+2.27	Jul	3.624	+1.6	Mar	9.822	-22.2	Jun	76.16	-0.31
Jun	102.35	+1.57	Mar	128.72	+2.65	Sep	3.670	+1.6	May	9.782	-21.0	Sep	76.21	-0.30

Beef Farmers of Ontario, 130 Malcolm Road, Guelph, ON N1K 1B1 Phone: (519) 824-0334 Fax: (519) 824-1930 or email: markets@ontariobeef.com

Comments for the week ending Thursday, July 21, 2016

The fed cattle market was under pressure this week with 495 head sold through auction markets, down 161 from last week and 80 more than last year at this time. Fed steers ranged from \$140.32-\$152.49 averaging \$147.73 down \$4.88 cwt from last week and \$47.67 below year ago prices. Heifers were under further pressure with prices ranging from \$132.77-\$152.05 averaging \$143.02 down \$8.28 from last week and \$47.57 below year ago prices. Auction markets early week, reported trade as selective at slightly easier prices. By mid-week the market was under pressure with the good quality cattle trading \$4.00-\$5.00 cwt lower, with all other classes taking further losses. By week's end trade was \$2.00-\$3.00 lower.

The Ontario railgrade market declined as the week progressed. Steers started out the previous Friday from \$253.00-\$259.00 dressed, down to \$250.00-\$256.00 by Monday and \$248.00-\$256.00 by Wednesday, with these cattle being delivered anywhere from this week to the second week in August. The same went for heifers with prices starting out \$252.00-\$258.00 dressed, to \$249.00-\$255.00 and ended the week \$247.00-\$255.00. This week's average prices are \$3.50 below last week and \$76.75 lower than year ago prices.

The Canadian Boxed Beef Report by Kevin Grier noted this week: "Buyers were holding to their guns on prices and once again just buying what they needed as they watched the board meander at low levels and heard tales of lower cash cattle. The big retailers appear to increasingly want beef on the flyers and demand is improving as a result. Canadian beef features on the front page of flyers across the country were average this week. Beef movement at retail is improving and has been mostly better than last year over this time. Restaurant traffic is good."

1,944 cull cows sold through auction markets this week, up 117 head from last week but 372 less than this time last year. Cull cows sold from \$72.89-\$98.87 averaging \$85.49 down \$5.61 from last week and \$32.70 below year ago prices. Auction market reports started the week steady to barely steady, with just one report of higher prices. As the week progressed prices were steady to easier with prices \$4.00-\$5.00 lower on a medium quality offering.

Lighter receipts of 2,614 stocker and feeder cattle sold through auction markets this week down 112 head from last week but 345 more than this time last year. Auction markets reported a mostly steady to steady trade this week, on all weights and classes. We could see volumes pick up soon, if the drought like conditions continue in many parts of Ontario, as producers pull the cattle off grass and send them off to market. Actual average prices this week for steers 400-500 lbs averaged \$3.95 lower, 500-600 lbs down \$11.91, 600-700 lbs down \$2.82, 700-800 lbs up \$6.25, 800-900 lbs down \$5.02, 900-1000 lbs down \$2.12 and steers over 1000 lbs averaged \$1.07 lower than last week. Heifers from 300-400 lbs averaged \$26.86 higher than last week, 400-500 lbs up \$2.77, 500-600 lbs down \$8.30, 600-700 lbs down \$6.71, 700-800 lbs up \$9.35, 800-900 lbs down \$7.51 and heifers over 900 lbs averaged \$10.49 lower than last week.

The Quebec Electronic Market for this week ranged from \$247.00-\$248.75 dressed, down \$5.67 from last week on average.

Alberta direct trade continued under pressure again this week. Canfax reported live steers at \$145.00, down \$1.53 from last week while dressed steers sold from \$238.50-\$243.50, down \$5.29 from last week. Heifers sold from \$238.50-\$243.50 dressed, down \$5.08 on average, with delivery in two to three weeks on all sales.

The US cash trade for the week ending July 14th was light to moderate on the Friday afternoon at slightly lower prices. Trade for last week reported by the USDA Mandatory Price Report lists live sales from \$116.00-\$120.00 with a weekly weighted average price of \$117.00 live, down \$3.00 from the previous week. On the rail sales ranged from \$184.00-\$192.00 dressed, with weekly weighted average prices at \$187.00 dressed, down \$3.60 from the week before. This week a light trade on Tuesday was noted in the north from \$185.00-\$188.00 dressed which was steady to \$1.00 lower, while a very light test in the south was \$115.00-\$116.00 live, down \$1.00-\$2.00. On Wednesday business in the north was mostly at \$185.00 dressed while southern deals were \$115.00, both down \$2.00 from last week's weighted average. On Thursday, southern business was steady to Wednesday at \$115.00 while the north eased slightly lower to \$181.00-\$185.00 dressed. At time of reporting Friday afternoon, a couple of bids have surfaced in the south at \$113.00 live and \$180.00-\$182.00 dressed in the north, but no selling interest was reported as sellers stepped back, following sharply higher cattle futures today. It appears that business for the week is completed. If this week's US average is in the \$115.00 live range, it will be the lowest weekly weighted average price since the week ending July 26, 2012.