



## Weekly Market Information Report for the week ending Thursday, July 28, 2016

The following information is collected from various sources and disseminated by Beef Farmers of Ontario.

### ONTARIO DIRECT TO PACKER RAILGRADE CATTLE TRADE

Prices are on a carcass weight basis before grade and weight discounts. Weekly Range:

<b>A Grade Steers</b>	238.00-250.00
<b>A Grade Heifers</b>	237.00-249.00

### ONTARIO LIVE CATTLE TRADE

Ontario auction sales this week saw weighted average price ranges for:

<b>FED CATTLE</b>	<b>Volume</b>	<b>Price Range</b>	<b>Average</b>	<b>Top</b>	<b>Last Week Avg</b>
Large Frame Steers +1250	106	137.64-154.70	146.18	168.00	146.95
Medium Frame Steers +1250	70	141.83-149.58	145.36	154.25	149.16
Large & Medium Frame Steers +1250	176	138.99-154.27	146.24	168.00	147.73
Large Frame Heifers +1000	96	131.97-148.87	142.74	166.00	144.69
Medium Frame Heifers +1000	95	130.94-144.42	139.78	166.00	140.63
Large & Medium Frame Heifers +1000	191	129.80-148.66	141.44	166.00	143.02
Cows - All Weights	1,956	70.01-96.25	82.23	131.00	85.49
Bulls - All Weights	97	106.39-127.41	117.83	169.99	122.08

### STOCKERS - Large and Medium Frame

<b>STEERS</b>	<b>Volume</b>	<b>Price Range</b>	<b>Average</b>	<b>Top</b>	<b>Last Week Avg</b>
<b>1000+</b>	836	150.23-168.30	158.59	171.00	165.18
<b>900-999</b>	284	147.90-177.55	168.48	188.00	171.90
<b>800-899</b>	191	164.70-184.66	177.17	192.00	172.45
<b>700-799</b>	163	148.04-188.53	169.67	208.00	180.47
<b>600-699</b>	189	140.77-205.58	176.46	232.00	195.02
<b>500-599</b>	138	159.54-219.07	197.64	242.00	204.59
<b>400-499</b>	61	179.84-226.66	203.78	257.00	201.05
<b>-399</b>	38	182.26-225.58	204.33	275.00	225.23

<b>HEIFERS</b>	<b>Volume</b>	<b>Price Range</b>	<b>Average</b>	<b>Top</b>	<b>Last Week Avg</b>
<b>+900</b>	252	135.17-152.36	143.31	161.00	148.42
<b>800-899</b>	80	140.24-162.33	150.97	170.00	159.20
<b>700-799</b>	147	141.90-166.61	156.62	176.00	167.23
<b>600-699</b>	158	135.74-178.87	162.22	188.00	170.76
<b>500-599</b>	126	140.14-183.19	163.62	210.00	173.87
<b>400-499</b>	55	149.66-203.93	178.85	235.00	193.07
<b>300-399</b>	28	181.39-217.07	201.67	255.00	200.28
<b>-299</b>	9	168.00-171.00	169.00	280.00	219.77

At Kawartha Lakes Community Sale Barn: July 23, 2016 – 90 cows, 5 bulls, 45 veal, 1 fed cattle, & 34 stockers

	<b>Price Range</b>	<b>Average</b>	<b>Top</b>
<b>Cows</b>	56.00-104.00	85.19	104.00
<b>Bulls under 1600 lbs</b>	107.00-130.00	115.30	130.00
<b>Bulls over 1600 lbs</b>	116.99-123.99	119.30	123.99
<b>Veal 600 lbs +</b>	96.99-108.00	104.65	108.00
<b>Veal under 125 lbs</b>	55.00-107.49	82.29	155.60

**Denfield Livestock Exchange Inc., July 26, 2016: 106 Fed Cattle, 48 Veal, 2 Bulls, 54 Cows & 164 Drop Calves (\$/hd.)**

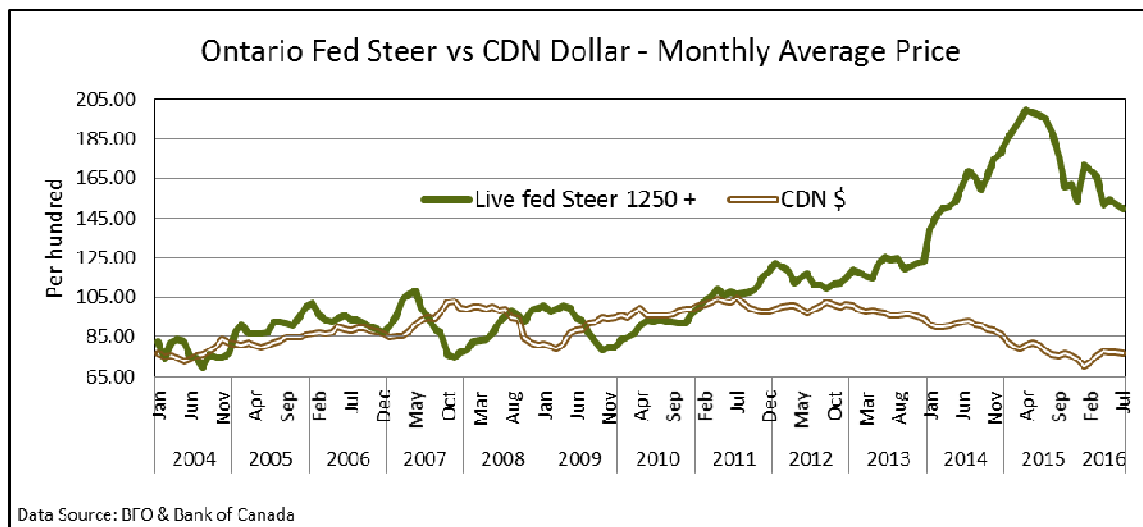
	Price Range	Top		Price Range	Top
Choice steers	155.00-166.00	170.00	Good beef cows	N/T	
Good steers	145.00-150.00		Good Holstein cows	80.00-90.00	
Choice heifers	150.00-160.00		D1 & D2 Cows	60.00-70.00	
Good heifers	145.00-150.00		D3 & D4 Cows	40.00-60.00	
Good Holstein veal	110.00-120.00		Choice drop calves	\$250.00-\$480.00/hd	
Plain & heavy veal	100.00-110.00		Good drop calves	\$120.00-\$200.00/hd	
Good beef bulls	105.00-125.00		Plain & Newborns	\$20.00-\$80.00/hd	

**At Renfrew Pontiac Livestock Ltd.: July 26, 2016 – 13 Replacement Calves, 83 Cows & 10 Bulls**

	Price Range	Top
Replacement Calves	\$180.00-\$215.00/hd	\$330.00/hd
Cows D1 & D2	104.00-108.00	113.00
Cows D3	86.00-103.00	
Cows D4	81.00-86.00	
Bulls	115.00-124.00	134.00

**At Aylmer Stockyards Inc.: July 27, 2016 – 65 Veal, 113 Cows, 24 Fed Cattle, 4 bulls, 111 Replacement Calves & 11 Stockers**

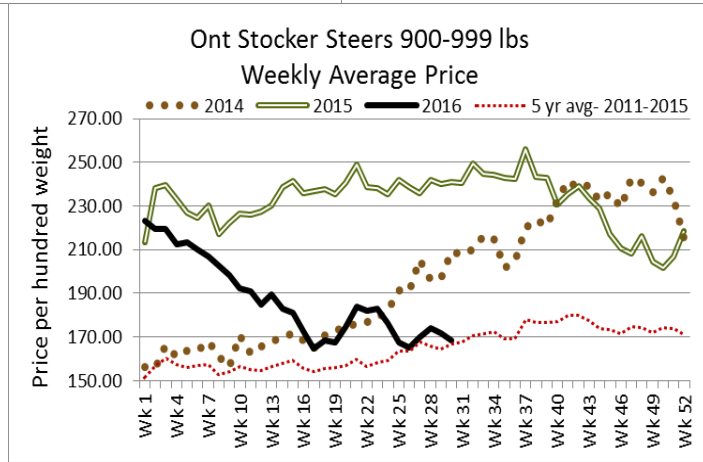
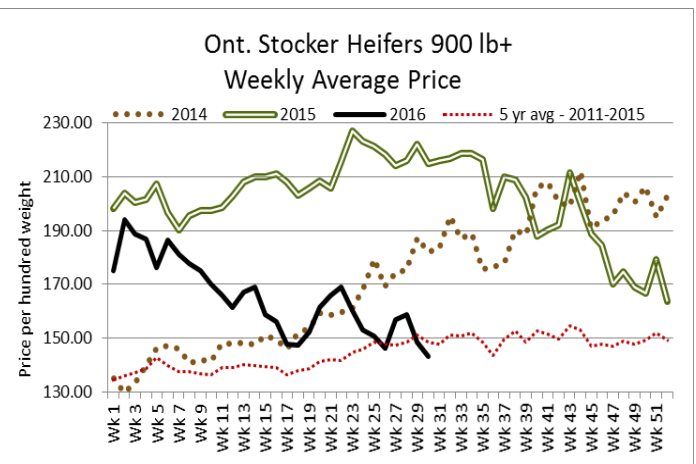
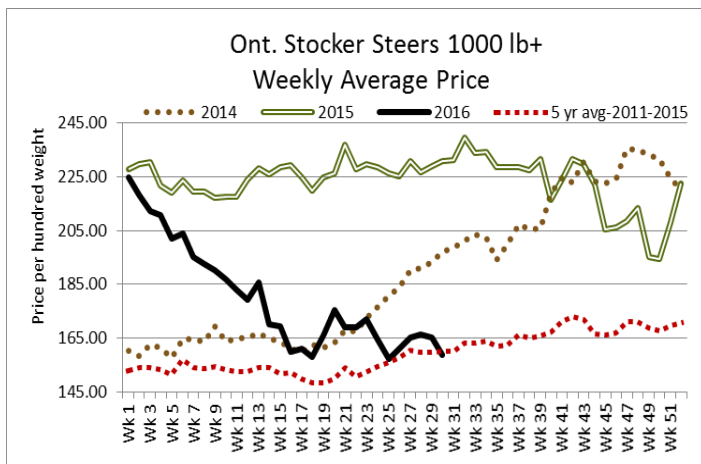
	Price Range	Avg.	Top
Fed Steers, dairy and dairy cross	127.49-134.49	131.89	134.49
Fed Heifers, dairy & dairy cross	108.00-120.50	116.39	120.50
Cows	65.00-120.50	87.09	131.00
Veal over 600 lbs	102.00-140.99	112.79	172.99
Replacement Calves	\$45.00-\$194.00/hd		\$730.00/hd



**ONTARIO STOCKER & FEEDER TRADE**

**Stocker sale at Brussels Livestock: July 22, 2016 – 742 stockers**

Steers	Price Range	Average	Top	Heifers	Price Range	Average	Top
1000+ lbs	145.00-169.00	154.45	171.00	+900 lbs	139.00-153.50	145.62	154.00
900-999	134.00-179.00	169.29	179.00	800-899	148.00-158.00	153.57	159.00
800-899	172.50-191.00	183.92	192.00	700-799	147.00-176.00	162.06	176.00
700-799	169.00-205.00	180.98	208.00	600-699	145.00-188.00	173.54	188.00
600-699	168.00-227.00	194.36	232.00	500-599	163.00-197.00	186.58	202.00
500-599	180.00-242.00	217.58	242.00	400-499	122.00-220.00	170.17	225.00
400-499	200.00-257.00	231.36	257.00	300-399	210.00-217.00	214.40	255.00
399-	210.00-260.00	233.57	260.00				



Stocker sale at: **Community Livestock Exchange: July 26, 2016 – 238 Stockers**

Steers	Price Range	Average	Top	Heifers	Price Range	Average	Top
800-899	100.00-169.99	152.40	169.99	700-799	122.50-168.99	150.60	168.99
700-799	107.00-186.00	161.20	186.00	600-699	114.99-180.00	158.20	180.00
600-699	109.00-217.49	179.89	217.49	500-599	107.49-185.00	147.99	185.00
500-599	157.00-233.99	207.90	233.99	400-499	144.99-208.00	160.89	208.00
400-499	175.00-252.49	213.30	252.49				
399-	260.00-275.00	267.39	275.00				

Stocker sale at: **Keady Livestock Market: July 26, 2016 - 312 Stockers**

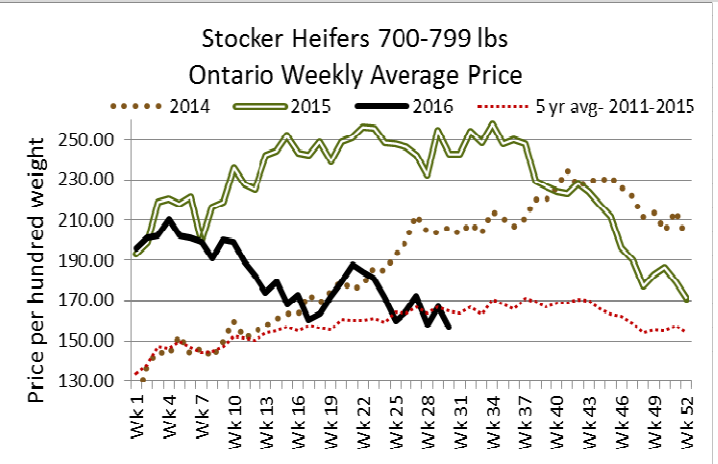
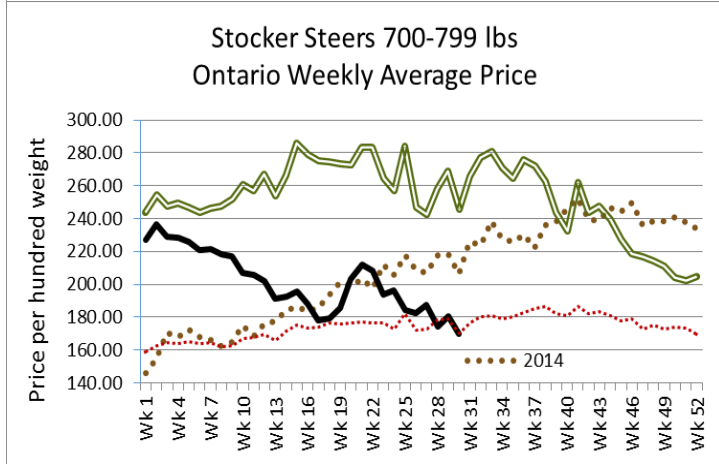
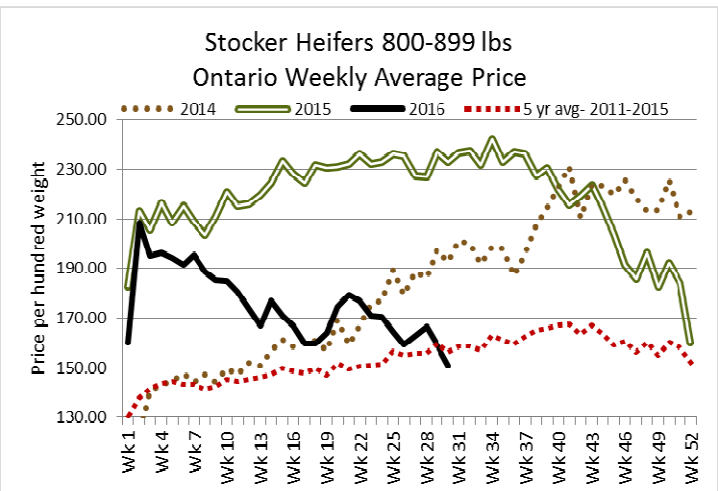
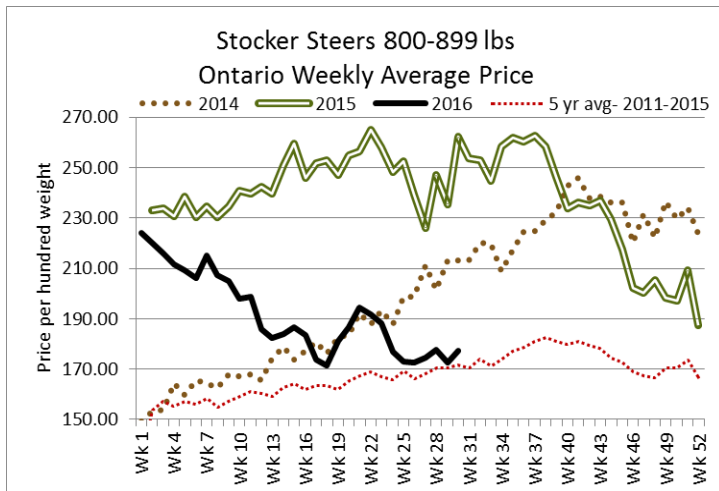
Steers	Price Range	Average	Top	Heifers	Price Range	Average	Top
1000+	152.75-165.75	160.27	165.75	700-799	142.50-172.00	162.30	172.00
900-999	150.00-172.00	166.88	172.00	600-699	162.50-182.00	177.13	182.00

Stocker sale at: **Renfrew Pontiac Livestock: July 26, 2016 – 89 Stockers**

Steers	Price Range	Average	Top	Heifers	Price Range	Average	Top
700-799	130.00-184.49	177.89	184.49	900+	125.00-153.00	141.39	153.00
600-699	157.49-220.00	192.10	220.00	700-799	167.50-175.00	171.99	175.00
500-699	139.99-217.49	176.09	217.49	600-699	100.00-175.00	156.09	175.00
400-499	227.99			500-599	137.50-210.00	182.29	210.00

Stocker sale at **Ontario Livestock Exchange: July 27, 2016 – 720 Stockers**

Steers	Price Range	Average	Top	Heifers	Price Range	Average	Top
1000+	152.00-171.00	160.18	171.00	900+	143.00-158.00	146.00	158.00
900-999	153.00-188.00	174.35	188.00	700-799	148.00-152.00	151.50	152.00
800-899	185.300-191.50	188.75	191.50				



Stocker sale at: **Ontario Livestock Exchange, July 28, 2016 – 203** Stockers

Steers	Price Range	Average	Top	Heifers	Price Range	Average	Top
1000+	150.00-151.00	150.20	151.00	700-799	137.00-158.00	149.81	158.00
700-799	132.50-168.00	143.83	168.00	500-599	170.00-192.00	176.50	192.00
500-599	167.50-190.00	185.64	190.00	300-399	158.00-225.00	185.60	225.00

Stocker sale at: **Ontario Stockyards Inc., July 28, 2016 – 440** Stockers

Steers	Price Range	Average	Top	Heifers	Price Range	Average	Top
1000+	145.00-168.25	157.24	168.25	900+	114.00-158.50	138.48	158.50
900-999	153.00-166.00	161.64	166.00	800-899	136.00-170.00	151.01	170.00
800-899	139.00-168.50	156.15	168.50	700-799	127.50-149.00	143.07	165.00
700-799	146.00-181.00	166.65	181.00	600-699	140.00-170.00	150.90	174.00
600-699	137.50-188.00	161.71	196.00	500-599	129.00-172.00	150.53	190.00
500-599	148.00-200.00	193.69	200.00	400-499	167.50-199.00	190.49	199.00
400-499	167.50-200.00	183.13	202.00	300-399	167.50-225.00	200.31	225.00
399-	204.00-265.00	226.48	265.00				

Stocker sale at: **Ottawa Livestock Exchange, July 28, 2016 – 34** Stockers

Steers	Price Range	Average	Top	Heifers	Price Range	Average	Top
600-699	165.00-218.00	189.00	218.00	500-599	170.00-182.00	174.40	182.00
399-	160.00-232.00	208.50	232.00				

### ALBERTA DIRECT TRADE

Week Ending Thursday, July 28, 2016

<b>Steers</b>	Live	N/T	Flat rail	243.00-250.50
<b>Heifers</b>	Live	N/T	Flat rail	N/T

### U.S. TRADE (U.S. funds)

Week Ending Thursday, July 28, 2016

<b>Choice and Select Steers and Heifers:</b>	Live	N/T
	Rail	N/T

### QUEBEC ELECTRONIC AUCTION MARKET (F.O.B. THE FEEDLOT)

	<b>Price</b>	<b>Change from Last Week</b>
Week Ending Thursday, July 28, 2016	242.00-244.75	-4.54

### AVERAGE CARCASS WEIGHTS – CANADA

	<b>Steers</b>	<b>Heifers</b>
July 23, 2016	901	817
July 16, 2016	896	826
July 25, 2015	870	798

### FEDERALLY INSPECTED CANADIAN SLAUGHTER

	<b>Week Ending</b>	<b># of hd change</b>	<b>YTD</b>	<b>% Change</b>	<b>% Change</b>
	<b>July 26, 2016</b>	<b>from week ago</b>		<b>(Week Ago)</b>	<b>(Year Ago)</b>
<b>Grand Total</b>	56,871	+6,691	1,402,182	+13%	+3%
<b>Western Slaughter</b>	45,662	+5,621	1,077,769	+14%	+2%
<b>Eastern Slaughter</b>	11,209	+1,070	324,413	+11%	+6%

### LIVE CATTLE EXPORTS-ONTARIO

	<b>Week ending July 9, 2016</b>	<b>Week ending July 2, 2016</b>	<b>Year to Date</b>
<b>Total live slaughter cattle</b> exported from Ontario to the U.S.	<b>2,384</b>	<b>2,871</b>	<b>94,341</b>
<b>Steers &amp; Heifers</b>	219	445	21,186
<b>Cows</b>	1,655	1,865	61,739
<b>Bulls</b>	510	561	11,416

### USDA ESTIMATED CATTLE KILL

	<b>Week Ending</b>	<b>Previous Week</b>	<b>Year Ago</b>
	<b>July 30, 2016</b>		
<b>Grand Total</b>	581,000	595,000	532,000

### CANADIAN BOXED BEEF CUT-OUT VALUES

<b>Week Ending</b>	<b>AAA</b>	<b>AA</b>
July 15, 2016	2.7704	2.5935
July 8, 2016	2.7639	2.5194
July 1, 2016	2.8024	2.5894

### U.S. BOXED BEEF CUT-OUT VALUES (U.S. Funds)

	<b>Choice</b>	<b>Select</b>
	<b>600-900</b>	<b>600-699</b>
<b>Current five day average</b>	199.29	189.92

### LIVE CATTLE – CANADA

<b>IMPORTS</b>		<i>Import % change from 2015 YTD</i>	<b>EXPORTS</b>		<i>Export % change from 2015 YTD</i>
<i>Jan 1- May 31</i>			<i>Jan 1- July 16</i>		
Pure bred	1,382	-32%	Slaughter steers & heifers	164,001	+46%
Non-pure bred	7,519	-34%	Feeder steers & heifers	141,708	-37%
			Cows & Bulls	142,044	-2%

### BEEF EXPORTS – CANADA

<b>United States</b>		<i>Change from last year YTD</i>	<b>Mexico</b>	<i>Change from 2015 YTD</i>
<i>Jan 1 – May 31</i>			<i>Jan 1 – May 31</i>	
Total	105,961 tonnes	+10% or up 9,606 tonnes	6,050 tonnes	-30 % or - 2,551 tonnes

### BEEF PRODUCTION – CANADA

	<i>Jan 1 – July 23</i>	<i>Last Year Same Time</i>	<i>% Change</i>	<i>Change in tonnes YTD</i>
Fed	477,865 tonnes	441,832 tonnes	+8%	+36,033
Non-fed	78,150 tonnes	66,527 tonnes	+17%	+11,923

### BEEF IMPORTS – CANADA

	<i>Jan 1 – July 23</i>	<i>Last Year Same Time</i>	<i>% Change</i>	<i>Change in tonnes YTD</i>
United States	69,504 tonnes	72,473 tonnes	-4%	-2,969 tonnes
Non-NAFTA	36,897 tonnes	43,522 tonnes	-15%	-6,625 tonnes
Total	110,657 tonnes	117,305 tonnes	-6%	-6,648 tonnes

### CHICAGO MERCANTILE EXCHANGE

Closing quotes on futures today were as follows:

<b>Live Cattle</b>		<b>Feeder Cattle</b>		<b>Corn</b>		<b>Soybeans</b>		<b>Canadian \$</b>	
<i>\$/cwt US</i>		<i>\$/cwt US</i>		<i>\$/bu US</i>		<i>¢/bu</i>			
<b>Aug</b>	113.07 -0.25	<b>Aug</b>	140.05 -0.42	<b>Sep</b>	3.346 +3.2	<b>Aug</b>	10.324 +29.0	<b>Spot</b>	76.66 +0.71
<b>Oct</b>	111.72 -0.37	<b>Sep</b>	138.57 -0.57	<b>Dec</b>	3.426 +4.0	<b>Sep</b>	10.200 +26.6	<b>Sep</b>	76.68 +0.69
<b>Dec</b>	112.40 -0.27	<b>Oct</b>	137.72 -0.62	<b>Mar</b>	3.514 +4.0	<b>Nov</b>	10.030 +25.0	<b>Dec</b>	76.71 +0.70
<b>Feb</b>	111.80 -0.20	<b>Nov</b>	135.25 -0.17	<b>May</b>	3.572 +4.0	<b>Jan</b>	10.030 +24.4	<b>Mar</b>	76.73 +0.69
<b>Apr</b>	110.22 -0.17	<b>Jan</b>	131.77 +0.45	<b>Jul</b>	3.626 +4.2	<b>Mar</b>	9.920 +24.0	<b>Jun</b>	76.75 +0.69
<b>Jun</b>	104.22 +0.37	<b>Mar</b>	130.57 +0.47	<b>Sep</b>	3.670 +4.6	<b>May</b>	9.862 +23.2	<b>Sep</b>	76.78 +0.69

Beef Farmers of Ontario, 130 Malcolm Road, Guelph, ON N1K 1B1 Phone: (519) 824-0334 Fax: (519) 824-1930 or email: [markets@ontariobeef.com](mailto:markets@ontariobeef.com)

### Comments for the week ending Thursday, July 28, 2016

There were 367 fed steers and heifers sold through Ontario auction markets this week down 128 head from last week, and 16 less than last year at this time. Fed steers sold from \$138.99-\$154.27 with a weekly weighted average price of \$146.24, down \$1.49 from last week and \$44.02 below last year at this time. Fed heifers ranged from \$129.80-\$148.66 averaging \$141.44 down \$1.58 from last week and \$45.56 lower than this time last year. Auction market reports started out with demand as selective at easier prices, to about steady by mid-week and steady by week's end. The fancy types were bringing premium prices.

The Ontario railgrade market started out the previous Friday with no orders or bids reported. On Monday all were back at the table but prices had declined to \$238.00-\$250.00 dressed for steers and \$237.00-\$249.00 for heifers. These sales were being delivered anywhere from this week to mid-August, which is why the spread is so wide. Sales reported were very limited this week also. Prices have held steady from Monday through to Thursday of this week. The average prices are \$9.75 below last week and \$83.50 lower than last year at this time. On a positive note, today (Friday) prices are coming in at \$243.00-\$250.00 dressed for steers.

The Canadian Boxed Beef Report by Kevin Grier noted this week: "Distributors are shopping around more and showing more interest in getting product around them. Orders are picking up in frequency and volume. Customer traffic remains slow but overall purchases are less hit and miss. Beef features by retailers this week were poor in Ontario with only three of the major grocers featuring beef on their front page."

1,956 cull cows sold through auction markets this week which is fully steady to last week and last year at this time. Cull cows sold from \$70.01-\$96.25 averaging \$82.23 down \$3.26 from last week and \$33.77 below year ago prices. Trade this week declined as the week progressed with auction market reports starting out steady to fully steady, to under pressure at easier prices and ended the week under pressure at softer prices, down at least \$1.00-\$4.00 cwt.

There were 2,755 stocker and feeder cattle sold through auction markets this week, up 141 head from last week and 121 more than last year at this time. Auction markets reported business early in this trading period, as active with prices steady to brisk and heavier cattle up \$1.00-\$2.00 cwt. As the week progressed the market was under pressure with prices \$2.00-\$5.00 lower. By week's end, good quality short keeps/yearlings were steady but medium quality calves were down \$5.00-\$10.00. Actual average prices for this week saw steers 400-500 lbs averaging \$2.73 higher than last week, steers 500-600 lbs down \$6.95, 600-700 lbs down \$18.56, 700-800 lbs down \$10.80, 800-900 lbs up \$4.72, 900-1000 lbs down \$3.42 and steers over 1000 lbs averaged \$6.59 below last week. Heifers 300-400 lbs averaged \$1.39 higher than last week, heifers 400-500 lbs were down \$14.22, 500-600 lbs down \$10.25, 600-700 lbs down \$8.54, 700-800 lbs down \$10.61, 800-900 lbs down \$8.23 and heifers over 900 lbs averaged \$5.11 below last week's weighted average.

Alberta direct trade, the week ending July 22<sup>nd</sup>, continued under pressure. Canfax reported live steers at \$145.00, down \$1.53 from the previous week, while dressed steers sold from \$238.50-\$243.50, down \$5.29. Heifers sold from \$238.50-\$243.50 dressed, down \$5.08 on average, with delivery in two to three weeks on all sales. This week Canfax reported the largest show list volume so far this year. Trade was light with stronger prices with Canfax reporting dressed sales for steers from \$243.00-\$250.50 averaging \$246.07 up \$4.54 from last week on average. Canfax noted that all sales this week went to local packers with delivery scheduled for the middle of August.

The US cash trade for the week ending July 22<sup>nd</sup>, declined as the week progressed with sellers finally digging in their heels and refusing lower bids on Friday. Sales last week reported by the USDA Mandatory Price report saw live sales ranging from \$113.00-\$116.00 with steers averaging \$114.64 down \$2.37 from the previous week, while heifers averaged \$114.78 down \$2.21. On the rail steers and heifers sold from \$180.00-\$188.00 for the week, with steers averaging \$184.75 down \$2.42 from the week before, while heifers averaged \$184.45 down \$2.65. This week, cattle futures rallied the beginning of the week resulting in both packers and sellers sitting back and waiting. Some bids surfaced on Thursday at \$113.00-\$114.00 live in the south and \$117.00 live and \$183.00-\$186.00 dressed in the north, but no sales developed. At time of reporting a couple of sales have surfaced in the south at \$116.00 live, up \$1.00 from last week, while the north remains quiet, with bids sitting at \$183.00-\$185.00 dressed. Asking prices are \$120.00 live and \$190.00 plus dressed. Business should become moderate to active in all areas within the next few hours.