



## Weekly Market Information Report for the week ending Thursday, August 25, 2016

The following information is collected from various sources and disseminated by Beef Farmers of Ontario.

### ONTARIO DIRECT TO PACKER RAILGRADE CATTLE TRADE

Prices are on a carcass weight basis before grade and weight discounts. Weekly Range:

<b>A Grade Steers</b>	228.00-243.00
<b>A Grade Heifers</b>	227.00-242.00

### ONTARIO LIVE CATTLE TRADE

Ontario auction sales this week saw weighted average price ranges for:

<b>FED CATTLE</b>	<b>Volume</b>	<b>Price Range</b>	<b>Average</b>	<b>Top</b>	<b>Last Week Avg</b>
Large Frame Steers +1250	159	131.47-141.53	137.57	148.50	148.10
Medium Frame Steers +1250	125	134.54-140.88	137.99	146.00	146.16
Large & Medium Frame Steers +1250	283	132.63-142.28	138.39	148.50	147.59
Large Frame Heifers +1000	188	129.96-139.76	136.19	144.00	145.50
Medium Frame Heifers +1000	88	121.25-134.41	129.91	143.50	143.22
Large & Medium Frame Heifers +1000	276	126.90-139.08	134.42	144.00	145.10
Cows - All Weights	1,905	67.15-94.58	80.97	125.00	83.29
Bulls - All Weights	170	97.90-122.09	110.15	134.00	118.77

### STOCKERS - Large and Medium Frame

<b>STEERS</b>	<b>Volume</b>	<b>Price Range</b>	<b>Average</b>	<b>Top</b>	<b>Last Week Avg</b>
<b>1000+</b>	553	151.41-172.47	158.77	180.00	165.04
<b>900-999</b>	443	165.46-177.08	172.35	185.00	172.92
<b>800-899</b>	290	148.03-183.37	167.86	197.00	174.83
<b>700-799</b>	241	144.31-187.70	171.59	204.00	175.81
<b>600-699</b>	194	142.49-187.94	168.43	213.00	171.44
<b>500-599</b>	197	165.14-213.25	192.56	226.50	184.09
<b>400-499</b>	79	172.23-219.95	197.76	234.00	185.58
<b>-399</b>	55	155.09-240.32	205.05	290.00	207.33

<b>HEIFERS</b>	<b>Volume</b>	<b>Price Range</b>	<b>Average</b>	<b>Top</b>	<b>Last Week Avg</b>
<b>+900</b>	618	140.74-155.63	148.82	163.25	145.26
<b>800-899</b>	200	141.67-162.08	152.59	165.50	159.86
<b>700-799</b>	203	141.22-168.23	158.91	183.00	157.86
<b>600-699</b>	201	137.97-176.51	159.07	189.50	160.76
<b>500-599</b>	117	148.17-197.41	174.69	214.00	167.25
<b>400-499</b>	54	153.92-188.68	171.07	228.00	163.57
<b>300-399</b>	27	187.17-212.57	199.65	230.00	166.95
<b>-299</b>	20	168.50-224.88	198.71	270.00	204.81

At Kawartha Lakes Community Sale Barn: August 20, 2016 – 116 cows, 15 bulls, 71 veal, 3 fed cattle, & 55 stockers

	<b>Price Range</b>	<b>Average</b>	<b>Top</b>
<b>Cows</b>	63.00-96.99	83.19	96.99
<b>Bulls under 1600 lbs</b>	96.99-125.00	112.20	125.00
<b>Bulls over 1600 lbs</b>	114.50		
<b>Veal 600 lbs +</b>	84.99-128.00	108.41	128.00
<b>Veal 126-300 lbs</b>	100.00-207.50	138.50	295.00
<b>Veal under 125 lbs</b>	75.00-130.00	107.29	225.00

At **Denfield Livestock Exchange Inc:** August 23, 2016 - 49 fed cattle, 30 veal, 5 bulls, 71 cows & 158 drop calves (\$/hd.)

	Price Range	Top		Price Range	Top
Choice steers	140.00-145.00	152.50	Good beef cows	90.00-100.00	108.00
Good steers	135.00-140.00		Good Holstein cows	85.00-95.00	127.00
Choice heifers	138.00-142.00	143.00	D1 & D2 Cows	70.00-80.00	
Good heifers	134.00-138.00		D3 & D4 Cows	60.00-70.00	
Good Holstein veal	110.00-120.00	123.00	Choice drop calves	\$150.00-\$250.00	
Plain & heavy veal	100.00-110.00		Good drop calves	\$100.00-\$150.00	
Good beef bulls	120.00-132.00		Plain & Newborns	\$50.00-\$100.00	
Good Holstein bulls	111.50				

At **Renfrew Pontiac Livestock Ltd.:** August 23, 2016 – 25 replacement calves, 59 cows & 9 bulls

	Price Range	Top
Replacement Calves	\$100.00-\$190.00	\$240.00
Cows D1 & D2	101.00-106.00	108.00
Cows D3	84.00-100.00	
Cows D4	79.00-83.00	
Bulls	116.00-122.00	131.00

At **Aylmer Stockyards Inc.:** August 24, 2016 – 46 veal, 111 cows, 24 fed cattle, 4 bulls, 157 drop calves & 2 stockers

	Price Range	Avg.	Top
Fed Heifers, Dairy & Dairy Cross	79.00-120.50	112.99	120.50
Cows	60.49-103.89	83.99	119.99
Veal over 600 lbs	78.00-135.00	119.39	135.00
Replacement Calves	\$10.00-\$400.00/hd	\$96.22/hd	

### ONTARIO STOCKER & FEEDER TRADE

Stocker sale at **Brussels Livestock:** August 19, 2016 – 1,012 stockers

Steers	Price Range	Average	Top	Heifers	Price Range	Average	Top
1000+ lbs	150.00-169.00	157.29	117.00	+900 lbs	139.00-152.00	146.57	154.00
900-999	155.00-175.50	168.36	183.00	800-899	150.00-164.50	156.38	164.50
800-899	149.00-187.00	172.07	187.00	700-799	159.50-172.50	164.76	172.50
700-799	173.00-194.00	186.18	194.00	600-699	115.00-188.50	155.36	188.50
600-699	158.00-192.00	180.63	212.00	500-599	169.00-214.00	195.71	214.00
500-599	170.00-221.50	201.45	226.50	400-499	175.00-228.00	194.40	228.00
400-499	177.00-230.00	209.50	234.00	300-399	217.00-219.00	218.33	219.00
399-	145.00-267.00	220.80	267.00				

Stocker sale at **Community Livestock Exchange:** August 23, 2016 – 187 stockers

Steers	Price Range	Average	Top	Heifers	Price Range	Average	Top
1000+	106.00-135.00	122.10	135.00	900+	88.00-142.99	110.60	142.99
800-899	127.00-184.49	159.89	184.49	800-899	113.99-139.99	127.29	139.99
700-799	104.00-200.49	163.59	200.49	700-799	100.00-168.99	155.09	168.99
600-699	110.00-208.99	165.10	208.99	600-699	130.00-179.00	154.60	179.00
500-599	157.49-216.00	193.70	216.00	500-599	121.99-210.00	155.49	210.00
400-499	114.99-232.50	187.59	232.50	400-499	112.50-183.00	149.50	200.99

Stocker sale at **Keady Livestock Market: August 23, 2016 - 549** stockers

<b>Steers</b>	<b>Price Range</b>	<b>Average</b>	<b>Top</b>	<b>Heifers</b>	<b>Price Range</b>
<b>1000+</b>	160.00-170.25	168.75	170.25	<b>900+</b>	156.00-163.25
<b>900-999</b>	172.75-179.00	176.58	185.00	<b>800-899</b>	150.00-165.00
<b>800-899</b>	170.00-197.00	186.98	197.00	<b>700-799</b>	167.50-183.00
<b>700-799</b>	184.00-204.00	196.68	204.00	<b>500-599</b>	160.00-192.50
<b>600-699</b>	182.00-213.00	205.25	213.00		
<b>500-599</b>	185.00-205.00	198.33	205.00		

Stocker sale at **Renfrew Pontiac Livestock: August 23, 2016 – 151** stockers

<b>Steers</b>	<b>Price Range</b>	<b>Average</b>	<b>Top</b>	<b>Heifers</b>	<b>Price Range</b>	<b>Average</b>	<b>Top</b>
<b>900-999</b>	167.99-173.50	170.59	173.50	<b>900+</b>	107.00-133.49	117.70	133.49
<b>800-899</b>	172.99-178.00	175.00	178.00	<b>800-899</b>	112.99-164.99	152.09	164.99
<b>700-799</b>	122.99-188.99	171.79	188.99	<b>700-799</b>	110.00-175.00	165.79	175.00
<b>600-699</b>	133.00-202.99	175.00	202.99	<b>600-699</b>	173.99-177.00	175.89	177.00
<b>500-599</b>	140.99-202.49	186.69	202.49	<b>500-599</b>	144.99-196.50	184.40	196.50
<b>400-499</b>	180.00-217.49	199.50	217.49	<b>400-499</b>	164.99-192.50	182.80	192.50
<b>399-</b>	180.00-227.00	204.00	227.00	<b>300-399</b>	167.50-188.99	180.49	188.99
				<b>299-</b>	200.00-220.00	211.79	220.00

Stocker sale at **Ontario Livestock Exchange: August 24, 2016 – 497** stockers

<b>Steers</b>	<b>Price Range</b>	<b>Average</b>	<b>Top</b>	<b>Heifers</b>	<b>Price Range</b>	<b>Average</b>	<b>Top</b>
<b>1000+</b>	158.00-180.00	163.12	180.00	<b>900+</b>	150.00-160.00	152.95	160.00
<b>900-999</b>	161.00-176.00	167.57	176.00	<b>800-899</b>	150.50-157.00	154.60	157.00
<b>800-899</b>	155.00-182.00	168.08	182.00				

Stocker sale at **Ontario Livestock Exchange: August 25, 2016 – 168** stockers

<b>Steers</b>	<b>Price Range</b>	<b>Average</b>	<b>Top</b>	<b>Heifers</b>	<b>Price Range</b>	<b>Average</b>	<b>Top</b>
<b>1000+</b>	125.00-127.00	125.67	127.00	<b>900+</b>	123.00-138.00	129.33	138.00
<b>900-999</b>	147.00-155.00	151.50	155.00	<b>800-899</b>	125.00-151.00	138.00	151.00
<b>800-899</b>	137.50-185.00	170.67	185.00	<b>700-799</b>	127.50-162.00	150.50	162.00
<b>700-799</b>	160.00-188.00	176.65	188.00	<b>600-699</b>	146.00-165.00	157.70	165.00
<b>600-699</b>	173.50-182.50	176.00	182.50	<b>500-599</b>	150.00-170.00	159.17	178.00
<b>500-599</b>	179.50-184.50	182.50	184.50	<b>400-499</b>	175.00-182.50	179.83	182.50
<b>400-499</b>	60.00-198.00	129.00	198.00				

Stocker sale at **Ontario Stockyards Inc.: August 25, 2016 – 807** stockers

<b>Steers</b>	<b>Price Range</b>	<b>Average</b>	<b>Top</b>	<b>Heifers</b>	<b>Price Range</b>	<b>Average</b>	<b>Top</b>
<b>1000+</b>	126.00-155.00	140.58	164.50	<b>900+</b>	128.50-159.75	144.23	161.00
<b>900-999</b>	149.50-174.50	165.42	174.50	<b>800-899</b>	122.50-165.50	142.51	165.50
<b>800-899</b>	144.00-181.50	163.60	181.50	<b>700-799</b>	137.00-160.00	153.20	175.00
<b>700-799</b>	138.00-186.25	166.96	196.00	<b>600-699</b>	142.50-177.50	161.16	189.50
<b>600-699</b>	137.00-165.00	150.71	208.00	<b>500-599</b>	125.00-187.00	155.79	190.00
<b>500-599</b>	165.00-211.00	186.66	211.00	<b>400-499</b>	127.00-168.00	147.38	180.00
<b>400-499</b>	195.00-215.00	200.47	225.00	<b>299-</b>	150.00-200.00	175.57	200.00
<b>399-</b>	190.00-219.00	210.46	219.00				

Stocker sale at: **Ottawa Livestock Exchange, August 25, 2016 – 168 Stockers**

<b>Steers</b>	<b>Price Range</b>	<b>Average</b>	<b>Top</b>	<b>Heifers</b>	<b>Price Range</b>	<b>Average</b>	<b>Top</b>
<b>800-899</b>	125.00-169.00	156.40	169.00	<b>800-899</b>	119.00-163.00	148.11	163.00
<b>700-799</b>	145.00-180.00	171.00	180.00	<b>700-799</b>	131.00-162.00	144.00	168.00
<b>600-699</b>	155.00-192.00	175.88	192.00	<b>600-699</b>	138.00-178.00	160.92	178.00
<b>500-599</b>	175.00-214.00	189.92	214.00	<b>500-599</b>	167.00-189.00	178.13	189.00
<b>400-499</b>	194.00-218.00	204.11	218.00	<b>400-499</b>	152.00-182.00	170.60	182.00
<b>399-</b>	108.00-232.00	175.78	232.00	<b>300-399</b>	78.00-192.00	137.50	192.00
				<b>299-</b>	145.00-195.00	170.80	195.00

**ALBERTA DIRECT TRADE**

Week Ending Thursday, August 25, 2016

<b>Steers</b>	Live	N/T	Flat rail	227.50-238.00
<b>Heifers</b>	Live	N/T	Flat rail	227.50-238.00

**U.S. TRADE (U.S. funds)**

Week Ending Thursday, August 25, 2016

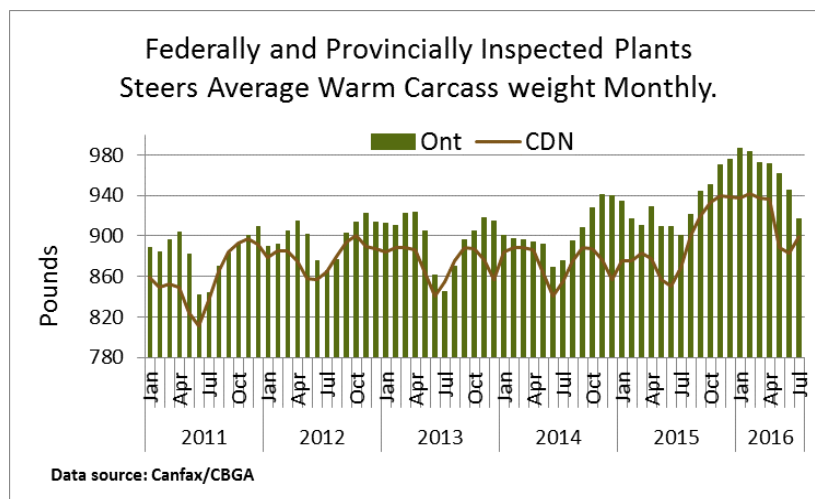
<b>Choice and Select Steers and Heifers:</b>	Live	115.00
	Rail	181.00-182.00

**QUEBEC ELECTRONIC AUCTION MARKET (F.O.B. THE FEEDLOT)**

	<b>Price</b>	<b>Change from Last Week</b>
Week Ending Thursday, August 25, 2016	228.00-230.00	-11.47

**AVERAGE CARCASS WEIGHTS – CANADA**

	<b>Steers</b>	<b>Heifers</b>
<b>August 20, 2016</b>	914	827
<b>August 13, 2016</b>	911	811
<b>August 22, 2015</b>	907	829



**FEDERALLY INSPECTED CANADIAN SLAUGHTER**

	<b>Week Ending</b>	<b># of hd change</b>	<b>YTD</b>	<b>% Change</b>	<b>% Change</b>
	<b>August 20, 2016</b>	<b>from week ago</b>		<b>(Week Ago)</b>	<b>(Year Ago)</b>
<b>Grand Total</b>	60,312	+3,277	1,623,421	+6%	+4%
<b>Western Slaughter</b>	45,770	+2,338	1,254,458	+5%	+4%
<b>Eastern Slaughter</b>	12,204	+939	368,963	+8%	+5%

### LIVE CATTLE EXPORTS-ONTARIO

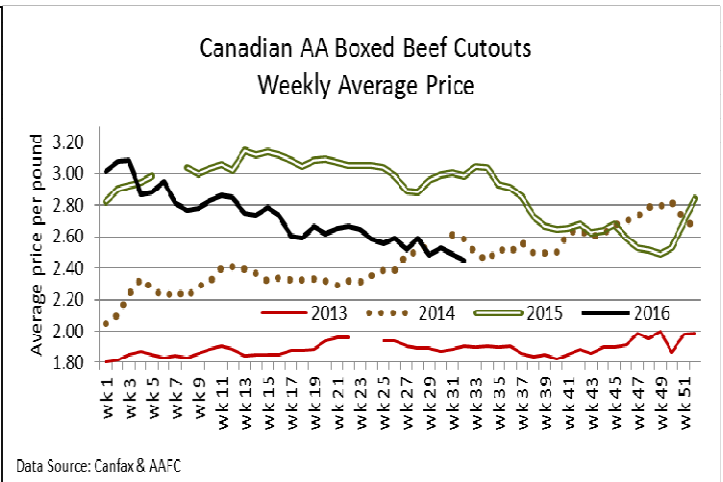
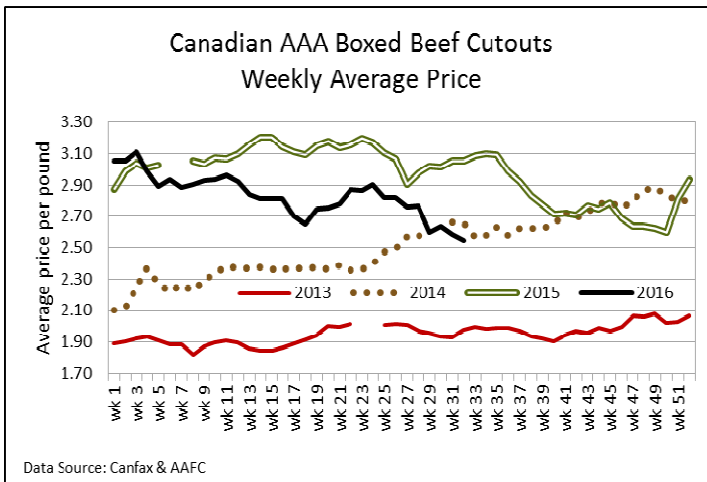
	<i>Week ending August 6, 2016</i>	<i>Week ending July 30, 2016</i>	<i>Year to Date</i>
<b>Total live slaughter cattle</b> exported from Ontario to the U.S.	<b>2,642</b>	<b>2,763</b>	<b>104,621</b>
<b>Steers &amp; Heifers</b>	197	274	22,515
<b>Cows</b>	2,094	1,998	69,116
<b>Bulls</b>	360	491	12,990

### USDA ESTIMATED CATTLE KILL

	<i>Week Ending August 27, 2016</i>	<i>Previous Week</i>	<i>Year Ago</i>
<b>Grand Total</b>	600,000	599,000	553,000

### CANADIAN BOXED BEEF CUT-OUT VALUES

<b>Week Ending</b>	<b>AAA</b>	<b>AA</b>
August 12, 2016	2.5490	2.4509
August 5, 2016	2.5876	2.4911
July 30, 2016	2.6351	2.5313



### U.S. BOXED BEEF CUT-OUT VALUES (U.S. Funds)

	<b>Choice 600-900</b>	<b>Select 600-699</b>
<b>Current five day average</b>	200.46	193.80

### LIVE CATTLE – CANADA

<b>IMPORTS</b>		<i>Import % change from 2015 YTD</i>	<b>EXPORTS</b>		<i>Export % change from 2015 YTD</i>
<i>Jan 1- June 30</i>			<i>Jan 1- August 13</i>		
Pure bred	1,477	-40%	Slaughter steers & heifers	180,387	+41%
Non-pure bred	9,141	-40%	Feeder steers & heifers	146,352	-38%
			Cows & Bulls	159,052	-5%

### BEEF EXPORTS – CANADA

<b>United States</b>		<i>Change from last year YTD</i>	<b>Mexico</b>		<i>Change from 2015 YTD</i>
<i>Jan 1 – June 30</i>			<i>Jan 1 – June 30</i>		
Total	127,691 tonnes	+13% or up 14,658 tonnes		7,060 tonnes	-29% or -2,849 tonnes

### BEEF PRODUCTION – CANADA

	Jan 1 – Aug 20	Last Year Same Time	% Change	Change in tonnes YTD
Fed	557,752 tonnes	508,505	+10%	+49,247
Non-fed	86,228 tonnes	75,068	+15%	+11,160

### BEEF IMPORTS – CANADA

	Jan 1 – Aug 20	Last Year Same Time	% Change	Change in tonnes YTD
United States	77,831 tonnes	82,692 tonnes	-6%	-4,861 tonnes
Non-NAFTA	40,519 tonnes	49,364 tonnes	-18%	-8,845 tonnes
Total	123,067 tonnes	133,643 tonnes	-8%	-10,576 tonnes

### CHICAGO MERCANTILE EXCHANGE

Closing quotes on futures today were as follows:

Live Cattle		Feeder Cattle		Corn		Soybeans		Canadian \$	
\$/cwt US		\$/cwt US		\$/bu US		¢/bu		\$/bu US	
<b>Aug</b>	110.35 -2.12	<b>Sep</b>	139.92 -1.87	<b>Sep</b>	3.162 -7.2	<b>Sep</b>	9.906 -7.4	<b>Spot</b>	76.87 -0.47
<b>Oct</b>	106.35 -2.17	<b>Oct</b>	135.95 -2.15	<b>Dec</b>	3.250 -7.0	<b>Nov</b>	9.672 -8.2	<b>Sep</b>	76.87 -0.48
<b>Dec</b>	108.10 -1.85	<b>Nov</b>	132.95 -2.02	<b>Mar</b>	3.344 -7.4	<b>Jan</b>	9.696 -7.6	<b>Dec</b>	76.91 -0.47
<b>Feb</b>	108.22 -1.55	<b>Jan</b>	128.90 -1.72	<b>May</b>	3.416 -7.2	<b>Mar</b>	9.704 -6.0	<b>Mar</b>	76.95 -0.47
<b>Apr</b>	107.30 -1.27	<b>Mar</b>	127.87 -1.60	<b>Jul</b>	3.490 -6.6	<b>May</b>	9.720 -4.4	<b>Jun</b>	77.00 -0.46
<b>Jun</b>	101.00 -1.10	<b>Apr</b>	127.80 -1.00	<b>Sep</b>	3.562 -6.6	<b>Jul</b>	9.736 -3.0	<b>Sep</b>	77.06 -0.46

Beef Farmers of Ontario, 130 Malcolm Road, Guelph, ON N1K 1B1 Phone: (519) 824-0334 Fax: (519) 824-1930 or email: [markets@ontariobeef.com](mailto:markets@ontariobeef.com)

### ONTARIO STOCKER & FEEDER TRADE SPECIAL FALL SALES

27-Aug	8:30 AM	Rainy River	Majority yearlings & some early calves, cows etc
31-Aug	2:00 PM	Vankleek Hill	Stocker sale
02-Sep	7:00 PM	Cargill	Char. & Exotic Cross Yearlings-Steers & Heifers
03-Sep	1:00 PM	Maple Hill	Ontario Autumn Angus Classic
07-Sep	11:00 AM	Kawartha Lakes	Stocker Sale (75% yearlings/25% calves)
08-Sep	10:00 AM	Warton	Stockers
10-Sep	1:00 PM	Maple Hill	Ontario Autumn Simmental Classic
12-Sep	7:00 PM	Maple Hill	Weekly Stocker Sales begin for the fall- every Monday
15-Sep	11:00 AM	Ontario Stockyards Inc	Special Fall Yearling Sale in conjunction with regular sale
16-Sep	11:00 AM	Community Livestock Exchange	Quinte Cattlemen's Association-Stocker Sale- farm fresh

### Comments for the week ending Thursday, August 25, 2016

559 fed steers and heifers sold through auction markets this week, up 87 head from last week and 63 more than this time last year. Fed steers sold from \$132.63-\$142.28 averaging \$138.39 down \$2.41 from last week and \$49.03 below year ago prices. Fed heifers traded from \$126.90-\$139.08 averaging \$134.42 down \$4.07 from last week and \$49.28 lower than last year at this time. Auction market reports started out the week with selective demand at prices \$4.00-\$5.00 lower, by Tuesday trade was under pressure with prices down \$3.00-\$4.00. The week ended with prices \$2.00-\$3.00 lower.

The Ontario Railgrade market was under pressure with prices declining as the week progressed. Steers started out from \$235.00-\$243.00 dressed the previous Friday, to \$233.00-\$242.00 on Monday and \$228.00-\$242.00 on Wednesday. Heifers followed the same trend starting out \$234.00-\$242.00 dressed the previous Friday, to \$232.00-\$241.00 Monday, and by Wednesday priced at \$227.00-\$241.00 dressed. This week's average prices were down \$10.50 from last week and \$79.50 below year ago prices on average.

There were 1,905 cull cows sold through auction markets this week, down 90 head from last week and 631 less than this time last year. Cull cows sold from \$67.15-\$94.58 averaging \$80.97, down \$2.08 from last week and \$33.17 below year ago prices. Auction markets reported trade as steady with strong demand and active trade for most of the week until Wednesday when one market reported trade as under pressure with prices \$3.00-\$5.00 lower.

There were 3,492 stocker and feeder cattle on offer this week, up 243 head from last week but 204 less than last year at this time. Auction markets reported trade as steady with active trade and good buyer demand. Reports at the end of the week were fully steady to stronger prices. Actual average prices this week for steers 400-500 lbs was up \$3.14 from last week on average, 500-600 lbs up \$5.40, 600-700 lbs down \$12.02, 700-800 lbs down \$8.72, 800-900 lbs down \$12.34, and steers over 900 lbs averaging \$6.47 above last week. Heifers 300-400 lbs were up \$2.01 on average, 400-500 lbs up \$0.99, 500-600 lbs up \$2.53, 600-700 lbs down \$6.00, 700-800 lbs up \$1.61, and heifers over 800 lbs averaged \$1.84 up from last week on average.

The Quebec Electronic Market for the week ending Thursday, August 25th reported prices ranging from \$228.00-\$230.00 dressed, down \$11.47 from the previous week on average.

Alberta direct trade for the week ending Thursday, August 25th was influenced by the US cash market where dressed sales were reported as much as \$9.00 lower than the week before. This week Canfax reported dressed sales for both steers and heifers from \$227.50-\$238.00, steers and heifers both traded lower than last week on average.

The US cash trade for the week ending August 25th, reported live sales at \$115.00. Dressed deals ranged from \$181.00-\$182.00, down from the previous week. Today there were a few scattered sales at lower money \$110.50 live and \$179.00 dressed.

***Amber McIntyre on behalf of Jamie Gamble, Market Information Coordinator, Beef Farmers of Ontario.***