



Weekly Market Information Report for the week ending Thursday, October 6, 2016

The following information is collected from various sources and disseminated by Beef Farmers of Ontario.

ONTARIO DIRECT TO PACKER RAILGRADE CATTLE TRADE

Prices are on a carcass weight basis before grade and weight discounts. Weekly Range:

A Grade Steers	202.00-224.00
A Grade Heifers	201.00-223.00

ONTARIO LIVE CATTLE TRADE

Ontario auction sales this week saw weighted average price ranges for:

FED CATTLE	Volume	Price Range	Average	Top	Last Week Avg
Large Frame Steers +1250	117	118.19-126.24	123.66	142.00	124.97
Medium Frame Steers +1250	122	119.13-125.78	123.25	138.00	126.32
Large & Medium Frame Steers +1250	239	120.60-126.61	123.93	142.00	125.71
Large Frame Heifers +1000	67	109.96-124.22	117.43	130.00	120.45
Medium Frame Heifers +1000	63	111.94-121.86	117.99	126.00	123.34
Large & Medium Frame Heifers +1000	130	110.99-124.43	117.97	130.00	121.84
Cows - All Weights	2,121	59.94-86.79	72.98	113.00	76.28
Bulls - All Weights	174	88.73-114.88	100.81	175.00	110.91

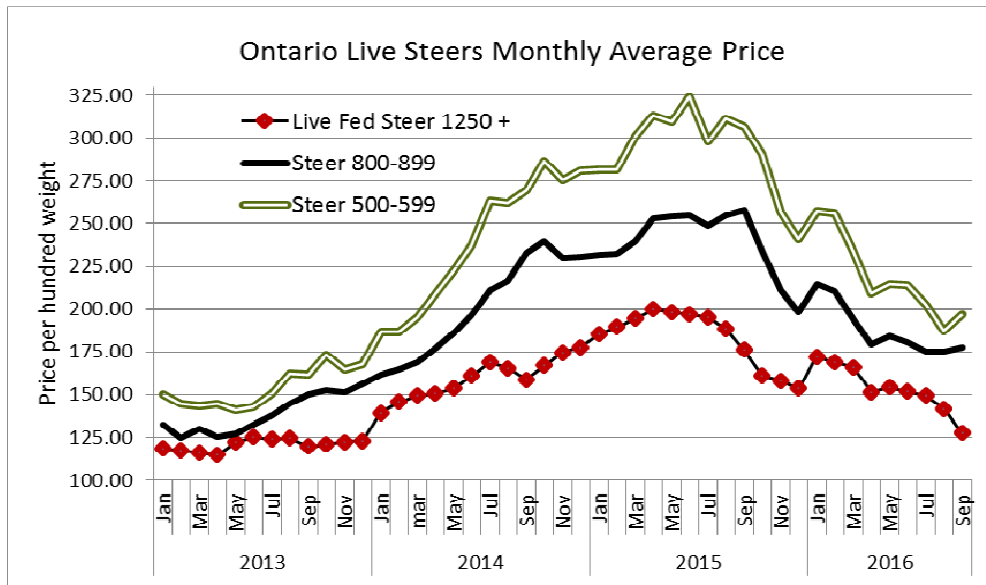
STOCKERS - Large and Medium Frame

STEERS	Volume	Price Range	Average	Top	Last Week Avg
1000+	1,248	156.85-172.78	165.46	177.00	167.73
900-999	1,059	171.58-178.41	174.83	184.25	179.32
800-899	616	166.23-187.08	179.09	192.00	180.50
700-799	426	155.76-192.31	180.16	210.00	168.51
600-699	735	150.02-206.97	186.27	222.00	184.76
500-599	811	153.71-224.42	203.61	240.00	203.21
400-499	473	170.54-243.12	213.72	262.50	208.83
-399	137	163.52-236.40	206.15	270.00	212.90

HEIFERS	Volume	Price Range	Average	Top	Last Week Avg
+900	378	133.67-152.08	142.90	168.50	145.13
800-899	528	158.34-170.56	165.10	174.75	163.27
700-799	313	145.95-165.75	158.81	178.00	159.02
600-699	396	142.05-173.06	160.91	195.00	161.73
500-599	593	141.08-197.87	171.81	231.00	181.80
400-499	372	152.00-206.02	186.70	227.50	197.06
300-399	79	169.78-215.66	196.18	256.00	186.03
-299	28	198.91-230.71	221.50	270.00	178.70

At Renfrew Pontiac Livestock Ltd.: October 4, 2016 – 17 Replacement Calves, 67 Cows & 20 Bulls

	Price Range	Top
Replacement Calves	\$85.00-\$130.00	\$140.00
Cows D1 & D2	92.00-98.00	101.00
Cows D3	77.00-91.00	
Cows D4	66.00-78.00	
Bulls	102.00-118.00	126.00

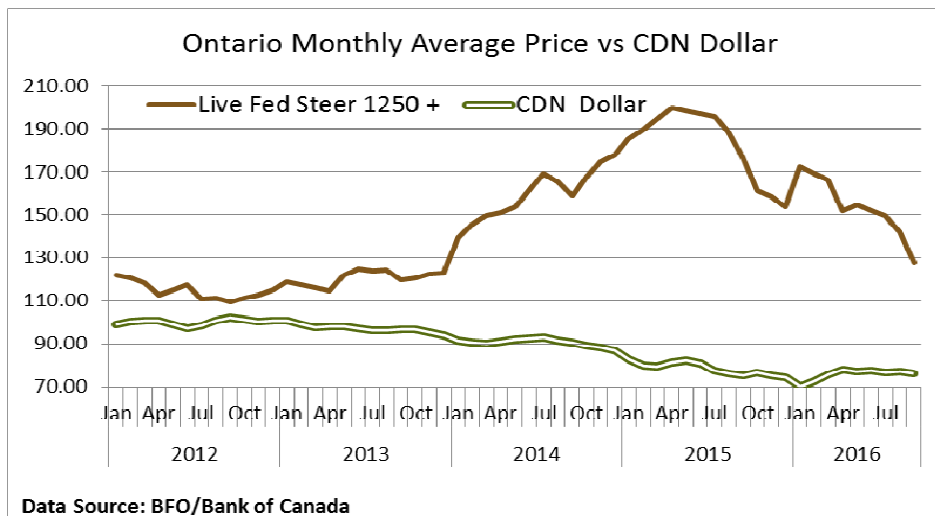


Denfield Livestock Exchange Inc., October 4, 2016: 83 Fed Cattle, 29 Veal, 3 Bulls, 36 Cows & 153 Drop Calves (\$/hd.)

	Price Range	Top		Price Range	Top
Choice steers	123.00-127.00	130.50	Good beef cows	85.00-95.00	98.50
Good steers	116.00-120.00		Good Holstein cows	75.00-85.00	
Choice heifers	120.00-125.00	130.00	D1 & D2 Cows	60.00-70.00	
Good heifers	115.00-120.00		D3 & D4 Cows	50.00-60.00	
Good Holstein veal	125.00-135.00		Choice drop calves	\$150.00-\$250.00	
Plain & heavy veal	120.00-125.00		Good drop calves	\$100.00-\$150.00	
Good beef bulls	76.00-112.00		Plain & Newborns	\$50.00-\$100.00	

At Aylmer Stockyards Inc.: October 5, 2016 – 69 Veal, 153 Cows, 29 Fed Cattle, 6 bulls, 8 Stockers & 107 calves

	Price Range	Avg.	Top
Fed Heifers, dairy & dairy cross	81.99-109.49	99.49	109.49
Cows	51.00-101.00	73.49	105.00
Veal over 600 lbs	77.00-150.00	119.90	150.00
Dollar Calves	\$5.00-\$490.00	\$137.75	



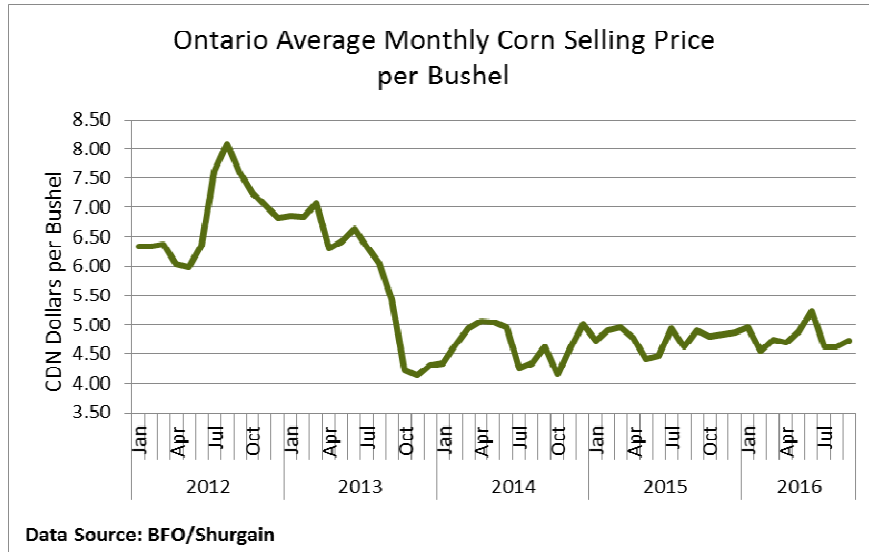
ONTARIO STOCKER & FEEDER TRADE

Stocker sale at **Brussels Livestock: September 30, 2016 – 1,549** stockers

Steers	Price Range	Average	Top	Heifers	Price Range	Average	Top
1000+ lbs	155.00-174.25	164.81	174.25	+900 lbs	134.50-148.00	140.94	161.25
900-999	156.50-176.00	164.29	181.00	800-899	148.75-171.00	160.69	171.00
800-899	167.00-192.00	183.59	192.00	700-799	146.00-166.00	161.08	172.00
700-799	176.00-204.00	191.17	210.00	600-699	160.00-182.00	172.60	195.00
600-699	170.00-209.50	188.73	216.00	500-599	167.00-204.00	182.92	204.00
500-599	188.00-228.00	207.60	240.00	400-499	180.00-209.00	195.41	224.00
400-499	200.00-237.00	217.51	237.00	300-399	185.00-509.00	196.80	209.00
399-	191.00-240.00	217.67	245.00	299-	215.00-232.00	221.00	232.00

Stocker sale at: **Community Livestock Exchange: October 4, 2016 – 356** Stockers

Steers	Price Range	Average	Top	Heifers	Price Range	Average	Top
700-799	92.50-179.00	148.70	179.00	700-799	68.99-141.99	113.10	141.99
600-699	114.99-222.00	174.30	222.00	600-699	90.00-173.99	148.79	173.99
500-599	142.50-226.50	200.49	226.50	500-599	139.99-202.49	177.09	202.49
400-499	150.00-262.50	214.59	262.50	400-499	112.50-210.00	176.20	210.00
399-	102.49-212.50	159.69	260.00	300-399	175.00-225.00	196.10	225.00



Stocker sale at: **Keady Livestock Market: October 4, 2016 - 627** Stockers

Steers	Price Range	Average	Top	Heifers	Price Range	Average	Top
1000+	159.00-166.50	163.61	177.00	900+	155.25-160.00	157.13	160.00
900-999	183.25-184.25	183.96	184.25	800-899	160.50-169.00	165.75	169.00
800-899	180.00-189.25	185.47	189.25	700-799	161.00-178.00	173.37	178.00
700-799	179.00-195.50	188.95	195.50	600-699	157.50-182.00	173.79	182.00
600-699	145.00-180.00	170.23	190.00	500-599	157.50-195.00	182.48	195.00
500-599	147.50-186.00	173.63	210.00	400-499	171.00-195.00	187.29	211.00
400-499	221.00-240.00	227.33	240.00	300-399	177.50-215.00	190.00	215.00
399-	192.50-246.00	237.08	246.00				

Stocker sale at: **Renfrew Pontiac Livestock: October 4, 2016 – 433** Stockers

Steers	Price Range	Average	Top	Heifers	Price Range	Average	Top
800-899	112.00-176.49	162.40	176.49	600-699	143.99-177.49	166.50	177.49
700-799	140.99-182.49	176.49	182.49	500-599	126.00-194.99	177.69	194.99
600-699	148.99-206.99	187.90	206.99	400-499	167.99-204.00	189.50	204.00
500-599	130.00-222.50	198.79	222.50	300-399	160.00-197.50	180.49	197.50
400-499	140.99-229.99	205.90	229.99	299-	197.50-204.99	201.29	204.99
399-	179.00-237.00	216.90	237.00				

Stocker sale at **Ontario Livestock Exchange: October 5, 2016 – 564** Stockers

Steers	Price Range	Average	Top	Heifers	Price Range	Average	Top
1000+	156.00-176.00	166.07	176.00	900+	N/T		
900-999	166.00-176.00	171.41	176.00				
800-899	168.00-182.00	176.63	182.00				
700-799	167.00-177.00	174.33	177.00				

Stocker sale at: **Ontario Livestock Exchange, October 6, 2016 – 161** Stockers

Steers	Price Range	Average	Top	Heifers	Price Range	Average	Top
700-799	127.50-172.50	161.00	172.50	600-699	126.00-147.50	137.68	157.00
600-699	94.00-159.00	137.85	159.00	400-499	142.50-170.00	158.08	170.00
500-599	172.50-182.50	176.00	182.50				
400-499	162.50-211.00	193.71	211.00				

Stocker sale at: **Ontario Stockyards Inc., October 6, 2016 – 787** Stockers

Steers	Price Range	Average	Top	Heifers	Price Range	Average	Top
1000+	117.00-165.25	141.31	169.00	900+	96.50-151.00	117.97	151.00
900-999	160.00-170.00	165.87	170.00	800-899	130.00-135.00(4hd)	133.45	135.00
800-899	159.00-179.75	170.43	179.75	700-799	125.00-166.00	147.19	166.00
700-799	161.00-185.00	173.30	187.00	600-699	137.50-165.00	149.84	182.00
600-699	176.00-199.00	189.20	200.00	500-599	151.00-181.00	167.83	231.00
500-599	186.50-214.00	201.61	220.50	400-499	162.50-204.00	186.53	227.50
400-499	179.00-240.00	212.37	249.00	300-399	192.50-256.00	231.77	256.00
399-	175.00-245.00	218.67	255.00	299-	200.00-270.00	252.91	270.00

Stocker sale at: **Ottawa Livestock Exchange, October 6, 2016 – 279** Stockers

Steers	Price Range	Average	Top	Heifers	Price Range	Average	Top
700-799	169.00-209.00	186.73	209.00	700-799	137.00-150.00	141.10	150.00
600-699	171.00-212.00	191.02	218.00	600-699	125.00-179.00	166.08	179.00
500-599	170.00-230.00	201.03	245.00	500-599	140.00-193.00	170.20	199.00
400-499	145.00-232.00	186.67	245.00	400-499	137.00-198.00	181.94	209.00
				300-399	125.00-172.00	156.20	207.00

ONTARIO STOCKER & FEEDER TRADE SPECIAL FALL SALES

Stocker sale at: **Kawartha Lakes Community Sale Barn, September 28, 2016 - 197** Stockers

Steers	Price Range	Average	Top	Heifers	Price Range	Average	Top
1000+	142.50-174.00	159.68	174.00	900+	140.00-158.25	152.87	158.25
900-999	153.00-183.00	174.93	183.00	800-899	148.00-164.00	151.81	164.00
800-899	160.00-189.00	179.31	189.00	700-799	152.00-162.50	15.748	162.50
700-799	144.00-187.00	177.86	187.00				
600-699	171.00-201.00	192.30	201.00				
500-599	190.00-215.00	201.00	215.00				
400-499	212.50-225.00	219.12	225.00				

Peterborough Cattlemen's Association/Victoria Beef Producers Fall stocker sale- selling on a steady market.

Stocker sale at **Keady Livestock Market: September 30, 2016 – 1,322** stockers

Steers	Price Range	Average	Top	Heifers	Price Range	Average	Top
1000+	165.75-176.00	171.66	176.00	900+	145.00-163.50	158.06	168.50
900-999	175.50-180.25	177.65	181.00	800-899	171.75-174.75	172.42	174.75
800-899	172.00-189.75	182.09	189.75	700-799	177.50-30 hd		
700-799	177.50-193.00	188.57	193.00				

All weights and classes of grass cattle sold on a good demand at barely steady prices.

Stocker sale at **Stratton- Rainy River Cattlemen's Fall Sale: October 1, 2016 – 1,070** stockers, **87** cows, **19** bulls

Steers	Price Range	Average	Top	Heifers	Price Range	Average	Top
1000+ lbs	84.99-151.00	129.00	151.00	+900 lbs	117.99-127.00	123.70	127.00
900-999	139.99-151.00	144.99	151.00	800-899	113.99-138.99	134.89	138.99
800-899	94.99-169.99	142.90	169.99	700-799	125.00-136.49	132.69	136.49
700-799	110.00-188.50	172.10	188.50	600-699	110.00-169.99	136.69	169.99
600-699	112.99-216.29	188.59	216.29	500-599	120.99-210.99	165.15	210.99
500-599	125.00-234.50	209.69	234.50	400-499	128.00-215.49	187.50	215.49
400-499	162.00-260.99	225.00	260.99	300-399	170.99-210.99	197.30	210.99
399-	150.00-254.99	226.29	254.99	Bulls 1600-	75.00-137.99	103.20	175.00
Cull cows	51.00-98.99	79.30	98.99	Bulls 1600+	90.00-106.00	101.00	106.00

All cattle sold on a good demand with prices steady to the current market trend.

Stocker Sale at **Maple Hill Auctions Ltd- October 3, 2016 - 372** Stockers

Steers	Price Range	Average	Top	Heifers	Price Range	Average	Top
900-999	176.50-180.00	178.05	183.75	800-899	172.25-174.50	173.34	174.50
800-899	184.00-188.00	185.86	188.00				

Stocker sale at: **Ontario Stockyards Inc, October 4, 2016 - 633** Stockers

Steers	Price Range	Average	Top	Heifers	Price Range	Average	Top
1000+	141.50-157.50	150.84	161.50	900+	143.50-163.50	154.12	163.50
900-999	163.00-172.00	168.92	172.00	800-899	151.00-168.75	1621.55	169.00
800-899	170.00-190.50	181.75	190.50	700-799	156.00-169.75	165.27	177.00
700-799	165.00-195.50	181.93	205.00	600-699	150.00-170.25	164.12	184.00
600-699	177.50-196.00	189.36	206.50				
500-599	182.50-198.50	195.49	198.50				

Yearlings sold on a good active trade with prices steady.

QUEBEC ELECTRONIC AUCTION MARKET (F.O.B. THE FEEDLOT)

	Price	Change from Last Week
On Thursday, October 6, 2016	208.50-210.75	-5.71

ALBERTA DIRECT TRADE

Week Ending Thursday, October 6, 2016

Steers	Live	135.00	Flat rail	222.00-223.50
Heifers	Live	N/T	Flat rail	222.00-223.50

U.S. TRADE (U.S. funds)

Week Ending Thursday, October 6, 2016

Choice and Select Steers and Heifers:	Live	99.00-104.00
	Rail	159.00-164.00

LIVE CATTLE EXPORTS-ONTARIO

	Week ending Sept. 17, 2016	Week ending Sept. 10, 2016	Year to Date
Total live slaughter cattle exported from Ontario to the U.S.	3,645	3,473	124,528
Steers & Heifers	1,265	1,006	27,864
Cows	1,927	1,747	80,220
Bulls	453	720	16,444

AVERAGE CARCASS WEIGHTS – CANADA

	Steers	Heifers
October 1, 2016	931	850
September 24, 2016	928	856
October 3, 2015	929	845

FEDERALLY INSPECTED CANADIAN SLAUGHTER

	<i>Week Ending</i> October 1, 2016	<i># of hd change</i> from week ago	<i>YTD</i>	<i>% Change</i> (Week Ago)	<i>% Change</i> (Year Ago)
Grand Total	63,530	+4,722	1,976,054	+8%	+6%
Western Slaughter	51,061	+4,693	1,533,820	+10%	+6%
Eastern Slaughter	12,469	+29	442,234	+0%	+6%

USDA ESTIMATED CATTLE KILL

	<i>Week Ending</i> October 7, 2016	<i>Previous Week</i>	<i>Year Ago</i>
Grand Total	605,000	611,000	552,000

CANADIAN BOXED BEEF CUT-OUT VALUES

Week Ending	AAA	AA
September 23, 2016	2.4476	2.3928
September 16, 2016	2.4003	2.3441
September 9, 2016	2.4260	2.3559

U.S. BOXED BEEF CUT-OUT VALUES (U.S. Funds)

	Choice 600-900	Select 600-699
Current five day average	185.58	176.73

LIVE CATTLE – CANADA

IMPORTS		<i>Import % change</i> from 2015 YTD	EXPORTS		<i>Export % change</i> from 2015 YTD
<i>Jan 1- Aug 31, 2016</i>			<i>Jan 1- Sept 24, 2016</i>		
Pure bred	2,323	-16%	Slaughter steers & heifers	218,032	+44%
Non-pure bred	10,598	-52%	Feeder steers & heifers	157,845	-39%
			Cows & Bulls	188,865	-7%

BEEF EXPORTS – CANADA

United States	<i>Change from last year YTD</i>	Mexico	<i>Change from 2015 YTD</i>
<i>Jan 1 – Aug 31</i>		<i>Jan 1 – Aug 31</i>	
Total	+16% or +24,538 tonnes	9,883 tonnes	-26% or -3,387 tonnes

BEEF PRODUCTION – CANADA

	<i>Jan 1 – Oct 1</i>	<i>Last Year Same Time</i>	<i>% Change</i>	<i>Change in tonnes YTD</i>
Fed	686,821 tonnes	621,180 tonnes	+11%	+65,641
Non-fed	96,288 tonnes	86,768 tonnes	+14%	+9,520

BEEF IMPORTS – CANADA

	<i>Jan 1 – Oct 1</i>	<i>Last Year Same Time</i>	<i>% Change</i>	<i>Change in tonnes YTD</i>
United States	90,992 tonnes	95,645 tonnes	-5%	-4,653 tonnes
Non-NAFTA	46,752 tonnes	56,410 tonnes	-17%	-9,658 tonnes
Total	143,406 tonnes	153,899 tonnes	-7%	-10,493 tonnes

CHICAGO MERCANTILE EXCHANGE

Closing quotes on futures today were as follows:

Live Cattle			Feeder Cattle		Corn		Soybeans		Canadian \$					
\$/cwt US			\$/cwt US		\$/bu US		¢/bu							
Oct	101.87	-0.55	Oct	127.62	-0.20	Dec	3.396	-0.6	Nov	9.566	-1.6	Spot	75.32	-0.27
Dec	103.05	-0.05	Nov	122.77	+0.00	Mar	3.494	-0.6	Jan	9.630	-1.6	Sep	75.33	-0.28
Feb	103.80	+0.12	Jan	118.55	-0.22	May	3.566	-0.6	Mar	9.686	-2.2	Dec	75.38	-0.28
Apr	103.07	+0.12	Mar	116.52	-0.20	Jul	3.632	-1.2	May	9.744	-2.2	Mar	75.44	-0.28
Jun	96.82	+0.32	Apr	116.27	-0.27	Sep	3.704	-0.6	Jul	9.796	-1.4	Jun	75.50	-0.29
Aug	95.32	+0.12	May	115.80	-0.52	Dec	3.794	-0.4	Aug	9.786	-1.6	Sep	75.57	-0.28

Beef Farmers of Ontario, 130 Malcolm Road, Guelph, ON N1K 1B1 Phone: (519) 824-0334 Fax: (519) 824-1930 or email: markets@ontariobeef.com

ONTARIO STOCKER & FEEDER TRADE SPECIAL FALL SALES

08-Oct	11:00 am	Denfield Livestock Exchange	Stockers, Bred cows & cow/calf pairs
12-Oct	11:00 am	Kawartha Lakes Community Sale Barn	Angus Stocker Sale
13-Oct	11:00 am	Ontario Stockyards Inc	Angus Certification/Hereford/Leeds Grenville Sale
14-Oct	9:00 am	Keady Livestock Market	Grass Yearling Sale- overnight stand
14-Oct	12:00 pm	Temiskaming Livestock Sale	Stocker Sale
15-Oct	10:00 am	Thessalon- Algoma Livestock Co-op Sale	Calf Sale
15-Oct	10:30 am	Ottawa Livestock Exchange	Bred Cow Sale
15-Oct	1:00 pm	Maple Hill Auctions Ltd	Bluewater Angus Sale
17-Oct	7:00 pm	Maple Hill Auctions Ltd	Evening Stocker Sale
19-Oct	2:30 pm	Aylmer Stockyards Inc	Stocker Sale (directly after regular sale)
21-Oct	11:00 am	Community Livestock Exchange	Quinte Cattlemen's Assoc- Stocker Sale
21-Oct	12:00 pm	Listowel Livestock	Vaccinated Local Calf Sale
22-Oct	9:00 am	Keady Livestock Market	Bruce Peninsula Charolais Calf Club Sale
22-Oct	11:00 am	Denfield Livestock Exchange	Stockers, Bred Cows & Cow/Calf Pairs
22-Oct	1:00 pm	Maple Hill Auctions Ltd	"Uppin the Ante" Charolais Sale

Comments for the week ending October 6, 2016

There were 369 fed steers and heifers sold through auction markets this week down 75 head from last week and 12 less than last year at this time. Fed steers sold from \$120.60-\$126.61 averaging \$123.93 down \$1.78 from last week and \$31.44 below year ago prices. Heifers were under further pressure trading from \$110.99-\$124.43 averaging \$117.97 down \$3.87 from last week and \$37.08 below last year at this time. Auction markets reported trade as under pressure. By mid-week demand was moderate with good quality cattle trading slightly easier while all others were lower. The week ended with prices holding steady on light receipts due to the Thanksgiving Holiday.

The Ontario railgrade prices reported this week were all over the map. Steers started the previous Friday at \$210.00-\$224.00 dressed, with heifers \$209.00-\$223.00. By Monday the market dropped considerably with prices down to \$202.00-\$207.00 dressed for steers and \$201.00-\$206.00 for heifers, on light receipts. The week ended on Wednesday at \$202.00-\$212.00 for steers and \$201.00-\$211.00 for heifers, averaging \$7.75 lower for the week and \$47.25 below last year at this time.

The Canadian Boxed Beef Report by Kevin Grier for this week reports Canadian buyer activity as: "Demand has been good with notable spot and quick ship orders from the big retailers. Generally retail velocity is picking up and grocers have often found themselves under-bought. Distributors are looking for the Christmas ribs, but beyond that are working hand to mouth given the board. The big retailers have got their first half of November features mostly booked. There is a good mix of product being featured across the cut-out. In the east this week, beef featuring was very good from a share and price point perspective. The prime rib and top butt ads in Ontario were particularly interesting and encouraging from a pricing perspective. The other point that is interesting is an ongoing willingness to feature across the cut-out."

The cull cow market continued under pressure again this week with 2,121 head sold through auction markets, up 226 from last week but 241 less than last year at this time. Cull cows traded from \$59.94-\$86.79 averaging \$72.98 down \$3.30 from last week, and \$18.56 lower than last year at this time. Auction markets reported trade as under pressure at easier to lower prices, anywhere from \$3.00-\$5.00 cwt lower, with plainer types taking further losses.

Larger receipts of 8,192 stocker and feeder cattle sold through auction markets this week, up 3,274 head from last week, and 736 more than last year at this time. Auction markets reported trade as active with good solid demand on good quality grass cattle with prices anywhere from barely steady to \$2.00-\$3.00 higher. The overall market was barely steady to higher, with just one report of prices declining \$4.00-\$5.00 across the board mid-week, but the week ended steady on selective demand. Actual average prices this week saw steers 400-500 lbs averaging \$4.89 stronger than last week, 500-600 lbs up \$0.40, 600-700 lbs up \$1.51, 700-800 lbs up \$11.65, 800-900 lbs down \$1.41, 900-1000 lbs down \$4.49 and steers over 1000 lbs averaged \$2.27 below last week. Heifers 300-400 lbs were up \$10.15 from last week, 400-500 lbs down \$10.36, 500-600 lbs down \$9.99, 600-700 lbs down \$0.82, 700-800 lbs down \$0.21, 800-900 lbs up \$1.83 and heifers over 900 lbs averaged \$2.23 lower than last week.

The Quebec Electronic Market on Wednesday ranged from \$208.50-\$210.75 dressed, down \$5.71 from last week on average.

Alberta direct trade was stronger this week with Canfax reporting live steers at \$135.00 and dressed steers from \$222.00-\$223.50, up \$5.29 from last week on average. Heifers sold from \$222.00-\$223.50 dressed with no sales last week to compare to. Canfax reported that all sales this week went to local packers with no US packers buying.

The US cash trade for the week ending September 29th was under pressure. Final sale results for the week, posted by the USDA Mandatory Price Report lists live sales ranging from \$97.00-\$104.00 with steers averaging \$102.65 down \$3.24 from the previous week, while heifers averaged \$103.06 down \$2.50. On the rail steers and heifers sold from \$155.00-\$164.00 dressed with steers averaging \$161.54 down \$5.55 from the week before, while heifers averaged \$161.26 down \$5.90. On Wednesday of this week a few sales were noted at \$102.00-\$103.75 live in both the north and south, which is steady to \$1.00-\$2.00 lower than last week. Wednesday, live sales ranged from \$95.00-\$103.50 averaging \$101.93 down \$0.75-\$1.00 from last week's weighted average. A few sales in the north ranged from \$158.00-\$159.00 dressed, averaging \$158.78 down \$2.76 from last week on average, but the test was very light. Thursday saw moderate trade develop with live sales ranging from \$97.00-\$103.00, averaging \$100.50-\$101.39 down \$2.00-\$3.00 from last week. On the rail sales ranged from \$157.00-\$160.00 averaging \$159.00-\$159.50 down \$2.00 from last week on average. Today the market is quiet with no bids on the table. Asking prices on the few remaining cattle are at \$103.00 live in the south and \$162.00 dressed in the north, but for the most part it appears that trade for the week is completed.