



Weekly Market Information Report for the week ending Thursday, October 13, 2016

The following information is collected from various sources and disseminated by Beef Farmers of Ontario.

ONTARIO DIRECT TO PACKER RAILGRADE CATTLE TRADE

Prices are on a carcass weight basis before grade and weight discounts. Weekly Range:

A Grade Steers	212.00-217.00
A Grade Heifers	211.00-216.00

ONTARIO LIVE CATTLE TRADE

Ontario auction sales this week saw weighted average price ranges for:

FED CATTLE	Volume	Price Range	Average	Top	Last Week Avg
Large Frame Steers +1250	182	121.22-129.54	126.61	133.00	123.66
Medium Frame Steers +1250	61	123.20-128.84	126.71	134.00	123.25
Large & Medium Frame Steers +1250	243	122.27-129.74	126.89	134.00	123.93
Large Frame Heifers +1000	59	114.94-127.39	123.75	138.50	117.43
Medium Frame Heifers +1000	125	119.66-128.11	123.65	139.00	117.99
Large & Medium Frame Heifers +1000	184	119.43-128.57	124.10	139.00	117.97
Cows - All Weights	1,906	61.01-85.40	72.60	119.00	72.98
Bulls - All Weights	126	96.53-118.85	108.25	187.00	100.81

STOCKERS - Large and Medium Frame

STEERS	Volume	Price Range	Average	Top	Last Week Avg
1000+	1,067	157.80-173.16	165.97	177.50	165.46
900-999	1,320	170.45-182.46	176.90	185.50	174.83
800-899	583	170.41-185.38	179.04	193.25	179.09
700-799	430	160.62-189.71	177.86	204.99	180.16
600-699	590	168.05-207.44	189.10	216.99	186.27
500-599	655	174.74-217.28	200.02	231.00	203.61
400-499	365	193.21-236.37	214.32	260.00	213.72
-399	135	183.06-240.55	215.48	267.49	206.15

HEIFERS	Volume	Price Range	Average	Top	Last Week Avg
+900	330	133.25-150.92	146.04	164.50	142.90
800-899	324	145.51-167.73	160.31	175.50	165.10
700-799	268	144.68-171.55	161.20	183.00	158.81
600-699	304	143.79-177.01	162.08	195.00	160.91
500-599	539	145.30-193.45	171.96	217.00	171.81
400-499	276	162.31-204.71	185.09	220.00	186.70
300-399	106	168.12-211.56	192.17	250.00	196.18
-299	34	168.00-202.68	181.88	250.00	221.50

At Kawartha Lakes Co-op Auction Market: **October 8, 2016 – 65 cows, 5 bulls, 36 veal & 50 stockers**

	Price Range	Average	Top
Cows	64.00-83.00	72.95	83.00
Veal under 125 lbs	80.00-155.00	118.04	180.00

Denfield Livestock Exchange Inc., October 11, 2016: 64 Fed Cattle, 33 Veal, 2 Bulls, 79 Cows & 137 Drop Calves (\$/hd.)

	Price Range	Top		Price Range	Top
Choice steers	130.00-135.00	138.50	Good beef cows	75.00-85.00	105.50
Good steers	125.00-130.00		Good Holstein cows	70.00-80.00	
Choice heifers	128.00-132.00		D1 & D2 Cows	60.00-70.00	
Good heifers	123.00-127.00		D3 & D4 Cows	50.00-60.00	
Good Holstein veal	125.00-130.00	135.00	Choice drop calves	\$150.00-\$200.00	\$260.00
Plain & heavy veal	115.00-125.00		Good drop calves	\$100.00-\$150.00	
Good beef bulls	117.00-140.00		Plain & Newborns	\$50.00-\$100.00	

At Renfrew Pontiac Livestock Ltd.: October 11, 2016 – 20 Replacement Calves, 65 Cows & 13 Bulls

	Price Range	Top
Replacement Calves	\$95.00-\$130.00/hd	\$150.00/hd
Cows D1 & D2	91.00-98.00	103.00
Cows D3	77.00-90.00	
Cows D4	66.00-77.00	
Bulls	102.00-115.00	122.00

At Aylmer Stockyards Inc.: October 12, 2016 – 28 Veal, 113 Cows, 10 Fed Cattle, 4 bulls, 10 Stockers & 114 calves

	Price Range	Avg.	Top
Fed Heifers, dairy & dairy cross	75.50-102.00	93.30	102.00
Cows	54.00-101.00	76.60	101.00
Veal over 600 lbs	113.50-137.00	126.09	137.00
Dollar Calves	\$5.00-\$285.00/hd	\$93.41/hd	

ONTARIO STOCKER & FEEDER TRADE

Stocker sale at Brussels Livestock: October 7, 2016 – 1,429 stockers

Steers	Price Range	Average	Top	Heifers	Price Range	Average	Top
1000+	140.00-165.25	157.78	167.00	+900 lbs	134.50-146.00	141.64	162.50
900-999	164.75-183.50	173.77	183.50	800-899	140.00-164.50	153.89	172.25
800-899	173.00-193.25	185.88	193.25	700-799	166.50-183.00	175.81	183.00
700-799	174.00-194.00	187.46	199.00	600-699	166.50-183.50	177.23	183.50
600-699	190.00-208.75	200.18	208.75	500-599	151.00-193.50	177.10	205.00
500-599	191.50-215.50	206.64	227.00	400-499	165.00-196.00	185.47	202.00
400-499	187.50-228.00	208.60	239.00	300-399	145.00-210.00	176.11	215.00
399-	162.00-250.00	206.25	250.00	299-	225.00-235.00	230.00	235.00

Stocker sale at: Community Livestock Exchange: October 11, 2016 – 221 Stockers

Steers	Price Range	Average	Top	Heifers	Price Range	Average	Top
700-799	114.99-184.00	148.79	184.00	600-699	112.00-142.50	128.00	142.50
600-699	114.99-210.99	172.59	210.99	500-599	105.00-175.00	146.70	175.00
500-599	114.99-231.00	192.50	231.00	400-499	114.99-189.99	162.29	189.99
400-499	189.99-260.00	224.69	260.00	300-399	169.99-187.50	176.29	187.50
399-	180.00-267.49	231.99	267.49				

Stocker sale at: Keady Livestock Market: October 11, 2016 - 866 Stockers

Steers	Price Range	Average	Top	Heifers	Price Range	Average	Top
1000+	153.00-168.50	162.85	168.50	900+	133.00-150.00	146.23	150.00
900-999	167.75-177.50	173.40	178.00	800-899	149.50-172.50	165.089	172.50
800-899	177.00-185.00	181.60	185.00	700-799	159.00-182.50	170.96	182.50
700-799	173.00-195.00	186.80	195.00	600-699	152.50-177.00	170.79	177.00
600-699	170.00-205.00	189.08	205.00	500-599	171.00-190.00	184.52	208.00
500-599	209.00-220.00	212.55	220.00	400-499	199.00-219.00	208.41	219.00
400-499	222.50-242.50	234.94	242.50	300-399	171.00-235.00	218.20	235.00

Stocker sale at: **Renfrew Pontiac Livestock: October 11, 2016 – 377** Stockers

<i>Steers</i>	<i>Price Range</i>	<i>Average</i>	<i>Top</i>	<i>Heifers</i>	<i>Price Range</i>	<i>Average</i>	<i>Top</i>
700-799	116.99-204.99	175.29	204.99	600-699	131.00-173.99	162.70	173.99
600-699	127.49-216.99	190.30	216.99	500-599	119.99-210.00	180.60	210.00
500-599	144.99-225.00	202.30	225.00	400-499	170.99-220.00	198.99	220.00
400-499	177.49-232.50	215.89	232.50	300-399	167.50-204.99	187.29	204.99
399-	150.00-252.49	208.89	252.49				

Stocker sale at **Ontario Livestock Exchange: October 12, 2016 – 430** Stockers

<i>Steers</i>	<i>Price Range</i>	<i>Average</i>	<i>Top</i>	<i>Heifers</i>	<i>Price Range</i>	<i>Average</i>	<i>Top</i>
1000+	159.50-177.00	166.34	177.00	800-899	175.50-18 hd		
900-999	168.00-180.00	174.24	180.00				
800-899	188.50-11 hd						
700-799	110.00-173.00	152.00	173.00				
600-699	170.00-186.50	183.71	186.50				

Stocker sale at: **Ontario Livestock Exchange, October 13, 2016 – 180** Stockers

<i>Steers</i>	<i>Price Range</i>	<i>Average</i>	<i>Top</i>	<i>Heifers</i>	<i>Price Range</i>	<i>Average</i>	<i>Top</i>
900-999	138.00-146.00	142.38	146.00	400-499	158.00-198.00	181.64	198.00
800-899	106.50-151.00	119.36	165.00	300-399	155.00-215.00	189.71	215.00
700-799	148.00-165.50	156.79	165.50				
600-699	149.00-187.50	165.31	187.50				

Stocker sale at: **Ontario Stockyards Inc., October 13, 2016 – 1,409** Stockers

<i>Steers</i>	<i>Price Range</i>	<i>Average</i>	<i>Top</i>	<i>Heifers</i>	<i>Price Range</i>	<i>Average</i>	<i>Top</i>
1000+	127.50-167.00	151.11	167.00	900+	130.00-161.00	155.25	164.25
900-999	157.00-169.00	165.67	177.25	800-899	144.00-171.50	162.00	171.50
800-899	154.00-177.50	167.08	185.00	700-799	136.50-173.50	160.15	182.50
700-799	158.00-182.50	172.47	192.50	600-699	134.00-178.75	159.73	190.00
600-699	170.00-207.75	184.06	215.50	500-599	151.00-196.00	170.95	217.00
500-599	186.00-216.50	199.43	225.00	400-499	175.00-212.50	190.41	212.50
400-499	200.00-243.00	218.92	257.50	300-399	167.50-223.00	195.99	250.00
399-	210.00-250.00	231.35	252.00	299-	155.00-210.00	173.17	250.00

CDN Angus Certification Program/CDN Hereford Association Sale & Leeds/Grenville Calf Sale all included in this sale.

Stocker sale at: **Ottawa Livestock Exchange, October 13, 2016 – 307** Stockers

<i>Steers</i>	<i>Price Range</i>	<i>Average</i>	<i>Top</i>	<i>Heifers</i>	<i>Price Range</i>	<i>Average</i>	<i>Top</i>
700-799	155.00-192.00	177.00	193.00	600-699	138.00-179.00	158.46	179.00
600-699	171.00-208.00	188.39	210.00	500-599	145.00-191.00	168.89	191.00
500-599	171.00-216.00	195.41	219.00	400-499	147.00-201.00	177.30	201.00
400-499	172.00-230.00	199.21	235.00	300-399	95.00-197.00	157.20	197.00
399-	140.00-222.00	189.90	240.00	299-	205.00-220.00	212.50	220.00

ONTARIO STOCKER & FEEDER TRADE SPECIAL FALL SALES

Today at **Keady Livestock Market: 1,528** Stockers - (overnight stand)

<i>Steers</i>	<i>Price Range</i>	<i>Average</i>	<i>Top</i>	<i>Heifers</i>	<i>Price Range</i>	<i>Average</i>	<i>Top</i>
1000+	166.75-174.75	170.61	177.50	900+	164.50-9 hd		
900-999	174.75-185.50	180.38	185.50	800-899	174.00-23 hd		
800-899	181.75-191.25	188.11	191.25	700-799	177.25-181.25	180.27	181.25
				600-699	175.75-13 hd		

All weights and classes of grass cattle sold actively at fully steady prices.

Stocker sale at: **Denfield Livestock Exchange, October 8, 2016 – 255 Stockers**

Steers	Price Range	Heifers	Price Range
100+	150.00-170.00	900	144.00-164.00
900-999	155.00-182.00	800-899	160.00-173.00
800-899	148.00-172.00	700-799	160.00-174.00
700-799	155.00-175.00	600-699	150.00-180.50
600-699	160.00-187.00	500-599	160.00-175.00
500-599	195.00-215.00	400-499	180.00-198.00
400-499	170.00-212.00		
399-	170.00-227.00		

Stocker sale at: **Kawartha Lakes Community Sale Barn, October 12, 2016 - 443 Stockers**

Steers	Price Range	Average	Top	Heifers	Price Range	Average	Top
1000+	150.00-160.00	154.95	160.00	900+	135.00-161.25	154.50	161.25
900-999	157.00-177.00	169.27	177.00	800-899	135.00-162.75	157.56	162.75
800-899	171.00-185.00	179.31	185.00	700-799	130.00-164.00	153.17	164.00
700-799	177.50-194.00	183.43	194.00	600-699	137.50-164.50	140.25	164.50
600-699	172.50-210.00	193.40	210.00	500-599	145.00-191.50	162.81	191.50
500-599	177.50-226.00	203.99	226.00	400-499	131.00-185.00	172.33	185.00
400-499	202.50-251.00	208.43	251.00				
399-	210.00-222.50	216.12	222.50				

ONTARIO BRED COW SALES

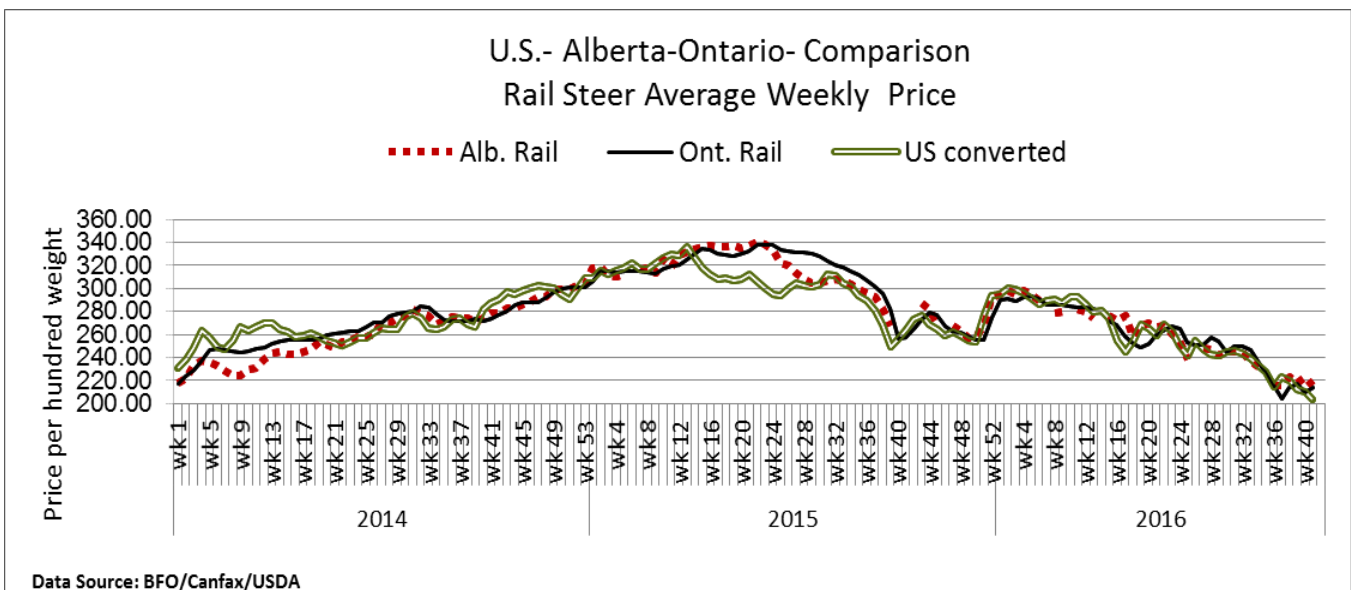
Denfield Livestock Exchange, October 8, 2016- 2 Bred cows, 10 Cow calf pairs

	Exotic and Exotic X	British and British X
Avg quality bred cows	\$1700	N/T
Avg quality cow/calf pairs	\$1700-\$2000	\$1500-\$1750

Dollars per head or pair.

QUEBEC ELECTRONIC AUCTION MARKET (F.O.B. THE FEEDLOT)

On Thursday, October 13, 2016 Price 212.50-214.00 Change from Last Week +3.11



ALBERTA DIRECT TRADE

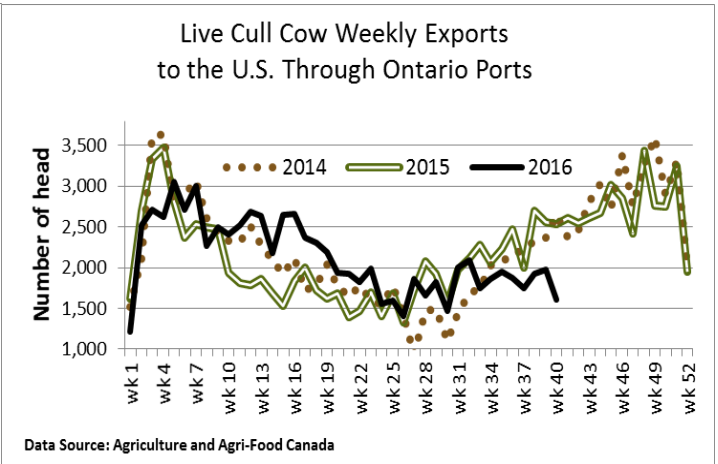
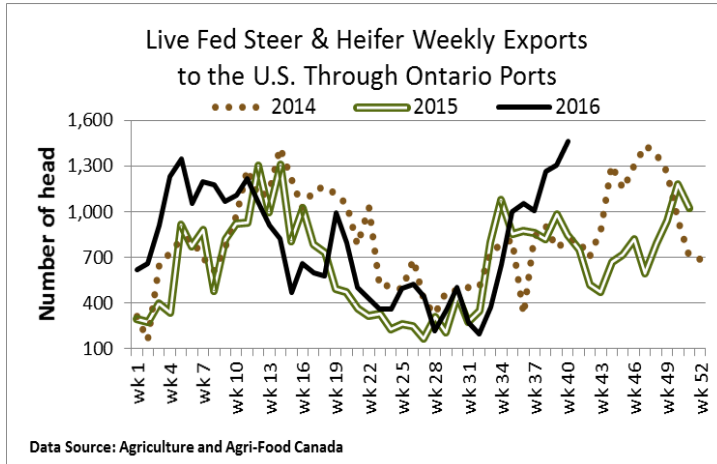
Week Ending Thursday, October 13, 2016

Steers	Live	129.75-130.50	Flat rail	213.50-218.50
Heifers	Live	129.25-129.50	Flat rail	217.00-218.50

U.S. TRADE (U.S. funds)

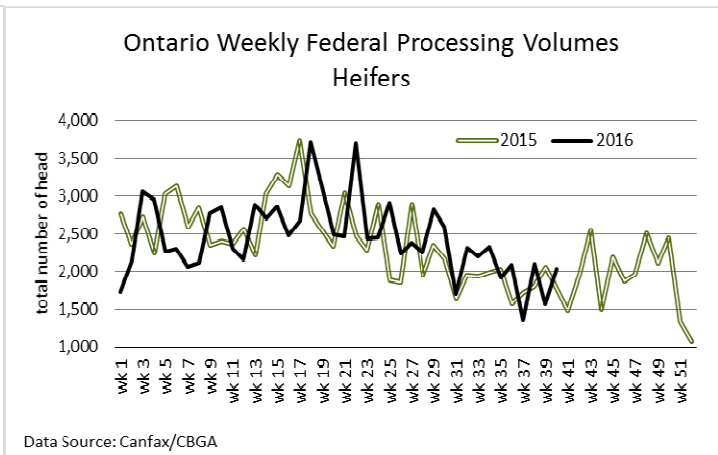
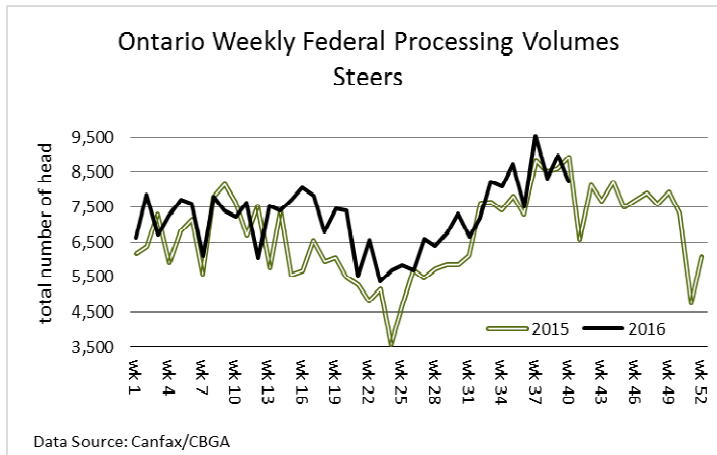
Week Ending Thursday, October 13, 2016

Choice and Select Steers and Heifers:	Live	94.00-99.00
	Rail	152.00-156.00



LIVE CATTLE EXPORTS-ONTARIO

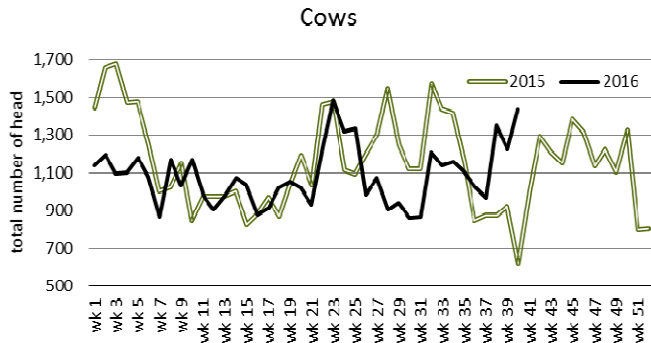
	Week ending Oct. 1, 2016	Week ending Sept. 24, 2016	Year to Date
Total live slaughter cattle exported from Ontario to the U.S.	3,498	3,850	131,876
Steers & Heifers	1,461	1,308	30,633
Cows	1,612	1,971	83,803
Bulls	425	571	17,440



FEDERALLY INSPECTED CANADIAN PROCESSING

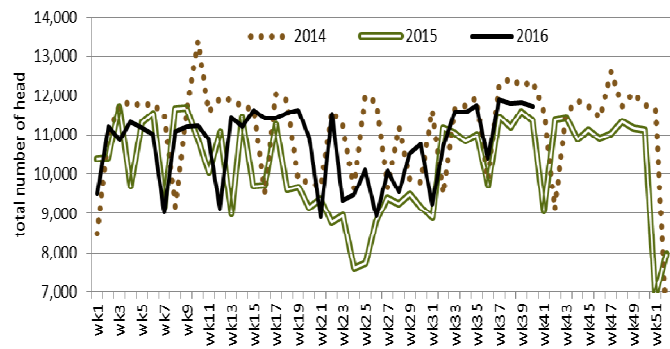
	Week Ending October 8, 2016	# of hd change from week ago	YTD	% Change (Week Ago)	% Change (Year Ago)
Grand Total	59,102	-4,428	2,035,156	-7%	+6%
Western Slaughter	46,602	-4,459	1,580,422	-9%	+6%
Eastern Slaughter	12,500	+31	454,734	+0%	+6%

Ontario Weekly Federal Processing Volumes



Data Source: Canfax/CRGA

Ontario Weekly Processing - Federally Inspected



Stats source- Canfax/Canadian Beef Grading Agency

AVERAGE CARCASS WEIGHTS – CANADA

	Steers	Heifers
October 8, 2016	936	850
October 1, 2016	931	850
October 10, 2015	930	843

USDA ESTIMATED CATTLE KILL

	Week Ending October 15, 2016	Previous Week	Year Ago
Grand Total	601,000	605,000	571,000

CANADIAN BOXED BEEF CUT-OUT VALUES

Week Ending	AAA	AA
September 23, 2016	2.4476	2.3928
September 16, 2016	2.4003	2.3441
September 9, 2016	2.4260	2.3559

U.S. BOXED BEEF CUT-OUT VALUES (U.S. Funds)

	Choice 600-900	Select 600-699
Current five day average	182.67	173.38

LIVE CATTLE – CANADA

IMPORTS		Import % change from 2015 YTD	EXPORTS		Export % change from 2015 YTD
Jan 1- Aug 31, 2016			Jan 1- Oct 1, 2016		
Pure bred	2,323	-16%	Slaughter steers & heifers	226,958	+47%
Non-pure bred	10,598	-52%	Feeder steers & heifers	161,153	-38%
			Cows & Bulls	193,563	-8%

BEEF EXPORTS – CANADA

United States	Change from last year YTD	Mexico	Change from 2015 YTD	
Jan 1 – Aug 31		Jan 1 – Aug 31		
Total	177,309 tonnes	+16% or +24,538 tonnes	9,883 tonnes	-26% or -3,387 tonnes

BEEF PRODUCTION – CANADA

	Jan 1 – Oct 8	Last Year Same Time	% Change	Change in tonnes YTD
Fed	708,443 tonnes	640,191 tonnes	+11%	+68,252
Non-fed	100,916 tonnes	88,582 tonnes	+14%	+12,334

BEEF IMPORTS – CANADA

	Jan 1 – Oct 8	Last Year Same Time	% Change	Change in tonnes YTD
United States	92,798 tonnes	97,416 tonnes	-5%	-4,618 tonnes
Non-NAFTA	47,786 tonnes	57,636 tonnes	-17%	-9,850 tonnes
Total	146,260 tonnes	156,910 tonnes	-7%	-10,650 tonnes

CHICAGO MERCANTILE EXCHANGE

Closing quotes on futures today were as follows:

Live Cattle			Feeder Cattle			Corn		Soybeans		Canadian \$				
\$/cwt US			\$/cwt US			\$/bu US		¢/bu						
Oct	95.90	+1.45	Oct	120.37	+0.92	Dec	3.542	+4.6	Nov	9.624	+6.2	Spot	76.19	+0.37
Dec	97.45	+1.27	Nov	115.65	+0.82	Mar	3.636	+4.2	Jan	9.702	+5.4	Sep	76.22	+0.37
Feb	99.37	+1.42	Jan	112.00	+0.45	May	3.702	+4.2	Mar	9.762	+5.2	Dec	76.26	+0.37
Apr	98.77	+1.42	Mar	109.75	+0.10	Jul	3.764	+4.0	May	9.834	+5.4	Mar	76.31	+0.37
Jun	92.17	+0.72	Apr	109.42	-0.12	Sep	3.830	+3.4	Jul	9.900	+5.6	Jun	76.36	+0.37
Aug	90.55	+0.55	May	108.95	-0.27	Dec	3.910	+2.6	Aug	9.890	+5.2	Sep	76.41	+0.37

Beef Farmers of Ontario, 130 Malcolm Road, Guelph, ON N1K 1B1 Phone: (519) 824-0334 Fax: (519) 824-1930 or email: markets@ontariobeef.com

ONTARIO STOCKER & FEEDER TRADE SPECIAL FALL SALES

15-Oct	10:00 am	Thessalon- Algoma Livestock Co-op Sale	Calf Sale
15-Oct	10:30 am	Ottawa Livestock Exchange	Bred Cow Sale
15-Oct	1:00 pm	Maple Hill Auctions Ltd	Bluewater Angus Sale
17-Oct	7:00 pm	Maple Hill Auctions Ltd	Evening Stocker Sale
19-Oct	2:30 pm	Aylmer Stockyards Inc	Stocker Sale (directly after regular sale)
21-Oct	11:00 am	Community Livestock Exchange	Quinte Cattlemen's Assoc- Stocker Sale
21-Oct	12:00 pm	Listowel Livestock	Vaccinated Local Calf Sale
22-Oct	9:00 am	Keady Livestock Market	Bruce Peninsula Charolais Calf Club Sale-presorted
22-Oct	11:00 am	Denfield Livestock Exchange	Stockers, Bred Cows & Cow/Calf Pairs
22-Oct	1:00 pm	Maple Hill Auctions Ltd	"Uppin the Ante" Charolais Sale
24-Oct	10:00 am	Brussels Livestock	Bred Cow/Vaccinated Stocker/Hereford Influence sale
24-Oct	1:00 pm	Carsons Farm & Auction Service	Fall Stocker Sale
25-Oct	9:00 am	Keady Livestock Market	Georgian Bay Charolais Calf Club Sale-presorted
25-Oct	11:00 am	Ontario Stockyards Inc	Fall Yearling Sale
26-Oct	11:00 am	Kawartha Lakes Community Sale Barn	Stocker Sale
26-Oct	2:00 pm	Vankleek Hill Livestock Exchange	Fall Stocker Sale
27-Oct	9:00 am	Keady Livestock Market	Bluewater Angus Calf Club- Presorted
27-Oct	10:00 am	Warton- Grey Bruce Livestock Co-op	Calf Sale
28-Oct	7:00 pm	Cargill Auction Market	Local Calf Sale
29-Oct	8:30 am	Rainy River Cattlemen's Sale- Stratton	Later season calves, yearlings, cows etc..
29-Oct	1:00 pm	Maple Hill Auctions Ltd	Vancise Cattle Co- Red Angus/Hereford Sale

Comments for the week ending October 6, 2016

There were 427 fed cattle sold through auction markets this week up 58 head from last week and 87 more than last year at this time, with the holiday Monday included in this reporting week. Fed steers sold from \$122.27-\$129.74 averaging \$126.89 up \$2.96 from last week and \$31.09 below year ago prices. Fed heifers sold from \$119.43-\$128.57 averaging \$124.10 up \$6.13 from last week and \$30.67 lower than last year at this time. Auction markets reported a good demand with prices \$1.00-\$4.00 cwt higher, but by week's end trade was just barely steady. Fed cattle exports to the US through Ontario ports totalled 1,461 head the week of October 1, 2016. This is the highest fed steers and heifer export volumes noted since May 3, 2014 at 1,466 head.

The Ontario railgrade market continues to see prices fluctuate on a daily basis. Steers started out the previous Friday at \$212.00 dressed, with heifers at \$211.00. On Tuesday prices had improved to \$215.00-\$217.00 dressed for steers and \$214.00-\$216.00 for heifers. By Wednesday the market had dropped back to \$213.00-\$215.00 for steers and \$212.00-\$214.00 for heifers. Delivery is anywhere from this week to the last week in October. This week's average prices are \$4.50 higher than last week but \$43.75 lower than year ago prices.

The Canadian Boxed Beef Report by Kevin Grier for this week reports Canadian buyer activity as: "Monday's performance of the futures put a damper on any thoughts of distributor buying that might have been there. No one is taking positions. Distributors are looking for Christmas ribs but Walmart's pricing over Thanksgiving has them second guessing where they need to be for that time. The big retailers are bought through early November and the beef items are likely to remain prominent and sharply priced on the front page. This week, grocers in eastern Canada were trying to make Thanksgiving a beef-centered feast. The other interesting point is that the trend towards lower pricing is openly evident in the front page offering. Beef movement at retail is picking up and regular pricing is starting to go lower. Foodservice activity has been disappointing."

There were 1,906 cull cows sold through auction markets this week, down 215 head from last week and 289 less than last year at this time. Cull cows sold from \$61.01-\$85.40 averaging \$72.60 down \$0.38 from last week and \$18.47 lower than year ago prices. Auction markets reported trade as steady to slightly higher on all types, with plainer types higher. By week's end trade was active at stronger prices on all.

Lighter receipts of 7,326 stocker and feeder cattle sold through auction markets this week, down 866 head from last week, and 131 more than last year at this time. Auction markets reported grass weight and heavier cattle as fully steady to \$1.00 higher. Lighter weights were reported as selective to steady, with some classes slightly higher. Actual average prices this week for steers 400-500 lbs were up \$0.60 from last week, 500-600 lbs down \$3.59, \$600-700 lbs up \$2.83, 700-800 lbs down \$2.30, 800-900 lbs down \$0.05, 900-1000 lbs up \$2.07 and steers over 1000 lbs averaged \$0.51 stronger than last week on average. Heifers from 300-400 lbs were down \$4.01, 400-500 lbs down \$1.61, 500-600 lbs up \$0.15, 600-700 lbs up \$1.17, 700-800 lbs up \$2.36, 800-900 lbs down \$4.79 and steers 900 lbs plus up \$3.14 from last week on average.

The Quebec Electronic Market on Wednesday ranged from \$212.50-\$214.00 dressed, up \$3.11 from last week on average.

Alberta direct trade was light this week on a lower market. Canfax reported live steers from \$129.75-\$130.50 down \$4.73 from last week on average, while dressed deals for steers ranged from \$213.50-\$218.50 down \$7.09 from last week. Heifers sold at \$129.25-\$129.50 live and \$217.00-\$218.50 dressed, down \$5.73 from last week on a dressed basis.

The US cash trade for the week ending October 6th, released by the USDA Mandatory Price Report, listed live sales for the week from \$95.00-\$103.50, with steers averaging \$100.90 down \$1.75 from the previous week on average. Live heifers averaged \$101.51 down \$1.55. On the rail steers and heifers traded from \$156.00-\$160.00 dressed with steers averaging \$159.03 down \$2.51 from the previous week, while heifers averaged \$159.49 down \$1.77. This week light to moderate trade on Wednesday, saw live sales range from \$95.00-\$99.75 averaging \$98.00, down \$3.00 from last week, with northern trade from \$152.00-\$156.00 dressed averaging \$154.50 down \$4.50-\$5.00 from last week. Thursday, light to moderate trade continued in all feeding states with live sales from \$94.00-\$98.00 averaging \$97.00, down \$1.00 from Wednesday, while dressed deals ranged from \$152.00-\$154.00, averaging \$153.00 which slightly easier than Wednesday on average. Today the market is quiet as business for the week has been completed.