



Weekly Market Information Report for the week ending Thursday, December 8, 2016

The following information is collected from various sources and disseminated by Beef Farmers of Ontario.

ONTARIO DIRECT TO PACKER RAILGRADE CATTLE TRADE

Prices are on a carcass weight basis before grade and weight discounts. Weekly Range:

A Grade Steers	228.00-235.00
A Grade Heifers	227.00-234.00

ONTARIO LIVE CATTLE TRADE

Ontario auction sales this week saw weighted average price ranges for:

FED CATTLE	Volume	Price Range	Average	Top	Last Week Avg
Large Frame Steers +1250	161	125.21-142.78	134.13	146.50	128.93
Medium Frame Steers +1250	161	123.72-143.03	134.91	152.00	132.00
Large & Medium Frame Steers +1250	322	125.40-144.22	134.84	152.00	131.13
Large Frame Heifers +1000	179	126.58-138.45	133.50	146.50	131.63
Medium Frame Heifers +1000	189	122.22-141.35	133.07	145.00	131.82
Large & Medium Frame Heifers +1000	366	124.89-139.40	133.65	146.50	132.21
Cows - All Weights	2,917	52.02-75.91	63.72	129.00	67.65
Bulls - All Weights	211	80.92-107.78	95.46	178.00	93.56

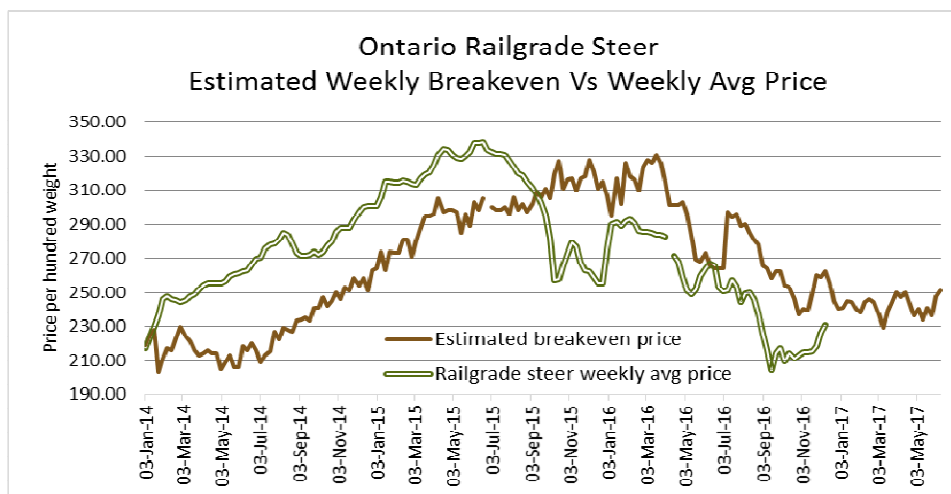
STOCKERS - Large and Medium Frame

STEERS	Volume	Price Range	Average	Top	Last Week Avg
1000+	714	155.53-184.30	173.81	192.25	164.73
900-999	273	171.55-189.45	180.13	197.75	177.69
800-899	284	158.57-186.15	175.47	196.50	169.83
700-799	487	153.90-197.85	181.22	208.50	171.13
600-699	815	155.59-196.70	180.54	209.50	176.78
500-599	776	163.95-223.78	193.68	240.00	187.70
400-499	381	162.98-230.22	198.47	245.00	192.66
-399	144	152.45-211.42	182.46	260.00	187.97

HEIFERS	Volume	Price Range	Average	Top	Last Week Avg
+900	382	118.47-156.69	140.16	174.25	140.34
800-899	160	125.78-169.92	150.58	185.00	155.28
700-799	161	129.32-165.92	150.06	185.00	144.55
600-699	397	125.98-174.47	153.98	186.50	154.33
500-599	529	136.97-175.29	160.75	207.00	160.40
400-499	349	139.32-191.67	170.11	221.00	170.08
300-399	102	133.45-190.29	166.94	215.00	168.52
-299	24	116.42-159.81	137.86	220.00	139.25

At Kawartha Lakes Community Sale Barn, December 3, 2016 – 161 Cows, 14 Bulls, 78 Stockers & 58 Veal

	Price Range	Avg.	Top
Cows	59.00-79.00	67.10	87.00
Bulls over 1600 lbs	80.00-104.00	89.25	104.00
Bulls under 1600 lbs	86.00-98.50	91.73	98.50
Veal over 600 lbs	106.00-131.00	117.67	131.00
Veal under 125 lbs	95.00-145.00	119.89	145.00



The information provided on this report is based on weighted averages for actual data collected. Input costs are a guideline only and will vary from producer to producer. BFO does not take any responsibility and accepts no legal liability arising from or connected to damages or losses experienced by producers when using this information. This is to be used at your own risk.

Denfield Livestock Exchange Inc., December 6, 2016: 193 Fed Cattle, 27 Veal, 8 Bulls, 98 Cows & 112 Drop Calves

	Price Range	Top		Price Range	Top
Choice steers	135.00-140.00	144.00	Good beef cows	70.00-80.00	88.00
Good steers	130.00-135.00		Good Holstein cows	70.00-80.00	
Choice heifers	135.00-140.00		D1 & D2 Cows	60.00-70.00	
Good heifers	130.00-135.00		D3 & D4 Cows	50.00-60.00	
Good Holstein veal	130.00-140.00		Choice drop calves	\$200.00-\$300.00/hd	\$375.00/hd
Plain & heavy veal	120.00-130.00		Good drop calves	\$150.00-\$200.00/hd	
Good beef bulls	80.00-103.00		Plain & Newborns	\$100.00-\$150.00/hd	

At Renfrew Pontiac Livestock Ltd.: December 6, 2016 – 18 Replacement Calves, 167 Cows & 18 Bulls

	Price Range	Top
Replacement Calves	\$40.00-\$70.00/hd	\$103.00/hd
Cows D1 & D2	77.00-86.00	92.00
Cows D3	70.00-76.00	
Cows D4	60.00-66.00	
Bulls	95.00-97.00	100.00

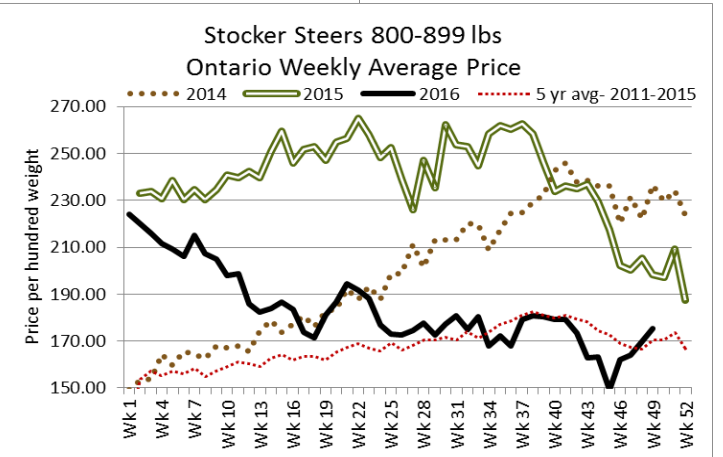
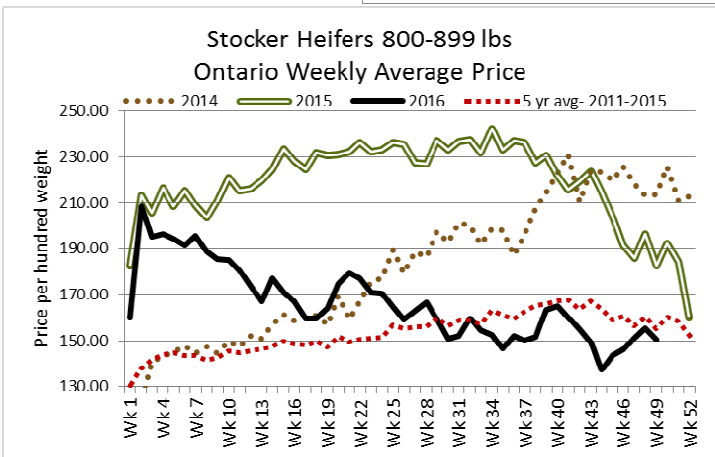
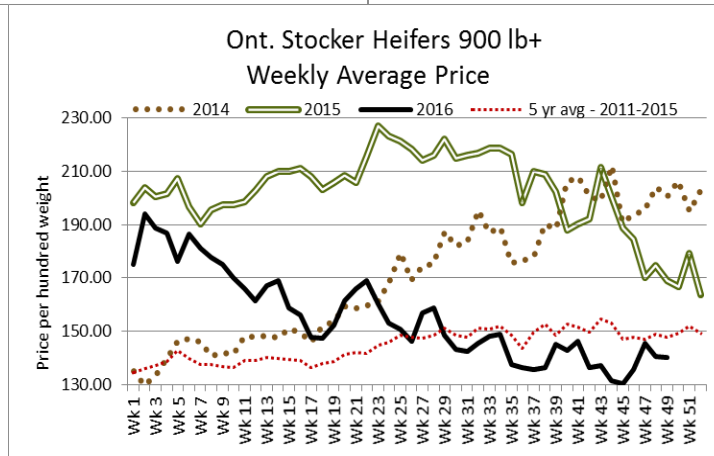
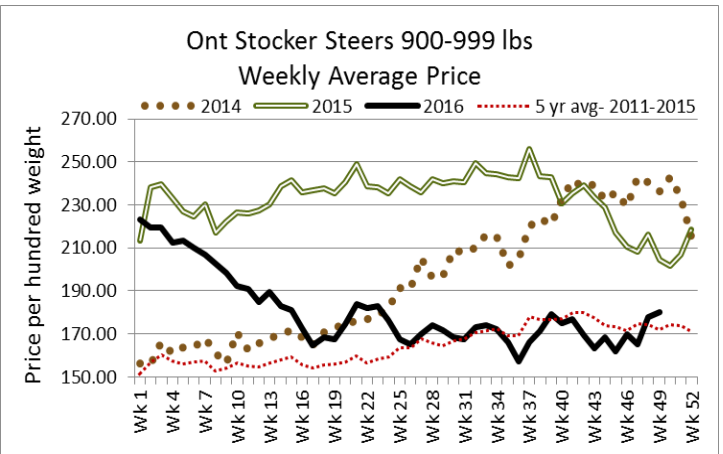
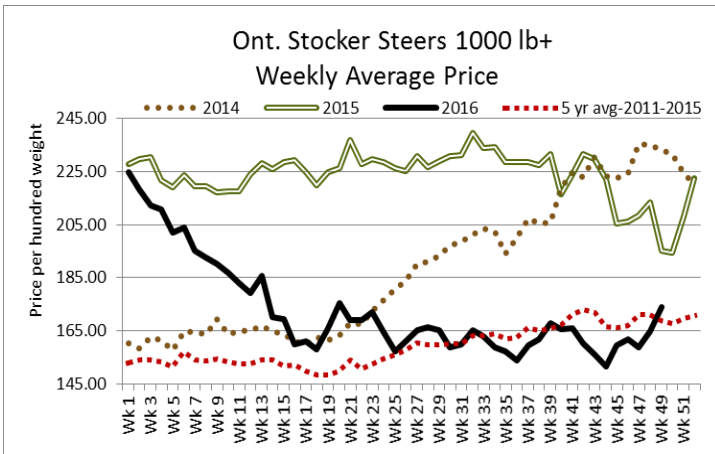
At Aylmer Stockyards Inc.: December 7, 2016 – 42 Veal, 161 Cows, 30 Fed Cattle, 5bulls, 31 Stockers, 162 Drop Calves

	Price Range	Avg.	Top
Fed heifers, dairy & dairy cross	91.00-111.00	100.69	111.00
Cows	40.99-87.50	68.040	95.49
Veal over 600 lbs	86.99-145.50	128.80	145.50
Dollar Calves	\$5.00-\$355.00/hd	\$146.61/hd	

ONTARIO STOCKER AND FEEDER TRADE

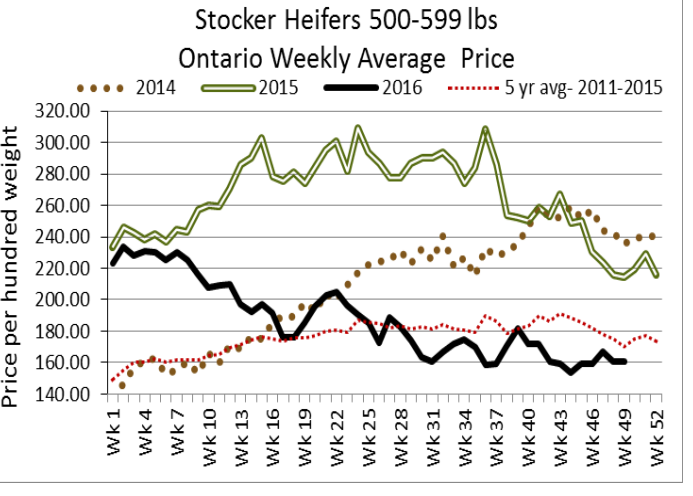
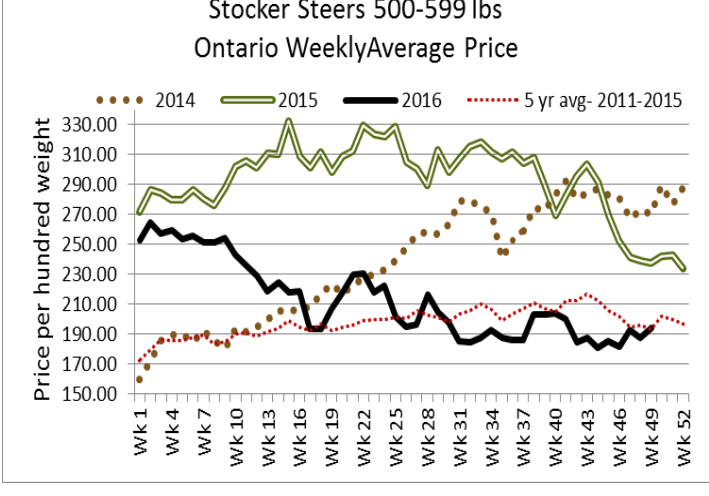
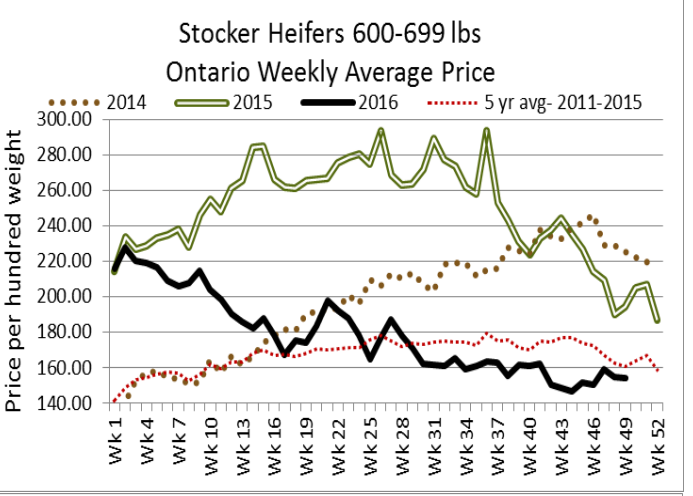
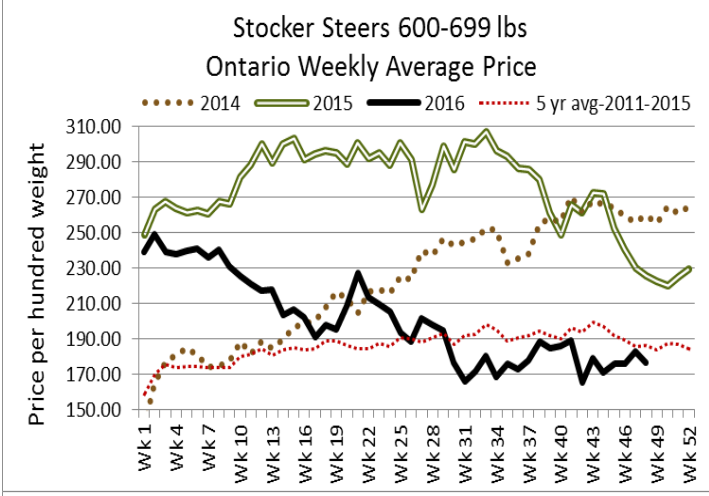
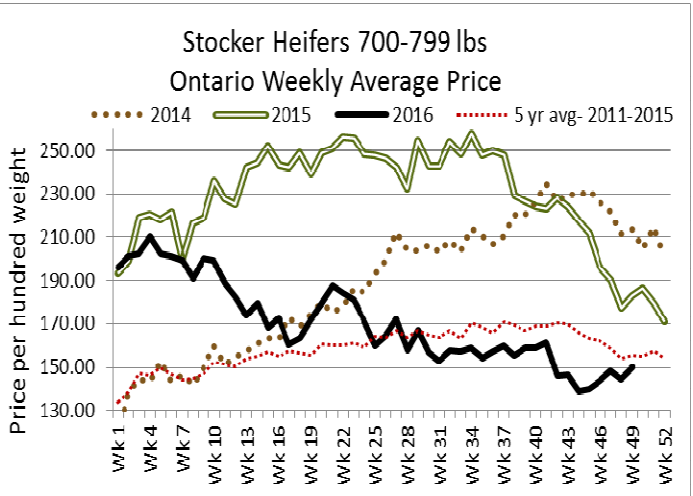
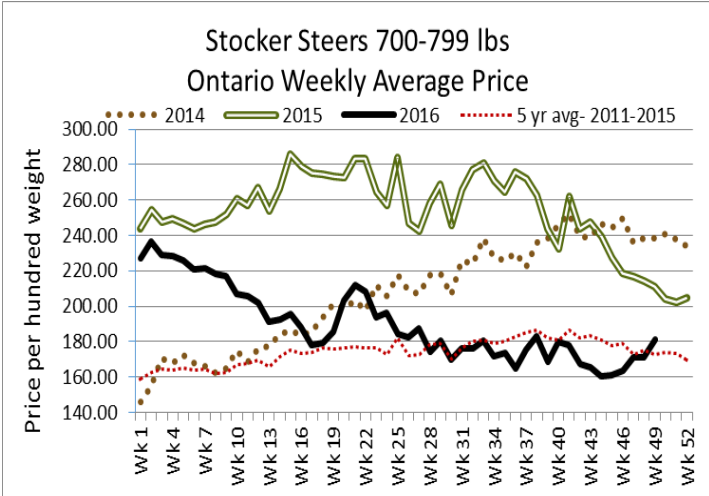
Stocker sale at Brussels Livestock: December 2, 2016 – 1,770 stockers

Steers	Price Range	Average	Top	Heifers	Price Range	Average	Top
1000+ lbs	139.50-171.00	159.19	171.00	+900 lbs	127.00-155.50	144.54	163.50
900-999	160.00-185.50	171.32	185.50	800-899	130.00-165.00	149.55	165.00
800-899	165.00-189.00	176.88	189.00	700-799	143.00-162.00	152.65	163.00
700-799	157.00-204.25	183.88	204.25	600-699	128.00-167.00	149.41	174.00
600-699	158.00-190.00	175.74	205.50	500-599	146.00-165.00	155.24	187.00
500-599	168.00-233.00	199.29	240.00	400-499	151.00-182.00	164.03	182.00
400-499	174.00-245.00	209.33	245.00	300-399	157.00-212.00	175.73	212.00
399-	175.00-220.00	198.62	230.00				



Stocker sale at **Temiskaming Livestock Sales: December 5, 2016 – 65 stockers**

Steers	Price Range	Average	Top	Heifers	Price Range	Average	Top
700-799	140.00-150.00	145.83	150.00	700-799	146.00-157.00	151.50	157.00
600-699	149.00-163.50	155.63	169.00	600-699	150.00-162.00	154.00	162.00
500-599	160.00-186.00	170.95	186.00	400-499	159.00-180.00	168.33	180.00
400-499	168.50-180.50	171.35	200.00				
399-	160.00-181.00	168.50	199.00				



Stocker sale at Vankleek Hill Livestock Exchange: December 5, 2016 – 68 stockers

Steers	Price Range	Average	Top	Heifers	Price Range	Average	Top
600-699	147.00-188.00	169.17	188.00	700-799	108.00-122.00	114.93	122.00
500-599	160.00-194.00	176.50	194.00	600-699	112.00-155.00	138.30	155.00
400-499	112.00-200.00	165.81	200.00	500-599	128.00-152.00	136.42	152.00
399-	146.00-187.00	160.75	187.00	400-499	129.00-149.00	140.17	149.00
				300-399	140.00-175.00	152.34	175.00
				299-	142.00-177.00	159.40	177.00

Stocker sale at: **Community Livestock Exchange: December 6, 2016 – 290** Stockers

<i>Steers</i>	Price Range	Average	Top	<i>Heifers</i>	Price Range	Average	Top
800-899	111.00-173.99	144.10	173.99	700-799	127.00-168.99	159.60	168.99
700-799	126.00-178.49	164.19	178.49	600-699	100.00-175.00	137.09	175.00
600-699	130.00-200.00	170.30	200.00	500-599	102.49-171.99	150.49	171.99
500-599	150.00-210.00	184.00	210.00	400-499	112.50-200.00	151.60	200.00
400-499	130.00-231.00	199.39	231.00				

Stocker sale at: **Keady Livestock Market: December 6, 2016 – 704** Stockers

<i>Steers</i>	Price Range	Average	Top	<i>Heifers</i>	Price Range	Average	Top
1000+	159.00-192.25	179.04	192.25	900+	158.50-174.25	169.40	174.25
900-999	190.00-197.75	192.83	197.75	800-899	116.00-159.00	137.67	159.00
800-899	173.00-196.50	187.24	196.50	700-799	110.00-152.50	132.62	152.50
700-799	181.00-208.50	201.64	208.50	600-699	138.00-183.00	159.78	183.00
600-699	179.00-209.50	199.93	209.50	500-599	144.00-188.00	177.83	188.00
500-599	170.00-219.00	197.69	225.00	400-499	147.50-221.00	192.83	221.00
400-499	195.00-225.00	210.61	225.00	300-399	85.00-170.00	144.44	215.00
399-	167.50-230.00	199.64	230.00				

Stocker sale at: **Renfrew Pontiac Livestock: December 6, 2016 – 426** Stockers

<i>Steers</i>	Price Range	Average	Top	<i>Heifers</i>	Price Range	Average	Top
800-899	112.50-177.00	162.29	177.00	700-799	112.50-163.99	151.20	163.99
700-799	122.99-189.99	170.10	189.99	600-699	110.00-177.00	159.00	177.00
600-699	112.50-202.00	179.60	202.00	500-599	114.99-189.99	163.99	189.99
500-599	150.00-218.99	191.59	218.99	400-499	105.00-194.99	174.39	194.99
400-499	169.99-239.00	206.49	239.00	300-399	169.99-195.99	184.09	195.99
399-	139.99-214.99	179.80	214.99				

Stocker sale at **Ontario Livestock Exchange: December 7, 2016 – 490** Stockers

<i>Steers</i>	Price Range	Average	Top	<i>Heifers</i>	Price Range	Average	Top
1000+	175.50-191.50	184.79	191.50	900+	Not enough sold		
900-999	181.00-195.50	190.24	195.50				
800-899	185.00-193.00	187.85	193.00				

Stocker sale at: **Ontario Livestock Exchange, December 8, 2016 – 248** Stockers

<i>Steers</i>	Price Range	Average	Top	<i>Heifers</i>	Price Range	Average	Top
600-699	162.00-190.50	182.84	205.00	600-699	110.00-162.50	151.05	162.50
500-599	164.00-182.50	174.71	222.50	500-599	150.00-175.00	166.50	175.00
400-499	155.00-207.50	189.83	210.00	400-499	166.00-189.00	174.34	189.00
300-399	180.00-258.00	226.75	258.00				

Stockers sold at steady to firmer prices.

Stocker sale at: **Ontario Stockyards Inc., December 8, 2016 – 1,617** Stockers

<i>Steers</i>	Price Range	Average	Top	<i>Heifers</i>	Price Range	Average	Top
1000+	103.00-174.00	153.06	176.50	900+	100.00-158.50	135.41	162.00
900-999	163.00-185.00	173.21	190.75	800-899	137.00-185.00	163.96	185.00
800-899	164.00-186.50	179.58	186.50	700-799	141.00-179.75	158.51	185.00
700-799	149.00-199.50	178.29	199.50	600-699	134.00-186.50	165.31	186.50
600-699	157.00-201.50	182.23	204.00	500-599	140.00-183.00	165.51	207.00
500-599	164.00-225.50	191.25	226.00	400-499	130.00-192.50	168.28	220.00
400-499	152.00-234.00	194.20	240.00	300-399	130.00-200.00	178.23	207.50
399-	150.00-235.00	190.39	245.00	299-	131.00-210.00	163.58	220.00

Stocker sale at: **Ottawa Livestock Exchange, December 8, 2016 – 240** Stockers

Steers	Price Range	Average	Top	Heifers	Price Range	Average	Top
700-799	155.00-184.00	175.94	184.00	600-699	135.00-165.00	153.88	165.00
600-699	170.00-196.00	183.31	206.00	500-599	146.00-170.00	160.15	175.00
500-599	170.00-222.00	197.42	222.00	400-499	145.00-180.00	164.92	180.00
400-499	172.00-230.00	197.28	230.00	300-399	120.00-187.00	154.45	187.00
399-	124.00-177.00	153.50	177.00				

ONTARIO BRED COW SALES

Keady Livestock Market, December 2, 2016 - 268 Bred cows & **12** Cow calf pairs

	Exotic and Exotic X	British and British X
Top quality bred cows	\$1800-\$2300	\$1600-\$1800
Avg quality bred cows	\$1400-\$1700	\$1200-\$1500
Top quality cow/calf pairs	\$1800-\$2300	N/T
Top quality bred heifers	\$1600-\$2100	N/T

Good quality reputation breeding cows and heifers sold actively to a well-attended sale of prospective buyers.

QUEBEC ELECTRONIC AUCTION MARKET (F.O.B. THE FEEDLOT)

	Price	Change from Last Week
On Thursday, December 8, 2016	230.50-232.00	+3.74

ALBERTA DIRECT TRADE

Week Ending Thursday, December 1, 2016

Steers	Live	149.25-151.00	Flat rail	251.00-252.50
Heifers	Live	149.25	Flat rail	250.50-252.50

U.S. TRADE (U.S. funds)

Week Ending Thursday, December 8, 2016

Choice and Select Steers and Heifers:	Live	106.00-110.00
	Rail	168.00-170.00

LIVE CATTLE EXPORTS-ONTARIO

	Week ending Nov. 19, 2016	Week ending Nov. 12, 2016	Year to Date
Total live slaughter cattle exported from Ontario to the U.S.	4,366	4,110	158,318
Steers & Heifers	1,096	1,051	37,197
Cows	2,648	2,496	99,729
Bulls	622	563	21,392

FEDERALLY INSPECTED CANADIAN PROCESSING

	Week Ending December 3, 2016	# of hd change from week ago	YTD	% Change (Week Ago)	% Change (Year Ago)
Grand Total	53,302	+727	2,467,728	+1%	+6%
Western Slaughter	40,740	+736	1,914,914	+2%	+7%
Eastern Slaughter	12,562	-9	552,814	+0%	+6%

AVERAGE CARCASS WEIGHTS – CANADA

	Steers	Heifers
December 3, 2016	935	848
November 26, 2016	932	857
December 5, 2015	942	855

USDA ESTIMATED CATTLE PROCESSING VOLUME

	Week Ending December 10, 2016	Previous Week	Year Ago
Grand Total	611,000	616,000	580,000

CANADIAN BOXED BEEF CUT-OUT VALUES

Week Ending	AAA	AA
November 25, 2016	2.4839	2.3183
November 18, 2016	2.4479	2.3124
November 11, 2016	2.4237	2.3010

U.S. BOXED BEEF CUT-OUT VALUES (U.S. Funds)

	Choice 600-900	Select 600-699
Current five day average	190.01	172.46

LIVE CATTLE – CANADA

IMPORTS	<i>Import % change from 2015 YTD</i>		EXPORTS	<i>Export % change from 2015 YTD</i>	
<i>Jan 1- Oct 31, 2016</i>			<i>Jan 1- Nov 26, 2016</i>		
Pure bred	3,177	+2%	Slaughter steers & heifers	286,575	+51%
Non-pure bred	14,310	-45%	Feeder steers & heifers	175,718	-38%
			Cows & Bulls	237,045	-10%

BEEF EXPORTS – CANADA

	<i>Change from last year YTD</i>	Mexico	<i>Change from 2015 YTD</i>	
United States <i>Jan 1 – Oct 31</i>		<i>Jan 1 – Oct 31</i>		
Total	229,796 tonnes	+18% or +35,087 tonnes	13,792 tonnes	-17% or -2,809 tonnes

BEEF PRODUCTION – CANADA

	<i>Jan 1 – Dec 3</i>	<i>Last Year Same Time</i>	<i>% Change</i>	<i>Change in tonnes YTD</i>
Fed	851,946 tonnes	781,452 tonnes	+9%	+70,494
Non-fed	127,276 tonnes	107,707 tonnes	+18%	+19,569

BEEF IMPORTS – CANADA

	<i>Jan 1 – Dec 3</i>	<i>Last Year Same Time</i>	<i>% Change</i>	<i>Change in tonnes YTD</i>
United States	113,250 tonnes	117,058 tonnes	-3%	-3,808 tonnes
Non-NAFTA	54,093 tonnes	68,127 tonnes	-21%	-14,034 tonnes
Total	173,759 tonnes	187,666 tonnes	-7%	-13,907 tonnes

CHICAGO MERCANTILE EXCHANGE

Closing quotes on futures today were as follows:

Live Cattle	Feeder Cattle	Corn	Soybeans	Canadian \$					
\$/cwt US	\$/cwt US	\$/bu US	¢/bu	\$/bu US					
Dec	108.72 -0.32	Jan	125.95 -0.65	Dec	3.524 +6.0	Jan	10.374 +10.4	Spot	75.95 +0.13
Feb	110.52 -0.12	Mar	122.50 -0.65	Mar	3.594 +6.0	Mar	10.484 +10.6	Dec	75.96 +0.14
Apr	110.25 -0.17	Apr	122.05 -0.67	May	3.662 +6.0	May	10.562 +11.0	Mar	76.05 +0.15
Jun	101.40 -0.10	May	121.25 -0.65	Jul	3.734 +5.6	Jul	10.616 +11.2	Jun	76.14 +0.15
Aug	98.00 -0.10	Aug	121.72 -0.67	Sep	3.802 +5.2	Aug	10.590 +11.2	Sep	76.23 +0.16
Oct	98.35 -0.22	Sep	119.72 -1.10	Dec	3.884 +5.2	Sep	10.404 +11.6	Dec	76.32 +0.16

ONTARIO STOCKER & FEEDER TRADE SPECIAL FALL SALES

10-Dec	11:00 am	Denfield Livestock Exchange	Stockers, Bred Cows & Cow/Calf Pairs
14-Dec	11:00 am	Kawartha Lakes Community Sale Barn	Stocker Sale

Comments for the week ending December 8, 2016

688 fed steers and heifers were on offer this week at Ontario auction markets which up 55 head from last week, but 57 less than this time last year. Fed steers sold from \$125.40-\$144.22 averaging \$134.84 up \$3.71 from last week on average, but \$18.17 below year ago prices. Fed heifers ranged from \$124.89-\$139.40 averaging \$133.65 up \$1.44 from last week and \$17.70 lower than last year at this time. Auction markets reported trade as active with prices holding fully steady to stronger.

Ontario railgrade prices were stronger this week with prices starting out the previous Friday at \$228.00-\$230.00 dressed for steers and \$227.00-\$229.00 for heifers. On Monday the market was considerably stronger with sales anywhere from \$228.00-\$235.00 for steers and \$227.00-\$234.00 for heifers, on a dressed basis. By Wednesday the market was trading in a very narrow range from \$231.00-\$232.00 on the steers and \$230.00-\$231.00 for heifers. Delivery for the cattle sold this week ranged anywhere from this week, to the last week of the year. This week's average prices were up \$4.75 from last week and \$27.75 below year ago prices.

Auction markets sold 2,917 cull cows this week, down 271 head from last week, but 406 more than last year at this time. Auction markets called this week's trade as soft and barely steady early in the week. As the week progressed the cows were under pressure. Dairy and lean beef cull cows were noted as at least \$2.00-\$4.00 cwt lower by week's end, but the good quality beef cows were holding steady. Cull cows sold from \$52.02-\$75.91 averaging \$63.72 down \$3.93 from last week and \$16.07 lower than this time last year.

Lighter receipts of stocker and feeder cattle were on offer this week at Ontario auction markets with just 5,978 head sold, down 2,718 from last week, however this is up 435 head from this time last year. Auction markets reported trade on the light weights as fully steady to stronger, with one report of prices increasing from last week's easier market by \$5.00-\$15.00 in spots. The heavier weight steers were fully steady to stronger, with heifers just steady on lighter receipts, with quality considered. Actual average prices this week saw steers 400-500 lbs up \$5.81 from last week on average, steers 500-600 lbs up \$5.98, 600-700 lbs up \$3.76, 700-800 lbs up \$10.09, 800-900 lbs up \$5.64, 900-1000 lbs up \$2.44 and steers over 1000 lbs averaged \$9.08 higher than last week on average. Heifers weighing between 300-400 lbs were down \$1.58 from last week on average, heifers 400-500 lbs up \$0.03, 500-600 lbs up \$0.35, 600-700 lbs down \$0.35, 700-800 lbs up \$5.51, 800-900 lbs down \$4.70 and heifers over 900 lbs averaged \$0.18 cwt lower than last week on average.

The Quebec Electronic Market for Wednesday ranged from \$230.50-\$232.00 dressed, averaging \$3.74 higher than last week on average.

Alberta direct trade was light at mostly stronger prices. Canfax reports live steers from \$149.25-\$151.00 up \$1.62 from last week on average while heifers sold at \$149.25 live down \$1.14. On the rail steers traded from \$251.00-\$252.50 dressed, up \$2.79 from last week on average, while heifers sold from \$250.50-\$252.50 dressed, up \$2.03 on average.

The US cash cattle trade this week saw a couple of sales on Tuesday at \$112.00 live, down \$2.00 from last week, but definitely not enough sold to establish a market trend. Wednesday, on the cash market, bids were noted at \$110.00-\$112.00 live in the south and \$170.00 dressed in the north with sellers resisting. Wednesday morning, on the Fed Cattle Exchange, online auction, there were 8,014 head on offer with just 3,401 head sold by the end of the sale. Trade was disappointing as many producers passed the lower bids. Actual sales ranged from \$109.00-\$112.00 live, averaging \$110.28 down \$2.00 from last week's average of \$112.48. Thursday moderate trade developed in the north with sales from \$168.00-\$170.00 dressed, mostly \$170.00, down \$5.00 from last week on average, while the south was quiet. Today, light trade in the south was reported at \$110.00 live, down \$5.00 from last week, while a few deals in the north are \$170.00 dressed which is steady to Thursday's lower market. Trade volumes this week are reported to be very light so some carry over of cattle is expected.