



Weekly Market Information Report for the week ending Thursday, December 15, 2016

The following information is collected from various sources and disseminated by Beef Farmers of Ontario.

ONTARIO DIRECT TO PACKER RAILGRADE CATTLE TRADE

Prices are on a carcass weight basis before grade and weight discounts. Weekly Range:

A Grade Steers	228.00-240.00
A Grade Heifers	227.00-237.00

ONTARIO LIVE CATTLE TRADE

Ontario auction sales this week saw weighted average price ranges for:

FED CATTLE	Volume	Price Range	Average	Top	Last Week Avg
Large Frame Steers +1250	234	124.82-137.92	132.50	145.50	134.13
Medium Frame Steers +1250	108	124.96-135.69	132.13	141.00	134.91
Large & Medium Frame Steers +1250	342	124.96-137.39	132.45	145.50	134.84
Large Frame Heifers +1000	152	120.65-136.02	131.62	145.50	133.50
Medium Frame Heifers +1000	136	120.90-139.95	133.65	142.00	133.07
Large & Medium Frame Heifers +1000	288	121.97-139.56	133.04	145.50	133.65
Cows - All Weights	2,326	51.27-75.45	62.78	125.00	63.72
Bulls - All Weights	142	77.58-98.91	88.98	130.00	95.46

STOCKERS - Large and Medium Frame

STEERS	Volume	Price Range	Average	Top	Last Week Avg
1000+	694	163.65-188.97	175.22	194.00	173.81
900-999	283	168.82-188.29	180.57	196.75	180.13
800-899	326	162.92-191.20	176.62	212.50	175.47
700-799	380	146.53-192.66	175.09	203.00	181.22
600-699	654	142.22-202.87	179.58	222.00	180.54
500-599	563	158.13-212.91	188.55	227.50	193.68
400-499	311	154.58-220.27	191.40	260.00	198.47
-399	128	130.43-207.56	168.34	244.00	182.46

HEIFERS	Volume	Price Range	Average	Top	Last Week Avg
+900	261	127.02-160.95	143.40	170.00	140.16
800-899	176	138.08-172.23	160.74	179.00	150.58
700-799	108	112.81-160.74	145.69	175.00	150.06
600-699	459	131.05-172.70	156.58	193.99	153.98
500-599	522	130.78-188.65	162.48	204.00	160.75
400-499	383	145.02-195.09	170.60	217.00	170.11
300-399	103	125.58-186.22	158.88	221.00	166.94
-299	34	82.50-124.47	104.01	175.00	137.86

At Kawartha Lakes Community Sale Barn, December 10, 2016 – 132 Cows, 11 Bulls, 49 Stockers & 69 Veal

	Price Range	Avg.	Top
Cows	53.00-77.00	62.73	85.00
Bulls over 1600 lbs	70.00-96.00	82.75	96.00
Bulls under 1600 lbs	76.00-92.00	85.39	92.00
Veal over 600 lbs	81.00-143.00	110.73	143.00
Veal under 125 lbs	40.00-150.00	88.12	150.00

Denfield Livestock Exchange Inc., December 13, 2016: 186 Fed Cattle, 52 Veal, 8 Bulls, 116 Cows & 83 Drop Calves

	Price Range	Top		Price Range	Top
Choice steers	135.00-140.00	144.00	Good beef cows	65.00-75.00	
Good steers	130.00-135.00		Good Holstein cows	60.00-70.00	
Choice heifers	135.00-140.00	143.50	D1 & D2 Cows	50.00-60.00	
Good heifers	130.00-135.00		D3 & D4 Cows	40.00-50.00	
Good Holstein veal	124.00-131.00		Choice drop calves	\$150.00-\$200.00/hd	
Plain & heavy veal	115.00-122.00		Good drop calves	\$100.00-\$150.00/hd	
Good beef bulls	80.00-95.50		Plain & Newborns	\$50.00-\$100.00/hd	
Good Hol bulls	80.00-90.00				

At Renfrew Pontiac Livestock Ltd.: December 13, 2016 – 9 Replacement Calves, 70 Cows & 9 Bulls

	Price Range	Top
Replacement Calves	\$40.00-\$70.00/hd	\$160.00/hd
Cows D1 & D2	77.00-86.00	91.50
Cows D3	70.00-76.00	
Cows D4	60.00-68.00	
Bulls	92.00-95.00	98.50

At Aylmer Stockyards Inc.: December 14, 2016 – 61 Veal, 146 Cows, 14 Fed Cattle, 6 bulls, 28 Stockers, 102 Drop Calves

	Price Range	Avg.	Top
Fed heifers, dairy & dairy cross	72.49-111.00	91.40	111.00
Cows	40.99-92.50	67.20	92.50
Veal over 600 lbs	86.99-148.99	123.39	148.99
Dollar Calves	\$5.00-\$285.00/hd	\$87.48	

ONTARIO STOCKER AND FEEDER TRADE

Stocker sale at Brussels Livestock: December 9, 2016 – 1,140 stockers

Steers	Price Range	Average	Top	Heifers	Price Range	Average	Top
1000+ lbs	136.00-179.50	161.06	179.50	+900 lbs	138.75-167.25	151.91	170.00
900-999	157.00-180.00	169.30	180.00	800-899	145.00-177.00	164.49	177.00
800-899	159.00-193.00	174.19	193.00	700-799	102.00-156.00	137.58	156.00
700-799	145.00-187.00	176.20	198.50	600-699	130.00-160.00	147.30	170.00
600-699	142.00-202.00	180.80	218.00	500-599	125.00-184.00	149.20	202.00
500-599	162.00-220.00	195.53	220.00	400-499	163.00-195.00	177.73	205.00
400-499	167.00-238.00	201.49	260.00	300-399	157.00-180.00	168.20	187.00
399-	155.00-201.00	175.33	220.00				

Stocker sale at: Community Livestock Exchange: December 13, 2016 – 365 Stockers

Steers	Price Range	Average	Top	Heifers	Price Range	Average	Top
800-899	110.00-167.99	146.50	167.99	700-799	110.00-173.99	151.20	173.99
700-799	112.00-175.00	149.50	175.00	600-699	110.00-163.99	1137.90	193.99
600-699	110.00-193.99	166.50	193.99	500-599	110.00-181.00	158.20	181.00
500-599	130.00-212.50	1789.60	212.50	400-499	117.50-189.99	154.29	189.99
400-499	114.99-237.00	193.59	237.00				

Stocker sale at: **Keady Livestock Market: December 13, 2016 – 718** Stockers

Steers	Price Range	Average	Top	Heifers	Price Range	Average	Top
1000+	175.00-189.25	182.11	190.50	900+	142.00-168.00	146.73	168.00
900-999	195.00-196.75	196.25	196.75	800-899	156.00-175.00	168.18	175.00
800-899	187.50-212.50	203.56	212.50	700-799	132.00-145.00	139.33	155.00
700-799	179.00-197.00	192.83	197.00	600-699	140.00-175.00	159.64	175.00
600-699	187.00-214.00	199.22	214.00	500-599	174.00-204.00	191.39	204.00
500-599	188.00-217.50	202.62	217.50	400-499	165.00-217.00	197.32	217.00
400-499	207.50-230.00	222.61	230.00	300-399	150.00-200.00	172.50	200.00
399-	210.00-235.00	227.86	235.00				

Stocker sale at: **Renfrew Pontiac Livestock: December 13, 2016 – 440** Stockers

Steers	Price Range	Average	Top	Heifers	Price Range	Average	Top
900-999	107.49-172.50	162.59	172.50	600-699	112.50-184.00	169.10	184.00
800-899	137.50-178.00	155.69	178.00	500-599	130.00-187.00	170.70	187.00
700-799	112.00-193.50	169.30	193.50	400-499	107.49-195.99	157.40	195.99
600-699	134.00-222.00	192.90	222.00	300-399	90.00-167.50	136.40	167.50
500-599	125.00-227.00	189.99	227.00				
400-499	183.00-229.99	207.50	229.99				
399-	119.99-229.00	166.19	237.00				

Stocker sale at **Ontario Livestock Exchange: December 14, 2016 – 633** Stockers

Steers	Price Range	Average	Top	Heifers	Price Range	Average	Top
1000+	175.00-194.00	182.92	194.00	900+			
900-999	180.00-196.50	187.43	196.50				
800-899	172.0-194.00	182.02	194.00				
700-799	160.00-190.00	184.37	190.00				
600-699	165.00-187.50	172.38	187.50				

Stocker sale at: **Ontario Livestock Exchange, December 15, 2016 – 192** Stockers

Steers	Price Range	Average	Top	Heifers	Price Range	Average	Top
700-799	102.00-188.00	176.00	188.00	600-699	127.50-167.00	153.72	167.00
600-699	152.50-185.00	171.38	185.00	500-599	120.00-162.50	145.28	162.50
500-599	150.00-172.50	153.29	172.50	400-499	160.00-187.00	177.97	187.00
400-499	150.00-180.00	158.17	210.00				

Stocker sale at: **Ontario Stockyards Inc., December 15, 2016 – 1,283** Stockers

Steers	Price Range	Average	Top	Heifers	Price Range	Average	Top
1000+	100.00-176.00	134.53	176.00	900+	60.00-120.00	93.20	168.25
900-999	105.00-170.50	148.50	170.50	800-899	95.00-171.00	145.85	171.00
800-899	150.00-177.00	159.26	178.50	700-799	117.50-175.00	159.31	175.00
700-799	160.00-203.00	179.79	203.00	600-699	137.50-186.50	167.36	186.50
600-699	145.00-198.25	178.41	220.00	500-599	128.00-200.00	167.74	200.00
500-599	167.50-218.00	192.20	227.50	400-499	140.00-202.50	165.75	212.00
400-499	140.00-214.00	181.88	228.00	300-399	130.00-200.00	166.13	221.00
399-	134.00-244.00	184.98	244.00	299-	120.00-147.00	128.85	160.00

Stocker sale at: **Ottawa Livestock Exchange, December 15, 2016 – 307** Stockers

Steers	Price Range	Average	Top	Heifers	Price Range	Average	Top
700-799	147.00-189.00	174.00	189.00	600-699	137.00-163.00	149.57	163.00
600-699	150.26-212.00	179.23	216.00	500-599	137.00-184.16	157.37	184.16
500-599	168.00-196.00	180.14	220.00	400-499	142.00-177.00	157.43	177.00
400-499	138.00-207.00	167.00	207.00	300-399	90.00-171.00	146.44	171.00
399-	68.00-159.00	122.76	168.00				

ONTARIO STOCKER AND FEEDER TRADE SPECIAL FALL SALES

Stocker sale at: **Kawartha Lakes Community Sale Barn, December 14, 2016- 251 Stockers**

Steers	Price Range	Average	Top	Heifers	Price Range	Average	Top
700-799	105.00-196.00	158.87	196.00	800-899	112.50-166.00	153.56	166.00
600-699	123.00-207.00	170.25	207.00	600-699	151.00-180.00	169.25	180.00
500-599	132.50-207.00	182.50	207.00	500-599	148.00-176.00	162.89	176.00
400-499	130.00-210.00	201.27	210.00	400-499	150.00-177.00	157.55	177.00

A light run of stockers sold actively at steady prices.

QUEBEC ELECTRONIC AUCTION MARKET (F.O.B. THE FEEDLOT)

	Price	Change from Last Week
On Thursday, December 15, 2016	229.00-231.00	-1.42

ALBERTA DIRECT TRADE

Week Ending Thursday, December 15, 2016

Steers	Live	153.75-154.00	Flat rail	255.00-258.50
Heifers	Live	N/T	Flat rail	N/T

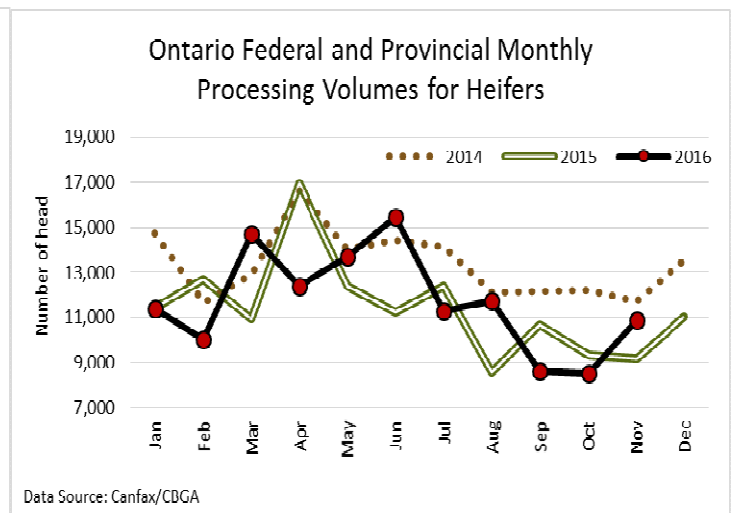
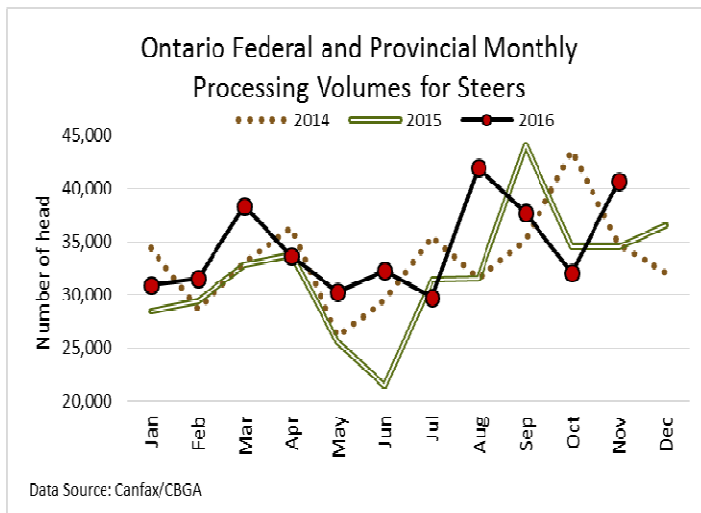
U.S. TRADE (U.S. funds)

Week Ending Thursday, December 15, 2016

Choice and Select Steers and Heifers:	Live	N/T
	Rail	N/T

LIVE CATTLE EXPORTS-ONTARIO

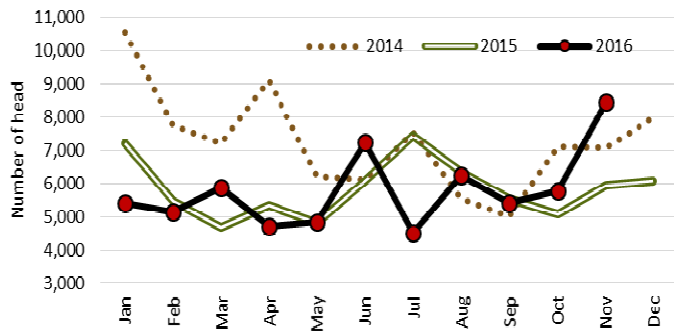
	Week ending Nov. 26, 2016	Week ending Nov. 19, 2016	Year to Date
Total live slaughter cattle exported from Ontario to the U.S.	4,022	4,366	162,340
Steers & Heifers	778	1,096	37,975
Cows	2,787	2,648	102,516
Bulls	457	622	21,849



FEDERALLY INSPECTED CANADIAN PROCESSING

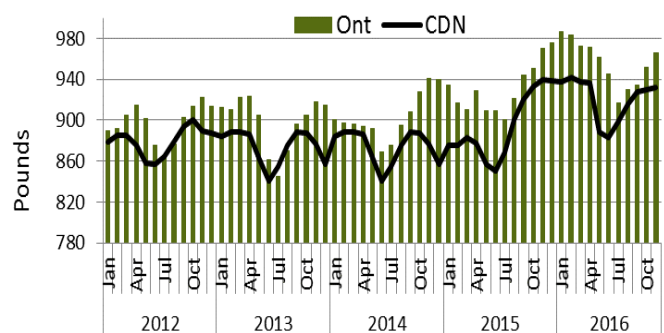
	Week Ending December 10, 2016	# of hd change from week ago	YTD	% Change (Week Ago)	% Change (Year Ago)
Grand Total	48,480	-4,822	2,516,208	-9%	+7%
Western Slaughter	35,440	-5,300	1,950,354	-13%	+7%
Eastern Slaughter	13,040	+478	565,854	+4%	+6%

Ontario Federal and Provincial Monthly Processing Volumes for Cows



Data Source: Canfax/CBGA

Federally and Provincially Inspected Plants Steers Average Warm Carcass weight Monthly.



Data source: Canfax/CBGA

AVERAGE CARCASS WEIGHTS – CANADA

	Steers	Heifers
December 10, 2016	930	835
December 3, 2016	935	848
December 12, 2015	944	846

USDA ESTIMATED CATTLE PROCESSING VOLUME

	Week Ending	Previous Week	Year Ago
Grand Total	December 17, 2016 599,000	611,000	586,000

CANADIAN BOXED BEEF CUT-OUT VALUES

Week Ending	AAA	AA
December 2, 2016	2.5334	2.3210
November 25, 2016	2.4839	2.3183
November 18, 2016	2.4479	2.3124

U.S. BOXED BEEF CUT-OUT VALUES (U.S. Funds)

	Choice 600-900	Select 600-699
Current five day average	190.91	175.18

LIVE CATTLE – CANADA

IMPORTS		Import % change from 2015 YTD	EXPORTS		Export % change from 2015 YTD
Jan 1- Oct 31, 2016			Jan 1- Dec 3, 2016		
Pure bred	3,177	+2%	Slaughter steers & heifers	293,346	+52%
Non-pure bred	14,310	-45%	Feeder steers & heifers	175,955	-38%
			Cows & Bulls	241,906	-10%

BEEF EXPORTS – CANADA

United States		Change from last year YTD	Mexico		Change from 2015 YTD
Jan 1 – Oct 31			Jan 1 – Oct 31		
Total	229,796 tonnes	+18% or +35,087 tonnes	13,792 tonnes		-17% or -2,809 tonnes

BEEF PRODUCTION – CANADA

	Jan 1 – Dec 10	Last Year Same Time	% Change	Change in tonnes YTD
Fed	868,053 tonnes	798,100 tonnes	+9%	+69,953
Non-fed	130,126 tonnes	110,870 tonnes	+17%	+19,256

BEEF IMPORTS – CANADA

	Jan 1 – Dec 10	Last Year Same Time	% Change	Change in tonnes YTD
United States	116,585 tonnes	119,675 tonnes	-3%	-3,090 tonnes
Non-NAFTA	54,967 tonnes	69,200 tonnes	-21%	-14,233 tonnes
Total	178,143 tonnes	191,426 tonnes	-7%	-13,283 tonnes

CHICAGO MERCANTILE EXCHANGE

Closing quotes on futures today were as follows:

Live Cattle			Feeder Cattle			Corn			Soybeans			Canadian \$		
Dec	112.32	+1.60	Jan	129.90	+2.20	Mar	3.562	-0.2	Jan	10.366	+7.6	Spot	74.89	-0.06
Feb	115.35	+2.07	Mar	126.30	+1.55	May	3.630	-0.2	Mar	10.466	+7.4	Dec	74.88	-0.08
Apr	113.60	+1.25	Apr	125.60	+1.37	Jul	3.704	-0.2	May	10.542	+7.6	Mar	74.97	-0.08
Jun	104.25	+1.10	May	124.15	+1.10	Sep	3.776	+0.2	Jul	10.590	+7.4	Jun	75.06	-0.08
Aug	99.75	+0.45	Aug	124.47	+1.17	Dec	3.864	+0.4	Aug	10.554	+7.0	Sep	75.15	-0.10
Oct	99.62	+0.25	Sep	122.40	+1.12	Mar	3.952	+0.4	Sep	10.362	+5.0	Dec	75.25	-0.08

Beef Farmers of Ontario, 130 Malcolm Road, Guelph, ON N1K 1B1 Phone: (519) 824-0334 Fax: (519) 824-9161 or email: markets@ontariobeef.com

Comments for the week ending December 15, 2016

Slightly lower receipts of 630 fed cattle sold through auction markets this week down 58 from last week and 82 more than last year at this time. Fed steers sold from \$124.96-\$137.39 averaging \$132.45 live, down \$2.39 from last week on average and \$18.46 below year ago prices. Heifers sold from \$121.97-\$139.56 averaging \$133.04 down \$0.61 from last week and \$19.68 below year ago prices. Auction markets reported a good demand with prices steady to last week, until week's end where prices were quoted as mostly steady to steady.

Ontario railgrade prices the previous Friday saw the bottom end of trade drop \$1.00 while the top advanced \$6.00-\$10.00 creating a large price spread. Sales were reported from \$230.00-\$240.00 for steers and \$229.00-\$237.00 for heifers. By Monday prices had dropped slightly to \$228.00-\$238.00 for steers and \$227.00-\$237.00 for heifers. By Wednesday prices had slipped slightly on the top end of the trade with sales reported from \$228.00-\$235.00 dressed for steers and \$227.00-\$234.00 for heifers, with delivery anywhere from this week to the last week of the year. This week's prices averaged \$2.50 stronger than last week and just \$22.00 below last year at this time.

Lighter receipts of cull cows sold through auction markets this week at slightly easier prices. 2,326 cull cows were on offer this week down 591 head from last week and 394 less than this time last year. Cull cows traded from \$51.27-\$75.45 averaging \$62.78 down \$0.94 from last week and \$13.95 below year ago prices. Auction markets reported early week trade as steady to slightly higher on good demand with just one market reporting a softer tone. As the week progressed the market was steady to under pressure at barely steady to lower prices, but ended the week steady to the week's market trend.

There were 5,385 stocker and feeder cattle on offer this week at auction markets down 593 head from last week but 803 more than last year at this time. Auction markets reported trade on the light weights as active with prices steady to strong, while heavier cattle/yearlings sold on a strong active trade with prices strong, up to \$2.00-\$3.00 higher. By week's end all classes were holding fully steady. Actual average prices for steers weighing between 400-500 lbs was down \$7.07 from last week, 500-600 lbs down \$5.13, 600-700 lbs down \$0.96, 700-800 lbs down \$6.13, 800-900 lbs up \$1.15, 900-1000 lbs up \$0.44 and steers over 1000 lbs averaged \$1.41 stronger than last week on average. Heifers between 300-400 lbs averaged \$8.06 lower than last week, 400-500 lbs up \$0.49, 500-600 lbs up \$1.73, 600-700 lbs up \$2.60, 700-800 lbs down \$4.37, 800-900 lbs average \$10.16 higher than last week and heifers over 900 lbs averaged \$3.24 stronger than last week on average.

The Quebec Electronic Market for Wednesday ranged from \$229.00-\$231.00 dressed, averaging \$1.42 lower than last week on average.

Alberta direct trade was light this week with stronger prices on steers, with no heifer sales reported. Canfax reported live sales ranging from \$153.75-\$154.00 up \$3.53 from last week on average, while dressed deals ranged from \$255.00-\$258.50 up \$4.96 from last week on average. Canfax notes: "This week marks the ninth consecutive week of higher fed cattle prices. From the lows in early September fed cattle prices have rallied 19%."

The US cash cattle trade the week ending December 9th was light with live sales reported from \$108.00-\$113.00 with steers averaging \$109.52 down \$4.51 from the week before, while heifers averaged \$109.42 down \$4.47. On the rail steers and heifers sold from \$168.00-\$172.00 dressed, with steers averaging \$169.92 and heifers \$169.88, both down \$4.93 on average from the week before. This week on Wednesday, at the Fed Cattle Exchange online auction, there were 7,753 head on offer with just 3,249 sold. Sales ranged from \$108.00-\$111.50 live with majority of the sales from \$110.00-\$111.00, averaging \$110.47 which is up \$0.19 from last week. On Thursday a couple of deals in the north were at \$170.00 dressed, but not enough sold to establish the market. At time of reporting, the cash market is at a standstill with packers bidding \$170.00-\$172.00 dressed in the north which is steady to slightly stronger than last week on average, but sellers showed no interest. In the south bids are at \$108.00 live which is \$1.00-\$2.00 below last week's market, but sellers are resisting the low bids. Asking prices are reported as firm at \$114.00 live in the south and \$175.00 plus dressed. Light trade should develop at some point, but only if one side gives in.