



## Weekly Market Information Report for the week ending Thursday, January 5, 2017

The following information is collected from various sources and disseminated by Beef Farmers of Ontario.

### ONTARIO DIRECT TO PACKER RAILGRADE CATTLE TRADE

Prices are on a carcass weight basis before grade and weight discounts. Weekly Range:

<b>A Grade Steers</b>	246.00-252.00
<b>A Grade Heifers</b>	245.00-255.00

### ONTARIO LIVE CATTLE TRADE

Ontario auction sales this week saw weighted average price ranges for:

<b>FED CATTLE</b>	<b>Volume</b>	<b>Price Range</b>	<b>Average</b>	<b>Top</b>	<b>Last Week Avg</b>
Large Frame Steers +1250	145	128.73-150.67	141.26	161.50	139.21
Medium Frame Steers +1250	67	135.37-151.43	144.38	155.00	136.51
Large & Medium Frame Steers +1250	212	129.69-149.98	141.59	161.50	139.19
Large Frame Heifers +1000	125	135.54-150.77	144.46	157.00	142.71
Medium Frame Heifers +1000	113	135.02-153.89	147.76	159.50	140.12
Large & Medium Frame Heifers +1000	238	135.74-152.81	146.17	159.50	141.75
Cows - All Weights	2,138	57.93-80.84	69.53	110.00	72.30
Bulls - All Weights	106	81.60-98.45	88.85	127.00	98.15

### STOCKERS - Large and Medium Frame

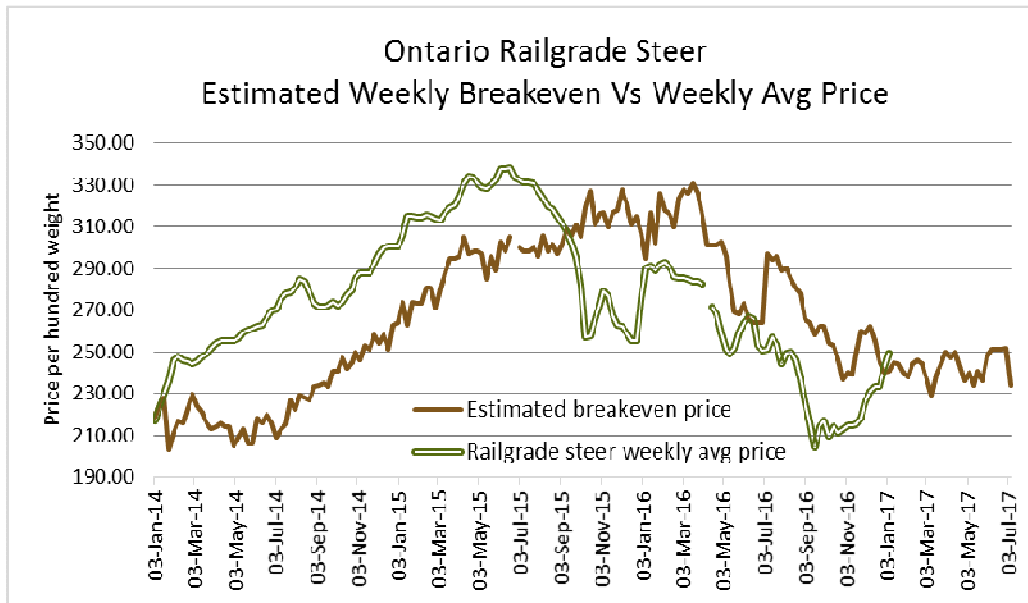
<b>STEERS</b>	<b>Volume</b>	<b>Price Range</b>	<b>Average</b>	<b>Top</b>	<b>Last Week Avg</b>
<b>1000+</b>	207	167.13-195.87	188.16	197.50	181.31
<b>900-999</b>	33	147.70-183.01	163.49	189.50	181.38
<b>800-899</b>	50	137.50-180.02	160.69	204.50	182.89
<b>700-799</b>	119	144.81-181.36	165.28	202.00	187.85
<b>600-699</b>	188	171.92-207.20	192.93	220.00	195.26
<b>500-599</b>	142	164.96-218.12	193.69	228.50	206.20
<b>400-499</b>	95	161.41-214.98	188.25	220.00	209.70
<b>-399</b>	35	120.69-186.46	150.14	245.00	174.38

<b>HEIFERS</b>	<b>Volume</b>	<b>Price Range</b>	<b>Average</b>	<b>Top</b>	<b>Last Week Avg</b>
<b>+900</b>	92	123.66-152.49	139.39	182.00	150.95
<b>800-899</b>	31	133.55-154.21	148.82	176.00	165.80
<b>700-799</b>	40	115.20-156.03	144.37	167.50	154.11
<b>600-699</b>	91	128.97-164.76	150.28	172.00	163.50
<b>500-599</b>	139	134.96-173.00	158.33	177.00	170.54
<b>400-499</b>	55	132.05-173.94	160.25	187.99	177.87
<b>300-399</b>	32	150.92-178.98	169.97	187.00	171.55
<b>-299</b>	9	144.33-159.89	153.58	190.00	166.00

**Denfield Livestock Exchange Inc., January 3, 2017: 88 Fed Cattle, 18 Veal, 2 Bulls, 106 Cows & 173 Drop Calves**

	<b>Price Range</b>	<b>Top</b>		<b>Price Range</b>	<b>Top</b>
<b>Choice steers</b>	150.00-155.00	158.25	<b>Good beef cows</b>	75.00-80.00	86.50
<b>Good steers</b>	145.00-150.00		<b>Good Holstein cows</b>	70.00-75.00	
<b>Choice heifers</b>	150.00-155.00	156.00	<b>D1 &amp; D2 Cows</b>	50.00-60.00	
<b>Good heifers</b>	145.00-150.00		<b>D3 &amp; D4 Cows</b>	40.00-50.00	
<b>Good Holstein veal</b>	115.00-125.00		<b>Choice drop calves</b>	\$200.00-\$250.00	
<b>Plain &amp; heavy veal</b>	105.00-115.00		<b>Good drop calves</b>	\$100.00-\$200.00	
<b>Good beef bulls</b>	96.00-99.00		<b>Plain &amp; Newborns</b>	\$40.00-\$100.00	

*January 28th @ 11:00am - Stocker and Bred Cow Sale!*



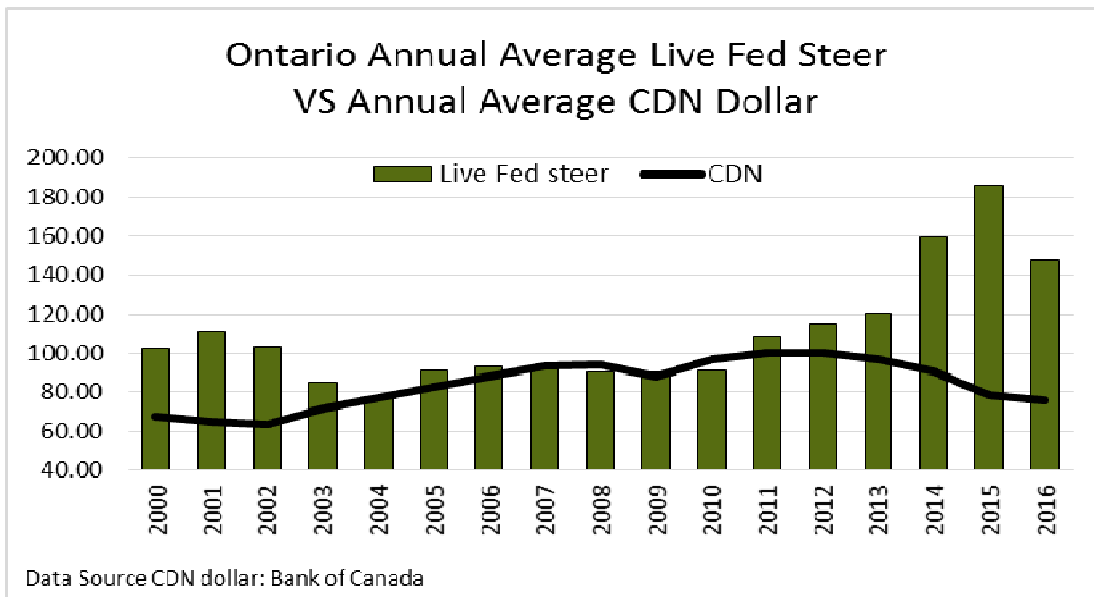
The information provided on this report is based on weighted averages for actual data collected. Input costs are a guideline only and will vary from producer to producer. BFO does not take any responsibility and accepts no legal liability arising from or connected to damages or losses experienced by producers when using this information. This is to be used at your own risk.

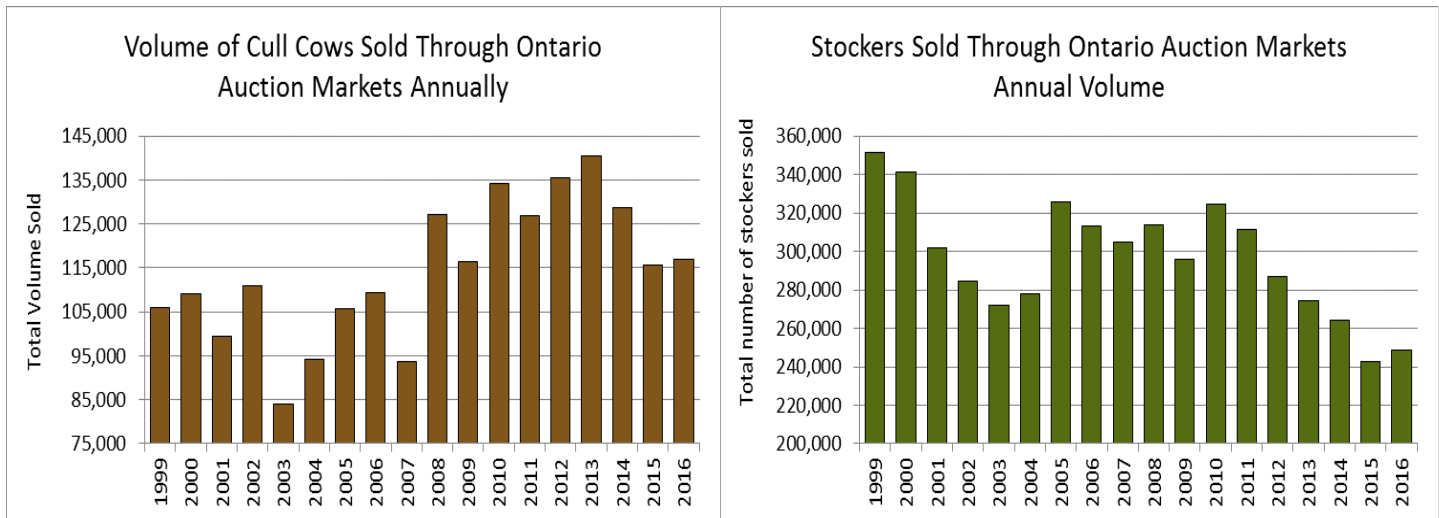
**At Renfrew Pontiac Livestock Ltd.: January 3, 2017 – 23 Replacement Calves, 92 Cows & 3 Bulls**

	Price Range	Top
<b>Replacement Calves</b>	\$60.00-\$112.00/hd	\$186.00/hd
<b>Cows D1 &amp; D2</b>	77.00-86.00	97.00
<b>Cows D3</b>	69.00-76.00	
<b>Cows D4</b>	58.00-68.00	
<b>Bulls</b>	89.00-104.00	

**At Aylmer Stockyards Inc.: January 4, 2017 – 36 Veal, 172 Cows, 16 Fed Cattle, 6 bulls, 12 Stockers, 104 Drop Calves**

	Price Range	Avg.	Top
<b>Fed heifers, dairy &amp; dairy cross</b>	84.99-109.00	100.40	109.00
<b>Cows</b>	46.99-85.49	71.39	85.49
<b>Veal over 600 lbs</b>	89.00-132.00	117.99	132.00
<b>Drop Calves</b>	\$20.00-\$325.00/hd	\$139.41/hd	





### ONTARIO STOCKER & FEEDER TRADE

Stocker sale at **Brussels Livestock, December 30, 2016- 450** Stockers

Steers	Price Range	Average	Top	Heifers	Price Range	Average	Top
1000+	177.50-188.00	181.70	188.00	900+	160.50-166.25	163.22	182.00
900-999	182.00	182.00	186.00	800-899	165.00-171.00	166.00	1763.00
800-899	150.00-186.00	169.88	186.00	700-799	113.00-148.00	134.00	148.00
700-799	152.00-191.50	178.33	202.00	600-699	135.00-172.00	159.04	172.00
600-699	182.00-212.00	200.28	220.00	500-599	137.00-174.00	154.98	174.00
500-599	180.00-228.50	205.78	228.50	400-499	138.00-169.00	156.63	170.00
400-499	160.00-216.00	184.24	216.00	300-399	147.00-187.00	174.94	187.00
399-	155.00-217.00	182.08	245.00	299-	165.00-190.00	180.00	190.00

Stocker sale at: **Community Livestock Exchange: January 3, 2017 – 201** Stockers

Steers	Price Range	Average	Top	Heifers	Price Range	Average	Top
800-899	108.00-177.00	141.10	177.00	600-699	122.99-169.99	145.19	169.99
700-799	108.00-167.99	139.30	167.99	500-599	110.00-177.00	162.09	177.00
600-699	112.99-184.00	158.89	184.00	400-499	102.00-187.99	167.70	187.99
500-599	109.00-216.00	173.90	216.00				
400-499	119.99-220.00	179.49	220.00				

Stocker sale at: **Renfrew Pontiac Livestock: January 3, 2017 – 106** Stockers

Steers	Price Range	Average	Top	Heifers	Price Range	Average	Top
700-799	164.99-189.50	176.89	189.50	700-799	100.00-164.99	150.60	164.99
600-699	167.99-209.50	192.70	209.50	600-699	130.00-162.50	157.69	162.50
500-599	175.00-216.00	190.10	216.00				

Stocker sale at **Ontario Livestock Exchange: January 4, 2017 – 220** Stockers

Steers	Price Range	Average	Top	Heifers	Price Range	Average	Top
1000+	166.00-197.50	189.44	197.50	900+	135.50-160.00	149.56	160.00
800-899	152.00-184.00	177.50	184.00				

Stocker sale at: **Ontario Livestock Exchange, January 5, 2017 – 86** Stockers

Steers	Price Range	Average	Top	Heifers	Price Range	Average	Top
600-699	193.00-206.00	200.00	206.00	800-899	111.00-161.50	153.64	161.50
				600-699	128.00-167.50	150.09	167.50

Stocker sale at: **Ontario Stockyards Inc., January 5, 2017 – 252 Stockers**

Steers	Price Range	Average	Top	Heifers	Price Range	Average	Top
1000+	180.00-186.00	181.43	186.00	900+	84.50-141.50	111.85	145.00
900-999	134.00-189.50	158.82	189.50	700-799	122.50-146.00	135.23	146.00
800-899	134.00-177.50	156.87	204.50	600-699	140.00-156.00	145.81	160.00
700-799	150.00-175.00	158.69	176.00	500-599	158.00-174.00	166.54	174.00
600-699	157.50-195.00	176.77	195.00	400-499	165.00-174.00	167.87	174.00
500-599	187.00-215.00	203.47	215.00	300-399	160.00-174.00	167.27	174.00
400-499	190.00-219.00	202.38	219.00				
399-	145.00-185.00	164.24	212.50				

Stocker sale at: **Ottawa Livestock Exchange, January 5, 2017 – 119 Stockers**

Steers	Price Range	Average	Top	Heifers	Price Range	Average	Top
600-699	183.00-220.00	203.70	220.00	600-699	91.00-167.00	144.57	167.00
500-599	157.00-218.00	184.29	226.00	500-599	145.00-169.00	158.56	169.00
400-499	168.00-218.00	188.92	218.00	400-499			

**QUEBEC ELECTRONIC AUCTION MARKET (F.O.B. THE FEEDLOT)**

	Price	Change from Last Week
On Thursday, January 5, 2017	249.00-250.00	+8.12

**ALBERTA DIRECT TRADE**

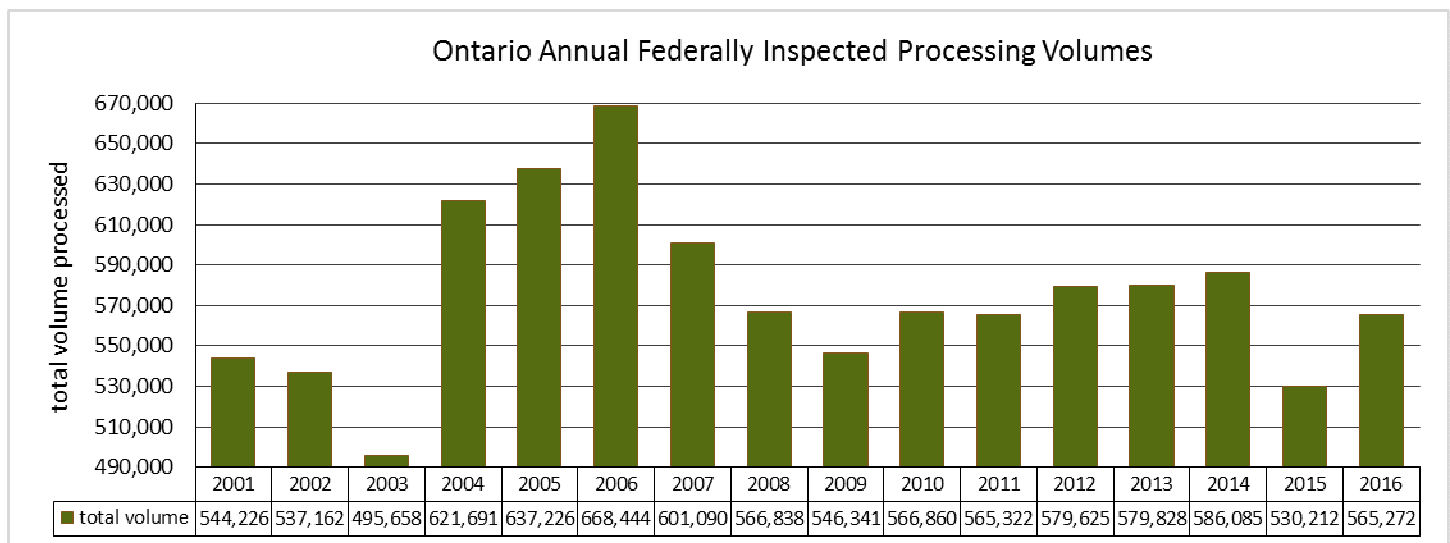
Week Ending Thursday, January 5, 2017

<b>Steers</b>	Live	161.00	Flat rail	263.50-266.50
<b>Heifers</b>	Live	N/T	Flat rail	263.50-266.50

**U.S. TRADE (U.S. funds)**

Week Ending Thursday, January 5, 2017

<b>Choice and Select Steers and Heifers:</b>	Live	115.50-119.00
	Rail	187.00-188.00

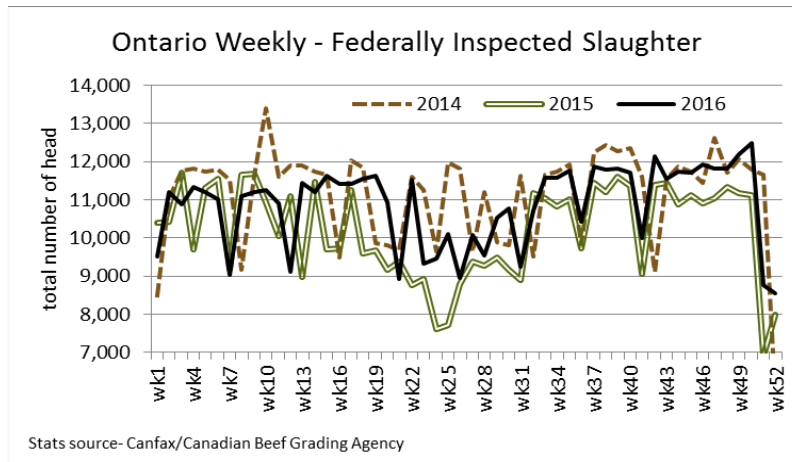


**FEDERALLY INSPECTED CANADIAN PROCESSING**

	Week Ending December 31, 2016	# of hd change from week ago	YTD	% Change (Week Ago)	% Change (Year Ago)
<b>Grand Total</b>	37,600	-4,741	2,649,021	-11%	+7%
<b>Western Slaughter</b>	28,607	-4,207	2,051,532	-13%	+7%
<b>Eastern Slaughter</b>	8,993	-534	597,489	-6%	+7%

### AVERAGE CARCASS WEIGHTS – CANADA

	<b>Steers</b>	<b>Heifers</b>
December 31, 2016	914	824
December 24, 2016	921	824
January 2, 2016	940	849



### USDA ESTIMATED CATTLE PROCESSING VOLUME

	<b>Week Ending</b>	<b>Previous Week</b>	<b>Year Ago</b>
<b>Grand Total</b>	<b>December 31, 2016</b>		
	537,000	510,000	552,000

### CANADIAN BOXED BEEF CUT-OUT VALUES

<b>Week Ending</b>	<b>AAA</b>	<b>AA</b>
December 9, 2016	2.4901	2.3020
December 2, 2016	2.5334	2.3210
November 25, 2016	2.4839	2.3183

### U.S. BOXED BEEF CUT-OUT VALUES (U.S. Funds)

	<b>Choice</b>	<b>Select</b>
	<b>600-900</b>	<b>600-699</b>
<b>Current five day average</b>	203.07	193.60

### LIVE CATTLE – CANADA

<b>IMPORTS</b>		<b>Import % change</b>	<b>EXPORTS</b>		<b>Export % change</b>
		<b>from 2015 YTD</b>			<b>from 2015 YTD</b>
<i>Jan 1- Oct 31, 2016</i>			<i>Jan 1- Dec 10, 2016</i>		
Pure bred	3,177	+2%	Slaughter steers & heifers	299,894	+51%
Non-pure bred	14,310	-45%	Feeder steers & heifers	176,118	-39%
			Cows & Bulls	247,226	-10%

### BEEF EXPORTS – CANADA

<b>United States</b>		<b>Change from last year YTD</b>	<b>Mexico</b>		<b>Change from 2015 YTD</b>
<i>Jan 1 – Oct 31</i>			<i>Jan 1 – Oct 31</i>		
Total	229,796 tonnes	+18% or +35,087 tonnes	13,792 tonnes		-17% or -2,809 tonnes

### BEEF PRODUCTION – CANADA

	<b>Jan 1 – Dec 17</b>	<b>Last Year Same Time</b>	<b>% Change</b>	<b>Change in tonnes YTD</b>
Fed	885,360 tonnes	811,917 tonnes	+9%	+73,443
Non-fed	133,742 tonnes	113,382 tonnes	+18%	+20,360

## BEEF IMPORTS – CANADA

	Jan 1 – Dec 17	Last Year Same Time	% Change	Change in tonnes YTD
United States	119,503 tonnes	122,785 tonnes	-3%	-3,282 tonnes
Non-NAFTA	55,835 tonnes	70,233 tonnes	-21%	-14,398 tonnes
Total	182,034 tonnes	195,638 tonnes	-7%	-13,604 tonnes

## CHICAGO MERCANTILE EXCHANGE

Closing quotes on futures for today were as follows:

Live Cattle			Feeder Cattle			Corn			Soybeans			Canadian \$		
Feb	114.82	-0.25	Jan	128.32	+0.07	Mar	3.580	-3.2	Jan	9.860	-17.4	Spot	75.54	+0.01
Apr	114.02	+0.05	Mar	123.80	+0.05	May	3.646	-2.6	Mar	9.946	-17.6	Mar	75.58	+0.00
Jun	103.97	+0.02	Apr	123.70	+0.07	Jul	3.714	-2.6	May	10.034	-17.4	Jun	75.67	+0.00
Aug	100.22	+0.05	May	122.97	+0.22	Sep	3.776	-3.0	Jul	10.106	-17.0	Sep	75.77	+0.00
Oct	100.10	+0.12	Aug	123.35	+0.30	Dec	3.854	-3.0	Aug	10.094	-16.2	Dec	75.88	+0.00
Dec	100.55	+0.27	Sep	121.95	+0.27	Mar	3.940	-3.0	Sep	9.946	-14.6	Mar	76.00	-0.01

Beef Farmers of Ontario, 130 Malcolm Road, Guelph, ON N1K 1B1 Phone: (519) 824-0334 Fax: (519) 824-9161 or email: [markets@ontariobeef.com](mailto:markets@ontariobeef.com)

## ONTARIO STOCKER & FEEDER TRADE UPCOMING SPECIAL SALES

18-Jan	11:00 am	Kawartha Lakes Community Sale Barn	Peterborough Cattlemen's/Victoria Beef Producers Stocker Sale
20-Jan	11:00 am	Community Livestock Exchange	Quinte Cattlemen's Association- Stocker Sale
28-Jan	11:00 am	Denfield Livestock Exchange	Stocker and Bred Cow Sale

## Comments for the week ending January 5, 2017

Larger receipts of 450 fed steers and heifers sold through auction markets this week, up 190 from last week but 173 less than last year at this time. 2017 is starting out stronger with steers trading from \$129.69-\$149.98 averaging \$141.59 up \$2.40 from last week on average, and \$31.45 lower than last year at this time. Heifers sold from \$135.74-\$152.81 averaging \$146.17 up \$4.42 from last week, but \$25.02 below year ago prices. Auction markets reported a good demand with prices considerably higher. The market started out \$1.00-\$2.00 higher and \$3.00-\$4.00 on the good quality cattle. The week ended with active trading at prices \$2.00 higher.

Ontario railgrade prices continue to trend higher in the New Year with prices ending 2016 at \$246.00-\$247.00 dressed for steers and \$245.00-\$246.00 for heifers. On Tuesday of this week the price had improved to \$250.00 for steers and \$249.00 for heifers. The week ended on Wednesday with sales from \$250.00-\$252.00 dressed for steers while heifers were reported from \$249.00-\$255.00 dressed. This week's prices averaged \$7.00 stronger on steers from last week, and \$7.50 higher on heifers, but \$40.75 below last year at this time.

A good run of cull cows sold through auction markets this week at 2,138 head, up 885 from the week before and 571 less than this time last year. Cull cows sold from \$57.93-\$80.84 averaging \$69.53 down \$2.77 from last week and \$19.22 below year ago prices. Auction market reports started out this week as \$2.00-\$3.00 lower than last week's very strong market, to steady and strong on good demand. As the week progressed the prices were reported as barely steady to steady.

Lighter receipts of 1,358 stocker and feeder cattle sold through auction markets this week down 484 from last week but just 27 less than last year at this time. Auction market reports were light due to the holidays but prices this week were reported as steady with quality considered, and up to \$2.00-\$3.00 higher in spots. Average prices this week are affected by the light volumes and the quality of cattle sold. Actual average prices this week saw steers 400-500 lbs down \$21.45 from last week, 500-600 lbs down \$12.51, 600-700 lbs down \$2.33, 700-800 lbs down \$22.57, 800-900 lbs down \$22.20, 900-1000 lbs down \$17.89 and steers over 1000 lbs averaged \$6.85 stronger than last week on average. Heifers weighing 300-400 lbs averaged \$1.58 below than last week, heifers 400-500 lbs down \$17.62, 500-600 lbs down \$12.21, 600-700 lbs down \$13.22, 700-800 lbs down \$9.74, 800-900 lbs down \$16.98 and heifers 900 lbs plus averaged \$11.56 below last week on average.

The Quebec electronic market this week ranged from \$249.00-\$250.00 dressed, up \$8.12 from last week on average.

Alberta direct trade was light this week with Canfax reporting live sales at \$161.00 for steers, up \$2.00 from last week. On the rail both steers and heifers sold from \$263.50-\$266.50 dressed, up \$0.58 for steers from last week, while no heifers sold last week to compare to.

The US cash cattle trade the week ending December 31, 2016 was very strong! Prices reported by the USDA Mandatory Price Report, listed live sales for the week ranging from \$114.00-\$119.00, with steers averaging \$117.44 up \$2.30 from the previous week on average, while heifers averaged \$117.64 up \$2.63. On the rail steers and heifers traded from \$187.00-\$190.00 dressed, with steers averaging \$188.86 up \$9.07 from last week while heifers averaged \$188.64 up \$8.94. This week, on the Fed Cattle Exchange, online auction, there were 5,711 head on offer with 4,826 sold. Sales on Wednesday morning ranged from \$115.50-\$117.25 live, averaging \$116.77 up \$1.39 from last week's weighted average at the online sale. On the cash market moderate trade developed in most feeding states Wednesday afternoon with southern trade from \$117.00-\$119.00 live which is steady to \$1.00 lower than last week. Business in the north was reported at \$187.00-\$188.00 dressed which is around \$1.00 lower than last week on average. Thursday saw a few sales in the north at \$188.00 dressed while the south remained quiet. Today, a few bids in the north at \$188.00 dressed are noted but the cash trade remains untested today. At this point it appears that this week's business is completed.