



## Weekly Market Information Report for the week ending Thursday, January 19, 2017

The following information is collected from various sources and disseminated by Beef Farmers of Ontario.

### ONTARIO DIRECT TO PACKER RAILGRADE CATTLE TRADE

Prices are on a carcass weight basis before grade and weight discounts. Weekly Range:

<b>A Grade Steers</b>	250.00-252.00
<b>A Grade Heifers</b>	249.00-251.00

### ONTARIO LIVE CATTLE TRADE

Ontario auction sales this week saw weighted average price ranges for:

<b>FED CATTLE</b>	<b>Volume</b>	<b>Price Range</b>	<b>Average</b>	<b>Top</b>	<b>Last Week Avg</b>
Large Frame Steers +1250	111	123.19-150.68	140.74	160.50	146.27
Medium Frame Steers +1250	86	117.70-147.27	138.78	149.00	146.32
Large & Medium Frame Steers +1250	197	124.27-150.92	141.77	160.50	146.21
Large Frame Heifers +1000	184	132.70-150.63	142.23	164.00	143.16
Medium Frame Heifers +1000	163	135.49-148.13	144.18	151.00	144.93
Large & Medium Frame Heifers +1000	347	131.90-150.65	143.48	164.00	143.67
Cows - All Weights	2,689	60.39-82.07	70.90	131.00	70.22
Bulls - All Weights	110	85.56-105.54	95.11	129.00	95.06

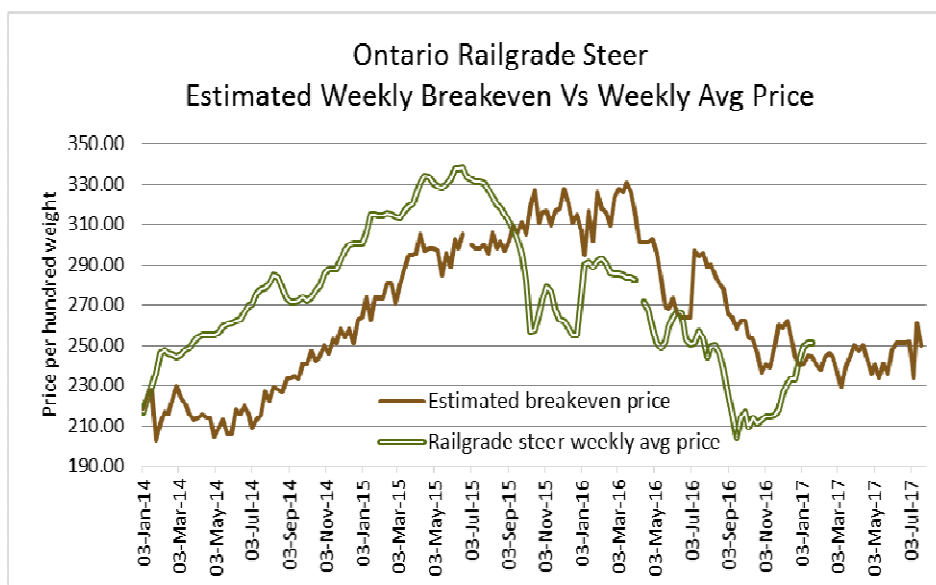
### STOCKERS - Large and Medium Frame

<b>STEERS</b>	<b>Volume</b>	<b>Price Range</b>	<b>Average</b>	<b>Top</b>	<b>Last Week Avg</b>
1000+	847	161.09-183.81	171.13	193.00	182.64
900-999	286	169.87-187.01	178.59	197.25	189.19
800-899	260	156.50-189.99	175.54	205.50	187.66
700-799	523	153.55-191.84	179.43	200.00	190.05
600-699	442	160.84-204.84	184.85	226.00	191.44
500-599	313	149.62-209.76	186.56	236.00	199.05
400-499	184	143.94-211.26	184.40	241.00	192.82
-399	61	138.34-203.87	162.81	310.00	167.15

<b>HEIFERS</b>	<b>Volume</b>	<b>Price Range</b>	<b>Average</b>	<b>Top</b>	<b>Last Week Avg</b>
+900	413	136.24-163.92	152.60	172.00	152.07
800-899	153	147.32-162.33	156.11	173.75	152.89
700-799	187	134.44-153.13	146.73	185.00	158.39
600-699	367	137.85-171.44	155.89	186.00	156.79
500-599	396	133.87-174.63	158.26	200.00	159.86
400-499	177	132.53-171.18	157.48	210.00	151.38
300-399	50	138.04-167.93	152.49	210.00	158.35
-299	5	135.50	135.50	210.00	151.52

At Kawartha Lakes Community Sale Barn, January 14, 2017 – 177 Cows, 7 Bulls, 47 Stockers & 36 Veal

	<b>Price Range</b>	<b>Avg.</b>	<b>Top</b>
<b>Cows</b>	64.50-84.00	71.93	113.00
<b>Bulls over 1600 lbs</b>	90.50-104.00	99.67	104.00
<b>Bulls under 1600 lbs</b>	86.50-87.50	86.93	87.50
<b>Veal over 600 lbs</b>	70.00-118.00	103.92	118.00
<b>Veal 126-300 lbs</b>	132.50-172.50	149.20	172.50
<b>Veal under 125 lbs</b>	137.50-177.50	156.21	177.50



The information provided on this report is based on weighted averages for actual data collected. Input costs are a guideline only and will vary from producer to producer. BFO does not take any responsibility and accepts no legal liability arising from or connected to damages or losses experienced by producers when using this information. This is to be used at your own risk.

**Denfield Livestock Exchange Inc., January 17, 2017: 215 Fed Cattle, 6 Veal, 3 Bulls, 76 Cows & 76 Drop Calves-\$/head**

	Price Range	Top		Price Range	Top
Choice steers	148.00-152.00	155.00	Good beef cows	80.00-85.00	94.50
Good steers	142.00-147.00		Good Holstein cows	75.00-80.00	
Choice heifers	147.00-152.00	165.25	D1 & D2 Cows	70.00-75.00	
Good heifers	142.00-146.00		D3 & D4 Cows	60.00-70.00	
Good Holstein veal	125.00-130.00	134.00	Choice drop calves	\$250.00-\$300.00	\$680.00
Plain & heavy veal	120.00-125.00		Good drop calves	\$175.00-\$250.00	
Good beef bulls	100.00-115.00		Plain & Newborns	\$100.00-\$150.00	
Good Hol bulls	96.00-102.00				

**At Renfrew Pontiac Livestock Ltd.: January 17, 2017 – 11 Replacement Calves, 108 Cows & 3 Bulls**

	Price Range	Top
Replacement Calves	\$70.00-\$115.00/hd	
Cows D1 & D2	77.00-86.00	98.50
Cows D3	68.00-76.00	
Cows D4	58.00-67.00	
Bulls	91.00-104.00	106.50

**At Aylmer Stockyards Inc.: January 18, 2017 – 43 Veal, 208 Cows, 35 Fed Cattle, 2 bulls, 44 Stockers, 98 Drop Calves**

	Price Range	Avg.	Top
Large & Medium Frame Fed Steers	112.00-147.50	141.10	147.50
Large & Medium Frame Fed Heifers	117.99-145.99	136.09	145.99
Fed heifers, dairy & dairy cross	67.00-103.00	89.50	103.00
Cows	50.00-94.99	69.99	94.99
Veal over 600 lbs	96.99-157.49	118.39	157.49
Drop Calves	\$5.00-\$265.00/hd	\$153.32/hd	

### ONTARIO STOCKER & FEEDER TRADE

Stocker sale at **Brussels Livestock: January 13, 2017 – 1,185** stockers

<b>Steers</b>	<b>Price Range</b>	<b>Average</b>	<b>Top</b>	<b>Heifers</b>	<b>Price Range</b>	<b>Average</b>	<b>Top</b>
<b>1000+ lbs</b>	170.00-241.00	197.50	260.00	<b>+900 lbs</b>	152.50-168.00	160.72	172.00
<b>900-999</b>	147.00-233.00	177.55	233.00	<b>800-899</b>	160.50-171.00	165.19	173.75
<b>800-899</b>	162.00-208.00	190.18	232.00	<b>700-799</b>	143.00-156.00	153.27	185.00
<b>700-799</b>	182.00-222.00	198.42	226.00	<b>600-699</b>	155.00-182.00	166.77	183.50
<b>600-699</b>	170.00-199.00	183.16	200.00	<b>500-599</b>	151.00-185.00	164.87	188.00
<b>500-599</b>	172.00-205.50	190.78	205.50	<b>400-499</b>	142.00-177.00	163.59	205.00
<b>400-499</b>	178.00-194.00	185.31	194.00	<b>300-399</b>	147.00-167.00	151.29	193.00
<b>399-</b>	121.00-181.50	161.18	181.50				

Stocker sale at: **Community Livestock Exchange: January 17, 2017 – 201** Stockers

<b>Steers</b>	<b>Price Range</b>	<b>Average</b>	<b>Top</b>	<b>Heifers</b>	<b>Price Range</b>	<b>Average</b>	<b>Top</b>
<b>800-899</b>	132.49-171.99	155.89	171.99	<b>600-699</b>	119.99-163.99	136.40	163.99
<b>700-799</b>	113.99-178.00	145.90	178.00	<b>500-599</b>	110.00-158.00	138.79	158.00
<b>600-699</b>	119.99-184.00	155.20	184.00	<b>400-499</b>	90.00-164.99	146.30	164.99
<b>500-599</b>	107.49-218.00	179.00	218.00				
<b>400-499</b>	125.00-217.49	185.60	217.49				

Stocker sale at: **Keady Livestock Market: January 17, 2017 – 476** Stockers

<b>Steers</b>	<b>Price Range</b>	<b>Average</b>	<b>Top</b>	<b>Heifers</b>	<b>Price Range</b>	<b>Average</b>	<b>Top</b>
<b>1000+</b>	167.00-193.00	180.14	193.00	<b>900+</b>	97.00-159.50	154.72	159.50
<b>900-999</b>	195.00-197.25	196.00	197.25	<b>700-799</b>	130.00-141.00	135.86	141.00
<b>800-899</b>	185.00-193.00	189.61	193.00	<b>600-699</b>	155.00-182.00	167.98	182.00
<b>700-799</b>	177.50-195.00	186.93	196.00	<b>500-599</b>	160.00-187.00	170.39	187.00
<b>600-699</b>	185.00-207.00	191.98	220.00	<b>400-499</b>	140.00-185.00	167.86	210.00
<b>500-599</b>	190.00-236.00	215.72	236.00				
<b>400-499</b>	220.00-241.00	237.77	241.00				
<b>399-</b>	220.00-245.00	230.00	245.00				

Stocker sale at: **Renfrew Pontiac Livestock: January 17, 2017 – 433** Stockers

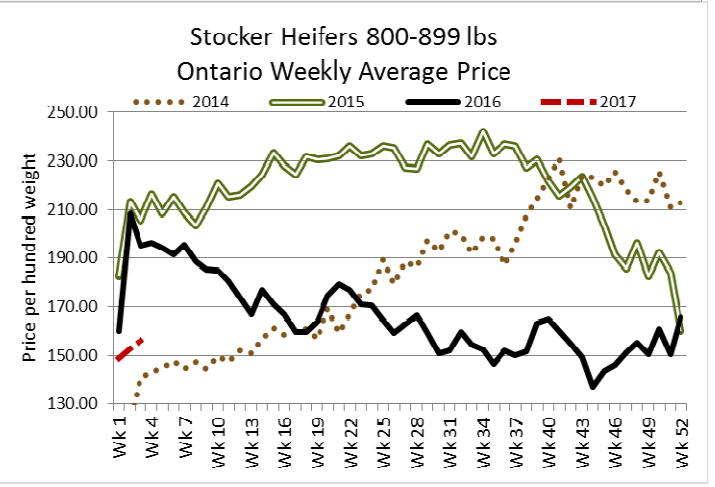
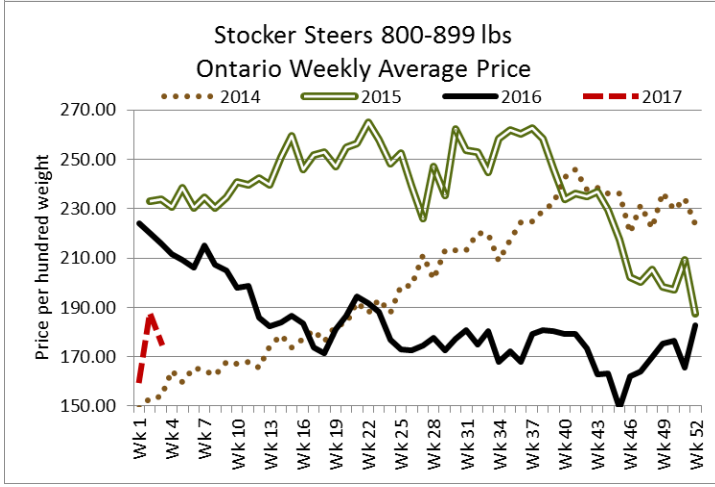
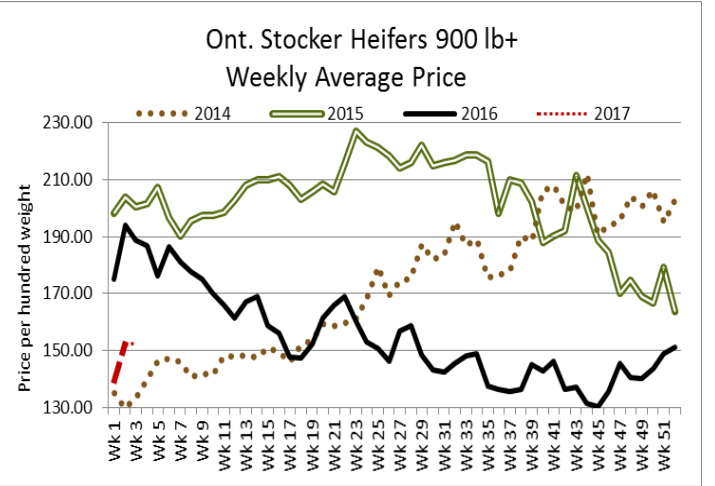
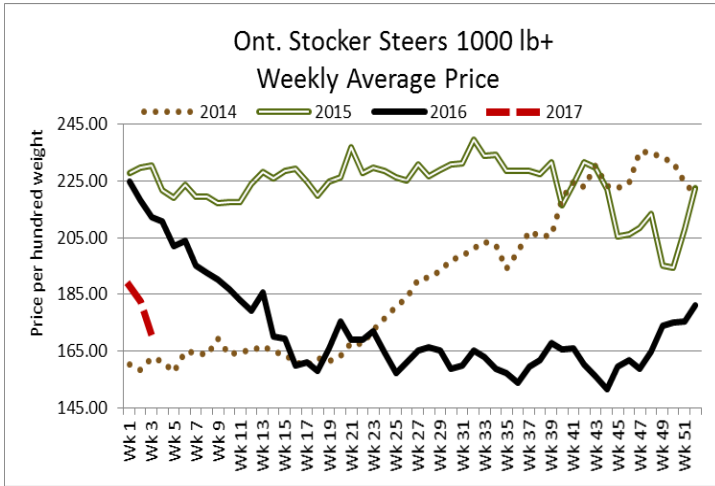
<b>Steers</b>	<b>Price Range</b>	<b>Average</b>	<b>Top</b>	<b>Heifers</b>	<b>Price Range</b>	<b>Average</b>	<b>Top</b>
<b>800-899</b>	127.49-195.99	183.69	195.99	<b>700-799</b>	131.00-159.00	152.80	159.00
<b>700-799</b>	138.99-210.99	190.50	210.99	<b>600-699</b>	102.49-166.99	154.00	166.99
<b>600-699</b>	137.50-210.00	191.90	210.00	<b>500-599</b>	100.00-173.99	162.79	173.99
<b>500-599</b>	139.99-220.00	183.40	220.00	<b>400-499</b>	131.00-178.00	159.49	178.00

Stocker sale at **Ontario Livestock Exchange: January 18, 2017 – 867** Stockers

<b>Steers</b>	<b>Price Range</b>	<b>Average</b>	<b>Top</b>	<b>Heifers</b>	<b>Price Range</b>	<b>Average</b>	<b>Top</b>
<b>1000+</b>	165.00-185.00	172.30	185.00	<b>900+</b>	140.00-150.00	148.00	150.00
<b>900-999</b>	173.00-189.00	178.86	189.00				
<b>800-899</b>	170.00-184.00	174.67	184.00				
<b>700-799</b>	176.00-184.50	179.80	184.50				

Stocker sale at: **Ontario Livestock Exchange, January 19, 2017 – 234** Stockers

<b>Steers</b>	<b>Price Range</b>	<b>Average</b>	<b>Top</b>	<b>Heifers</b>	<b>Price Range</b>	<b>Average</b>	<b>Top</b>
<b>800-899</b>	118.00-182.00	148.83	183.00	<b>900+</b>	117.50-149.00	136.61	149.00
<b>700-799</b>	129.00-154.00	141.77	174.00	<b>700-799</b>	132.00-150.00	143.43	150.00
<b>600-699</b>	161.00-196.00	180.31	196.00	<b>600-699</b>	122.50-155.00	136.92	162.00
<b>500-599</b>	147.50-204.00	183.69	204.00	<b>500-599</b>	140.00-150.00	145.88	200.00
<b>400-499</b>	150.00-195.00	172.94	205.00	<b>400-499</b>	132.50-149.00	143.20	149.00



Stocker sale at: **Ontario Stockyards Inc., January 19, 2017 – 578 Stockers**

Steers	Price Range	Average	Top	Heifers	Price Range	Average	Top
1000+	130.00-146.50	142.70	146.50	900+	98.00-156.50	132.15	160.00
900-999	133.00-163.00	148.26	163.00	800-899	146.00-160.00	156.05	161.50
800-899	145.00-177.00	159.87	180.00	700-799	132.50-155.75	146.08	160.00
700-799	156.00-192.50	177.61	192.50	600-699	135.00-160.00	146.59	166.00
600-699	162.00-194.00	178.70	206.00	500-599	148.00-176.00	162.71	181.00
500-599	145.00-206.00	179.27	214.00	400-499	157.00-179.00	169.48	179.00
400-499	140.00-215.00	187.45	215.00	300-399	142.50-160.00	151.58	160.00

Stocker sale at: **Ottawa Livestock Exchange, January 19, 2017 – 135 Stockers**

Steers	Price Range	Average	Top	Heifers	Price Range	Average	Top
700-799	164.00-192.00	177.21	192.00	600-699	158.00-170.00	164.43	170.00
600-699	160.00-194.00	181.79	204.00	500-599	160.00-169.00	163.90	169.00
500-599	132.00-198.00	173.48	214.00				
400-499	152.00-204.00	184.35	204.00				

### ONTARIO STOCKER & FEEDER TRADE SPECIAL STOCKER SALE

Stocker sale at **Kawartha Lakes Community Sale Barn: January 18, 2017 – 335 Stockers**

Steers	Price Range	Average	Top	Heifers	Price Range	Average	Top
1000+	120.00-167.50	157.49	167.50	800-899	138.00-165.50	160.74	165.50
900-999	125.00-170.00	165.25	170.00	700-799	132.50-161.00	139.712	161.00
800-899	145.00-191.00	174.12	191.00	600-699	115.00-157.50	139.84	157.50
700-799	150.00-195.50	184.09	195.50	500-599	117.50-177.00	148.93	177.00
600-699	159.00-213.00	183.58	213.00	400-499	117.50-175.00	147.74	175.00
500-599	152.50-216.00	184.39	216.00	300-399	110.00-175.00	152.68	175.00
400-499	150.00-197.50	177.21	197.50				
399-	200.00-216.00	209.27	216.00				

Peterborough County Cattlemen's and the Victoria Beef Farmers special stocker sale- Stockers sold steady with non-vaccinated cattle under pressure.

### QUEBEC ELECTRONIC AUCTION MARKET (F.O.B. THE FEEDLOT)

	Price	Change from Last Week
On Thursday, January 18, 2017	245.00-146.75	-1.07

### ALBERTA DIRECT TRADE

Week Ending Thursday, January 18, 2017

Steers	Live	160.00-160.80	Flat rail	265.50-267.00
Heifers	Live	N/T	Flat rail	N/T

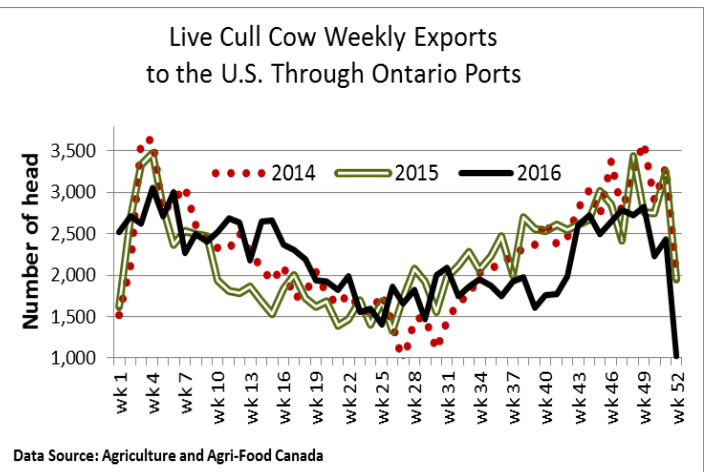
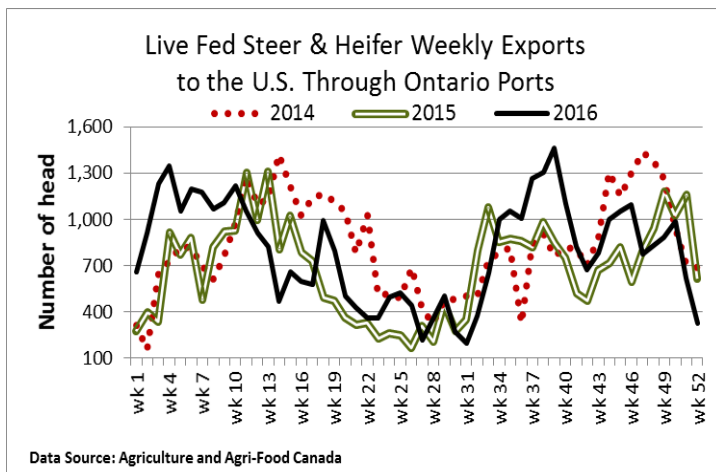
### U.S. TRADE (U.S. funds)

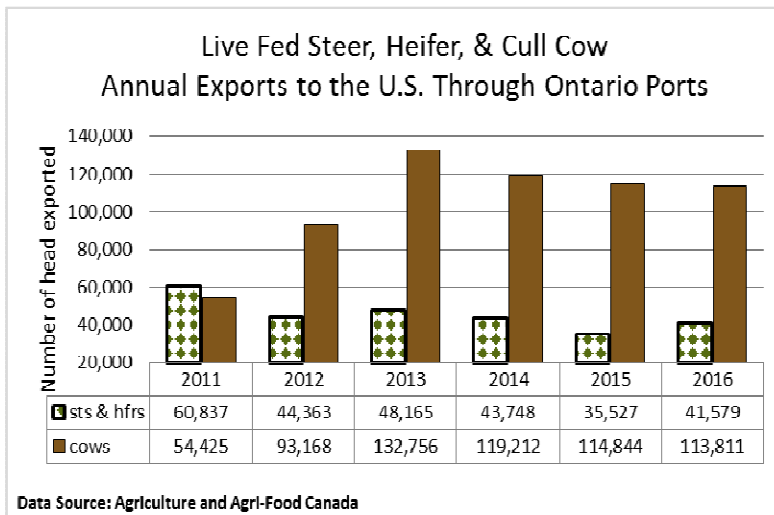
Week Ending Thursday, January 18, 2017

Choice and Select Steers and Heifers:	Live	119.00-124.00
	Rail	191.90-195.00

### LIVE CATTLE EXPORTS-ONTARIO

	Week ending Dec. 31, 2016	Week ending Dec. 24, 2016	Year to Date
Total live slaughter cattle exported from Ontario to the U.S.	1,752	3,673	179,962
Steers & Heifers	327	671	41,491
Cows	1,021	2,435	113,760
Bulls	404	617	24,711





### FEDERALLY INSPECTED CANADIAN PROCESSING

	Week Ending January 14, 2017	# of hd change from week ago	YTD	% Change (Week Ago)	% Change (Year Ago)
<b>Grand Total</b>	46,480	+6,723	39,757	+17%	-7%
<b>Western Slaughter</b>	36,082	+6,052	30,030	+20%	-7%
<b>Eastern Slaughter</b>	10,398	+671	9,727	+7%	-8%

### AVERAGE CARCASS WEIGHTS – CANADA

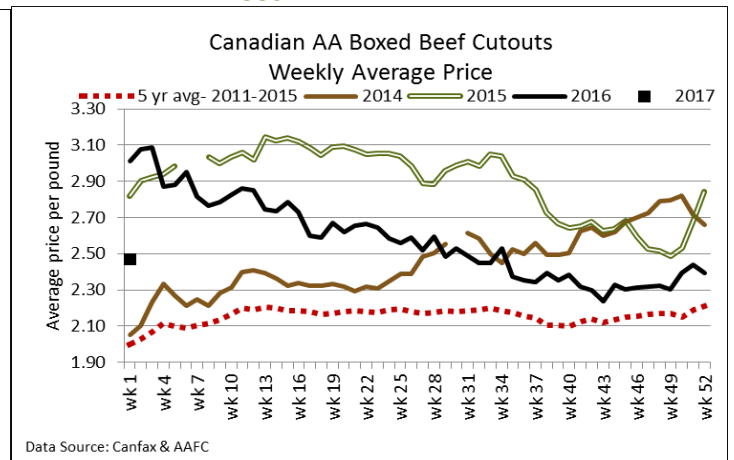
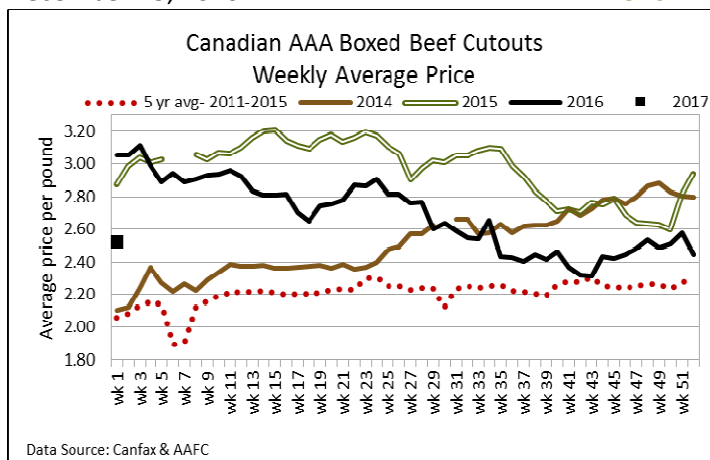
	Steers	Heifers
January 14, 2017	915	820
January 7, 2017	918	825
January 16, 2016	946	862

### USDA ESTIMATED CATTLE PROCESSING VOLUME

	Week Ending January 21, 2017	Previous Week	Year Ago
<b>Grand Total</b>	569,000	609,000	575,000

### CANADIAN BOXED BEEF CUT-OUT VALUES

Week Ending	AAA	AA
January 6, 2017	2.5235	2.4730
December 30, 2016	2.4445	2.3926
December 23, 2016	2.5764	2.4380



### U.S. BOXED BEEF CUT-OUT VALUES (U.S. Funds)

	Choice 600-900	Select 600-699
Current five day average	191.73	187.35

### LIVE CATTLE – CANADA

<b>IMPORTS</b>	Import % change from 2015 YTD	<b>EXPORTS</b>	Export % change from 2016 YTD		
<i>Jan 1- Nov 30, 2016</i>		<i>Jan 1- Jan 7/17</i>			
Pure bred	3,785	+9%	Slaughter steers & heifers	3,914	-5%
Non-pure bred	20,425	-295%	Feeder steers & heifers	228	-85%
			Cows & Bulls	2,843	-41%

### BEEF EXPORTS – CANADA

<b>United States</b>	Change from last year YTD	<b>Mexico</b>	Change from 2015 YTD	
<i>Jan 1 – Nov 30</i>		<i>Jan 1 – Nov 30</i>		
Total	250,152 tonnes	+17% or +36,783 tonnes	15,002 tonnes	-17% or -3,149 tonnes

### BEEF PRODUCTION – CANADA

	Jan 1 – Jan 14	Last Year Same Time	% Change	Change in tonnes YTD
Fed	27,093 tonnes	31,268 tonnes	-13%	-4,175
Non-fed	6,036 tonnes	6,234 tonnes	-3%	-198

### BEEF IMPORTS – CANADA

	Jan 1 – Jan 14	Last Year Same Time	% Change	Change in tonnes YTD
United States	4,318 tonnes	4,159 tonnes	+4%	+159 tonnes
Non-NAFTA	1,966 tonnes	4,683 tonnes	-58%	-2,717 tonnes
Total	6,304 tonnes	9,002 tonnes	-30%	-2,698 tonnes

### CHICAGO MERCANTILE EXCHANGE

Closing quotes on futures for today were as follows:

<b>Live Cattle</b>			<b>Feeder Cattle</b>			<b>Corn</b>			<b>Soybeans</b>			<b>Canadian \$</b>		
<b>Feb</b>	120.25	-0.77	<b>Jan</b>	133.10	+1.15	<b>Mar</b>	3.696	+3.4	<b>Mar</b>	10.674	-2.6	<b>Spot</b>	75.12	+0.05
<b>Apr</b>	118.97	-0.90	<b>Mar</b>	131.27	+1.12	<b>May</b>	3.762	+3.0	<b>May</b>	10.760	-2.4	<b>Mar</b>	75.17	+0.05
<b>Jun</b>	108.70	-0.47	<b>Apr</b>	130.10	+0.62	<b>Jul</b>	3.830	+3.0	<b>Jul</b>	10.820	-1.6	<b>Jun</b>	75.27	+0.05
<b>Aug</b>	104.40	-0.30	<b>May</b>	128.50	+0.45	<b>Sep</b>	3.892	+2.6	<b>Aug</b>	10.762	-1.4	<b>Sep</b>	75.37	+0.05
<b>Oct</b>	104.05	-0.07	<b>Aug</b>	128.60	+0.17	<b>Dec</b>	3.956	+2.2	<b>Sep</b>	10.524	-0.6	<b>Dec</b>	75.49	+0.05
<b>Dec</b>	104.65	+0.15	<b>Sep</b>	126.80	+0.25	<b>Mar</b>	4.026	+2.2	<b>Nov</b>	10.286	-1.0	<b>Mar</b>	75.63	+0.04

Beef Farmers of Ontario, 130 Malcolm Road, Guelph, ON N1K 1B1 Phone: (519) 824-0334 Fax: (519) 824-9161 or email: [markets@ontariobeef.com](mailto:markets@ontariobeef.com)

### ONTARIO STOCKER & FEEDER TRADE UPCOMING SPECIAL SALES

20-Jan	5:00 pm	Keady Livestock Market	Bred Cow & Heifer Sale
28-Jan	11:00 am	Denfield Livestock Exchange	Stocker and Bred Cow Sale
17-Feb	7:00 pm	Ontario Stockyards Inc.	Evening Bred Cow Sale

### Comments for the week ending January 19, 2017

The live fed cattle market was easier this week with 544 head sold through auction markets, down 128 from last week and 177 less than last year at this time. Fed steers ranged from \$124.27-\$150.92 averaging \$141.77 down \$4.44 from last week and \$30.48 below year ago prices. Heifers sold from \$131.90-\$150.65 averaging \$143.48 down \$0.19 from last week and \$28.59 lower than last year at this time. Auction markets reported trade as under pressure with prices anywhere from \$2.00-\$4.00 cwt lower, but by Thursday the market was holding steady as the CDN dollar dropped and the cattle futures improved.

Ontario railgrade prices held fully steady on the steers from \$250.00-\$252.00 dressed. Heifers sold from \$249.00-\$251.00 dressed which is steady to majority of last week, however one day last week noted heifers reaching \$255.00. That was not reported this week. This week's average prices are down \$38.25 cwt from last year at this time.

The Canadian Boxed Beef Report published by Kevin Grier notes that Canadian demand is "sluggish which is not unusual at this time of year as consumers focus on saving money and looking for bargains."

He quotes Canadian buyer activity as "Distributors are continuing to look for opportunities but they are few and far between on Canadian product. More are in a wait and see mode as they expect to see pricing fall. Distributors are showing no need to buy as their customers are very quiet and sales are hard to make. Deals need to be good to generate any interest. Big retailers are second guessing featuring plans. Ads are being cut back or priced higher. Packers are working to convince buyers that nearly every item is going to be priced higher in 4-6 weeks. Pricing is pegged higher on almost all items across the cutout." As for this week's ad features, Ontario grocer ads for beef were poor with only one out of nine major grocers featuring beef on the front page this week.

Larger receipts of 2,689 cull cows sold through auction markets this week up 228 head from last week and 96 more than this time last year. Cull cows sold from \$60.39-\$82.07 averaging \$70.90 up \$0.68 from last week but \$26.47 lower than year ago prices. Auction markets reported trade as steady to barely steady early week, with a stronger demand by week's end.

Stocker and feeder cattle sold on a mixed demand this week with 4,664 head sold, up 1,399 from last week and 71 more than this time last year. Auction markets reported trade on the light weights as starting out steady to \$3.00-\$5.00 stronger, but as the week progressed the market was steady to \$2.00-\$5.00 cwt lower in spots and ended with heifers steady and steers barely steady to \$5.00-\$6.00 cwt lower. The heavier cattle started out steady, but lost ground as the week progressed with sales reported as \$2.00-\$5.00 lower, with heavy steers under considerable pressure with prices down \$8.00-\$10.00 cwt. Non vaccinated cattle were under pressure in all weights and classes, and steers ended the week barely steady to \$5.00-\$6.00 cwt lower while heifers held steady. Actual average prices this week saw steers ranging from 400-500 lbs average \$8.42 lower than last week, 500-600 lbs were down \$12.49, 600-700 lbs down \$6.59, 700-800 lbs down \$10.62, 800-900 lbs down \$12.12, 900-1000 lbs down \$10.60 and steers over 1000 lbs averaged \$11.51 lower than last week. Heifers weighing between 300-400 lbs averaged \$5.86 below last week, 400-500 lbs up \$6.10, 500-600 lbs down \$1.60, 600-700 lbs down \$0.90, 700-800 lbs down \$11.66, 800-900 lbs up \$3.22 and heifers over 900 lbs averaged \$0.53 above last week on average.

The Quebec electronic market this week ranged from \$245.00-\$246.75 dressed, down \$1.07 from last week on average.

Alberta direct trade was light this week with Canfax reporting live steers from \$160.00-\$160.80 up \$0.90 from last week, while dressed deals for steers ranged from \$265.50-\$267.00 down \$1.49. No heifer sales were reported. Canfax notes: "Buyers were indicating cattle that they bought this week would be lifted in 1-3 weeks."

The US cash cattle trade for the week ending January 13th did not develop until very late Friday afternoon with prices for dressed deals noted from \$188.00-\$190.00, mostly \$190.00, steady to \$2.00 higher than the previous week. In the south light trade was noted from \$118.00-\$122.00 live, mostly \$119.00, up \$1.00 from the week before. This week the cash market remains untested until Thursday, but on Wednesday, at the Fed Cattle Exchange online auction market, there were 4,108 head of cattle on offer with 3,526 sold. Sales ranged from \$118.75-\$121.00 live, averaging \$120.52 up \$1.39 from last week's weighted average price at the online auction market. On Thursday the cash market was moderate to active in all feeding states. Prices ranged from \$119.00-\$124.00 live averaging around \$122.00 up \$3.00 from last week. Dressed sales in the north ranged from \$191.90-\$196.00 averaging approximately \$195.00 up \$4.00-\$5.00 from last week. Today the market remained untested with business for the week completed.