



Weekly Market Information Report for the week ending Thursday, February 2, 2017

The following information is collected from various sources and disseminated by Beef Farmers of Ontario.

ONTARIO DIRECT TO PACKER RAILGRADE CATTLE TRADE

Prices are on a carcass weight basis before grade and weight discounts. Weekly Range:

A Grade Steers	250.00-252.00
A Grade Heifers	249.00-252.00

ONTARIO LIVE CATTLE TRADE

Ontario auction sales this week saw weighted average price ranges for:

FED CATTLE	Volume	Price Range	Average	Top	Last Week Avg
Large Frame Steers +1250	90	140.92-155.51	145.75	164.00	149.29
Medium Frame Steers +1250	53	124.57-148.46	137.71	155.00	146.46
Large & Medium Frame Steers +1250	143	134.66-153.63	144.45	164.00	148.72
Large Frame Heifers +1000	104	142.79-151.37	147.24	165.00	143.31
Medium Frame Heifers +1000	55	125.95-145.54	138.79	159.00	137.48
Large & Medium Frame Heifers +1000	159	137.31-150.30	145.12	165.00	142.97
Cows - All Weights	2,392	60.59-82.29	71.62	150.00	72.48
Bulls - All Weights	120	85.68-104.34	95.09	130.00	95.73

STOCKERS - Large and Medium Frame

STEERS	Volume	Price Range	Average	Top	Last Week Avg
1000+	456	158.42-188.89	169.89	197.50	168.43
900-999	381	167.74-186.56	175.70	191.50	171.88
800-899	291	164.58-188.96	180.78	195.00	162.84
700-799	332	150.05-185.78	171.54	199.00	176.82
600-699	418	149.22-198.16	179.06	216.50	181.47
500-599	355	148.89-202.09	184.18	226.00	184.29
400-499	178	155.72-204.64	182.47	231.00	184.15
-399	59	128.73-205.58	165.94	405.00	167.80

HEIFERS	Volume	Price Range	Average	Top	Last Week Avg
+900	345	142.31-157.77	149.75	167.00	146.20
800-899	129	145.19-166.40	159.12	176.50	151.22
700-799	104	133.29-157.70	147.06	168.50	151.37
600-699	331	131.47-169.64	155.97	180.00	157.86
500-599	339	143.13-180.00	162.51	190.00	159.52
400-499	148	137.53-175.48	157.57	206.00	159.68
300-399	36	126.96-165.50	149.84	186.00	147.27
-299	6	114.17-115.83	115.00	150.00	130.83

At Kawartha Lakes Community Sale Barn, January 28, 2017 – 151 Cows, 14 Bulls, 62 Stockers & 49 Veal, 3 fed cattle

	Price Range	Avg.	Top
Cows	62.50-78.00	68.26	107.50
Bulls under 1600 lbs	77.00-101.00	87.18	101.00
Bulls over 1600 lbs	92.00-106.00	95.71	106.00
Veal 600 lbs+	71.00-122.50	88.37	122.50
Veal under 125 lbs	50.00-250.00	157.06	250.00

Denfield Livestock Exchange Inc., January 31, 2017: 100 Fed Cattle, 109 Veal, 5Bulls, 57 Cows & 79 Drop Calves-\$/head

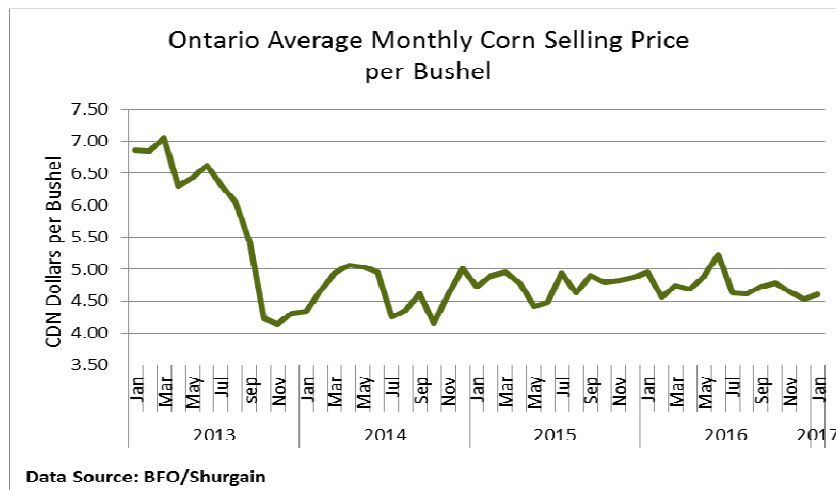
	Price Range	Top		Price Range	Top
Choice steers	150.00-155.00	169.00	Good beef cows	75.00-85.00	96.00
Good steers	145.00-150.00		Good Holstein cows	70.00-80.00	
Choice heifers	150.00-155.00		D1 & D2 Cows	60.00-70.00	
Good heifers	145.00-150.00		D3 & D4 Cows	50.00-60.00	
Good Holstein veal	125.00-133.50		Choice drop calves	\$200.00-\$300.00	
Plain & heavy veal	115.00-124.00		Good drop calves	\$125.00-\$200.00	
Good beef bulls	N/T		Plain & Newborns	\$50.00-\$125.00	
Good Hol bulls	78.00-89.50				

At Renfrew Pontiac Livestock Ltd.: January 31, 2017 – 6 Replacement Calves, 138 Cows & 15 Bulls

	Price Range	Top
Replacement Calves	\$80.00-\$120.00	\$140.00
Cows D1 & D2	77.00-86.00	101.00
Cows D3	68.00-76.00	
Cows D4	59.00-67.00	
Bulls	88.00-104.00	105.40

At Aylmer Stockyards Inc.: February 1, 2017 – 34 Veal, 168 Cows, 14 Fed Cattle, 3 bulls, 31 Stockers, 90 Drop Calves

	Price Range	Avg.	Top
Fed heifers, dairy & dairy cross	81.99-102.00	93.60	102.00
Cows	45.00-84.49	73.09	84.49
Veal over 600 lbs	95.99-137.00	121.19	137.00
Drop Calves	\$5.00-\$465.00/hd	\$129.83/hd	



ONTARIO STOCKER & FEEDER TRADE

Stocker sale at Brussels Livestock: January 27, 2017 – 1,418 stockers

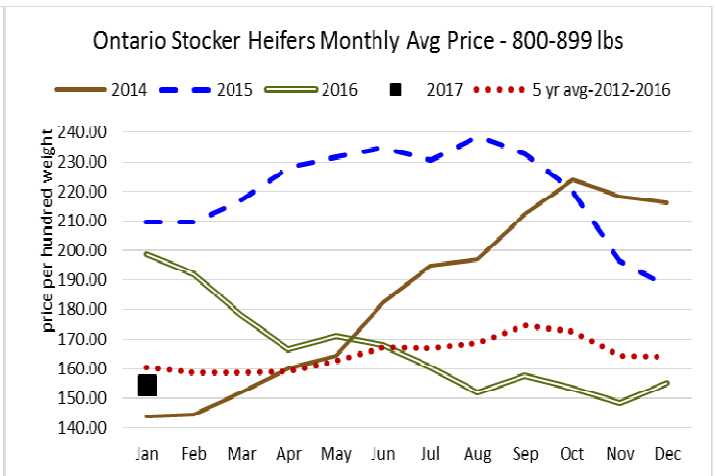
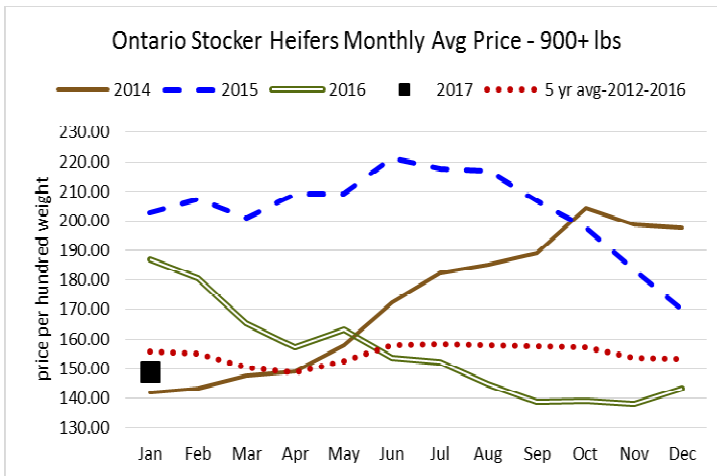
Steers	Price Range	Average	Top	Heifers	Price Range	Average	Top
1000+ lbs	152.50-174.00	166.96	178.50	+900 lbs	145.75-159.75	151.98	167.00
900-999	165.00-180.00	171.38	180.00	800-899	152.00-176.50	168.76	176.50
800-899	173.50-195.00	187.69	195.00	700-799	142.00-166.00	153.44	166.00
700-799	152.00-189.00	173.93	199.00	600-699	141.00-170.50	159.74	176.00
600-699	172.00-205.00	188.62	205.00	500-599	165.00-185.00	173.08	190.00
500-599	190.00-266.00	211.62	226.00	400-499	155.00-180.00	170.06	206.00
400-499	178.00-220.00	190.87	225.00	300-399	120.00-186.00	171.14	186.00
399-	150.00-195.00	174.00	195.00				

Stocker sale at: **Community Livestock Exchange: January 31, 2017 – 252 Stockers**

Steers	Price Range	Average	Top	Heifers	Price Range	Average	Top
800-899	104.00-178.00	141.79	178.00	600-699	97.49-162.99	135.69	162.99
700-799	109.00-190.99	150.00	190.99	500-599	117.50-179.00	169.90	179.00
600-699	119.99-195.99	160.69	195.99	400-499	110.00-181.00	151.00	181.00
500-599	117.50-210.99	182.00	210.99				
400-499	119.99-208.99	186.29	208.99				

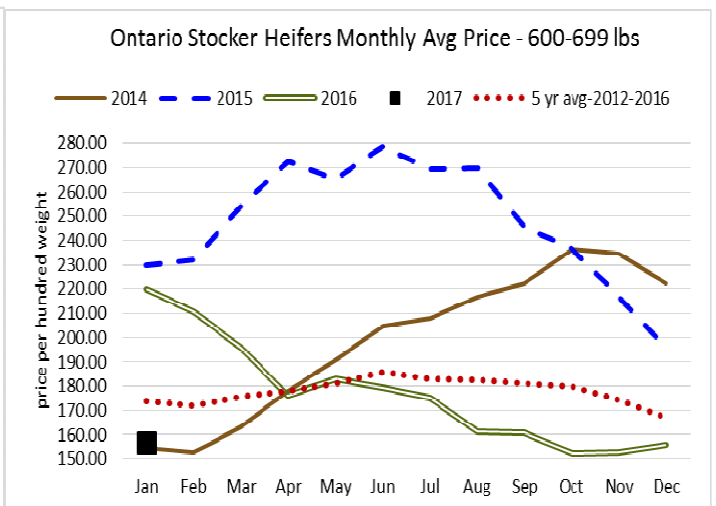
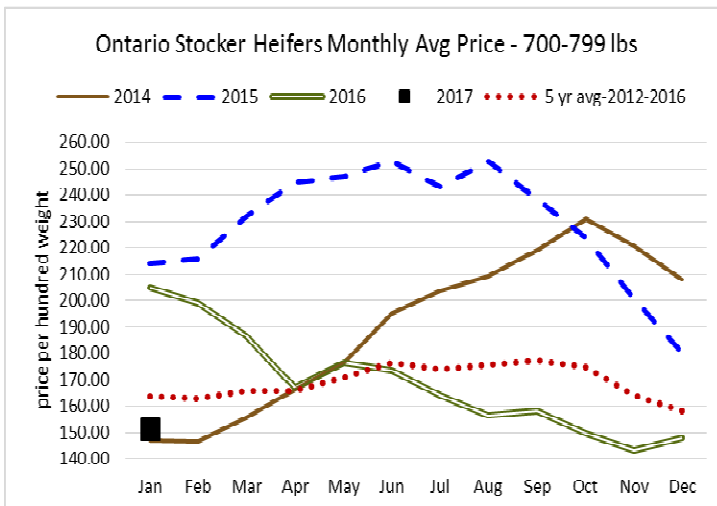
Stocker sale at: **Keady Livestock Market: January 31, 2017 – 92 Stockers**

Steers	Price Range	Average	Top	Heifers	Price Range	Average	Top
700-799	179.00-180.00	179.33	181.00	600-699	151.00-159.00	155.80	169.00
400-499	222.00-231.00	226.14	231.00	500-599	141.00-179.00	167.31	179.00



Stocker sale at: **Renfrew Pontiac Livestock: January 31, 2017 – 371 Stockers**

Steers	Price Range	Average	Top	Heifers	Price Range	Average	Top
800-899	151.00-186.49	176.80	183.49	700-799	117.50-162.00	140.59	162.00
700-799	143.99-191.99	174.10	191.99	600-699	112.50-180.00	166.79	180.00
600-699	110.00-204.00	182.80	204.00	500-599	121.99-185.00	162.99	185.00
500-599	125.00-198.99	178.49	198.99	400-499	130.00-181.00	159.60	181.00
400-499	160.00-206.99	185.80	206.99	300-399			



Stocker sale at **Ontario Livestock Exchange: February 1, 2017 – 653 Stockers**

Steers	Price Range	Average	Top	Heifers	Price Range	Average	Top
1000+	162.00-197.50	172.66	197.50	900+	152.00-157.75	155.05	157.75
900-999	172.00-191.50	179.65	191.50				
800-899	174.00-187.00	182.21	187.00				

Stocker sale at: **Ontario Livestock Exchange, February 2, 2017 – 174 Stockers**

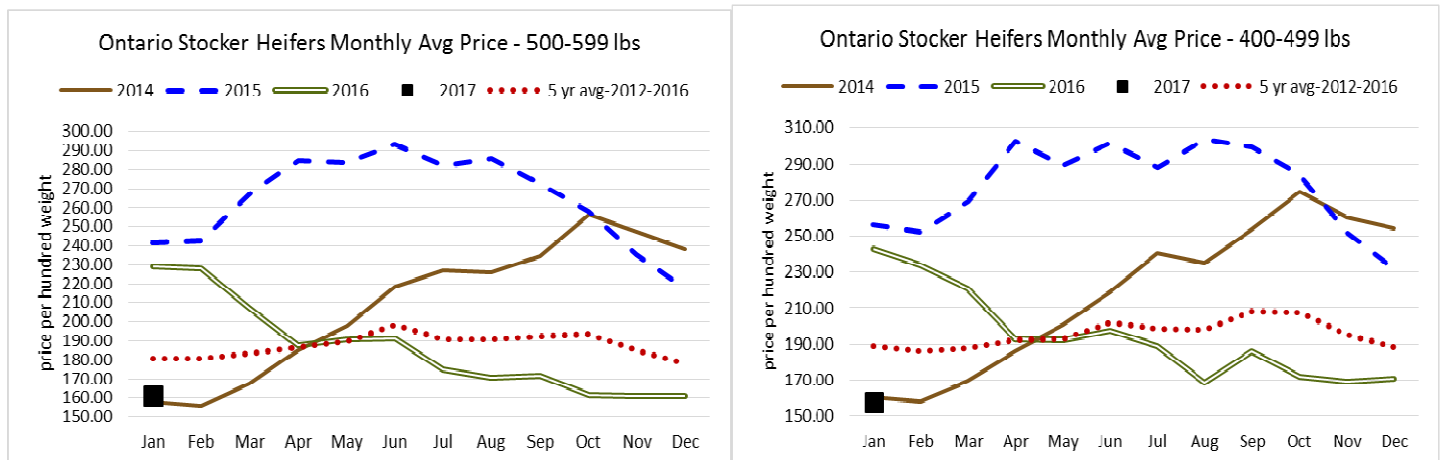
Steers	Price Range	Average	Top	Heifers	Price Range	Average	Top
900-999	150.00-160.00	156.86	170.00	900+	110.00-146.00	134.71	146.00
800-899	166.00-180.00	173.11	180.00	800-899	144.00-153.00	146.50	153.00
700-799	139.00-174.00	157.62	174.00	700-799	108.00-147.50	137.93	147.50
600-699	178.00-195.00	189.95	195.00				
500-599	174.00-210.00	185.12	210.00				
400-499	181.00-188.00	185.21	188.00				

Stocker sale at: **Ontario Stockyards Inc., February 2, 2017 – 628 Stockers**

Steers	Price Range	Average	Top	Heifers	Price Range	Average	Top
1000+	113.00-152.50	140.68	159.00	900+	121.00-153.50	133.00	153.50
900-999	134.00-170.50	160.80	170.50	800-899	137.00-149.00	143.93	150.00
800-899	154.00-173.50	165.82	173.50	700-799	134.00-156.00	147.62	156.00
700-799	160.00-186.00	176.43	186.00	600-699	134.00-173.00	152.50	179.00
600-699	155.00-202.00	178.97	216.50	500-599	139.00-180.00	151.48	180.00
500-599	140.00-181.00	167.45	215.00	400-499	134.00-179.00	154.19	186.00
400-499	125.00-182.00	155.94	198.00	300-399	137.50-164.00	146.87	165.00
399-	115.00-165.00	147.07	200.00				

Stocker sale at: **Ottawa Livestock Exchange, February 2, 2017 – 254 Stockers**

Steers	Price Range	Average	Top	Heifers	Price Range	Average	Top
700-799	144.00-182.00	167.81	182.00	700-799	130.00-153.00	143.50	153.00
600-699	147.00-182.00	169.02	204.00	600-699	129.00-163.00	148.91	163.00
500-599	128.00-184.00	167.12	205.00	500-599	127.00-164.00	148.96	169.00
400-499	153.00-193.00	178.47	193.00	400-499	143.00-171.00	155.62	174.00
399-	162.00-205.00	186.00	205.00	300-399	110.00-166.00	143.43	167.00



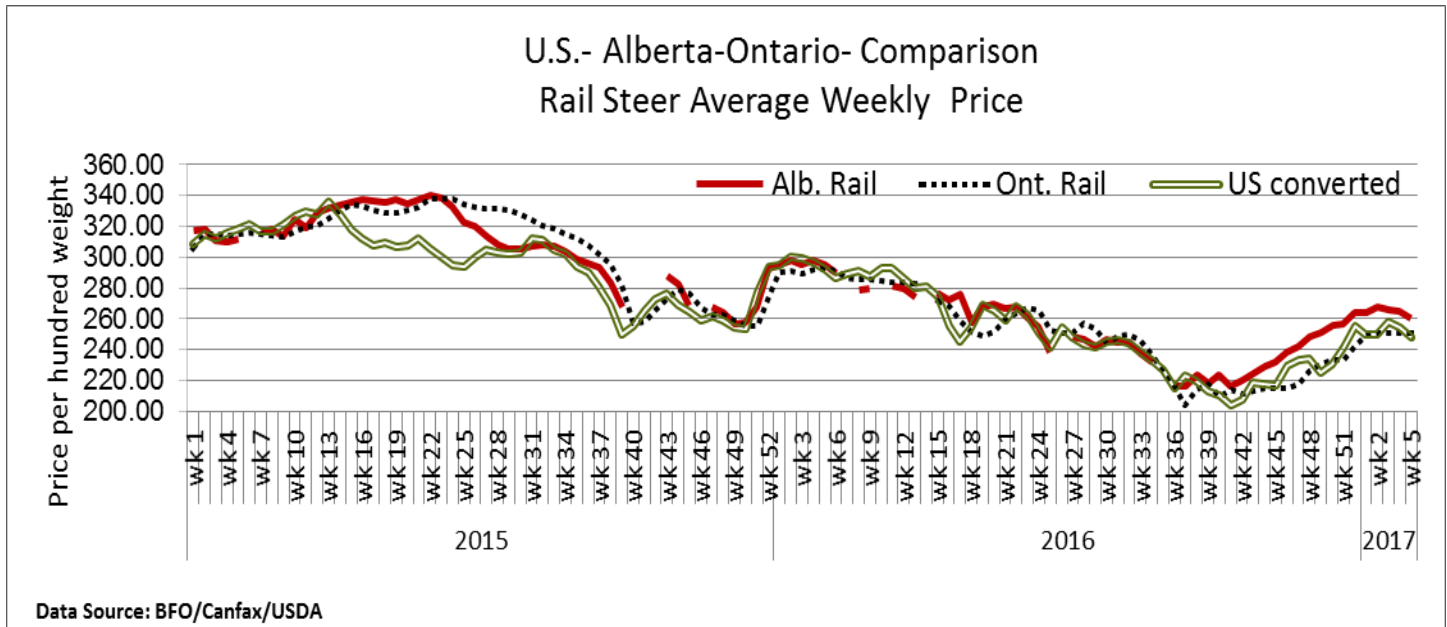
QUEBEC ELECTRONIC AUCTION MARKET (F.O.B. THE FEEDLOT)

On Thursday, February 2, 2017 Price Change from Last Week
247.50-248.00 -0.25

ALBERTA DIRECT TRADE

Week Ending Thursday, February 2, 2017

Steers	Live	156.00-157.25	Flat rail	258.50-262.50
Heifers	Live	N/T	Flat rail	N/T



U.S. TRADE (U.S. funds)

Week Ending Thursday, February 2, 2017

Choice and Select Steers and Heifers:	Live	116.50-120.00
	Rail	188.00-190.00

LIVE CATTLE EXPORTS-ONTARIO

	Week ending Jan. 14, 2017	Week ending Jan. 7, 2017	Year to Date
Total live slaughter cattle exported from Ontario to the U.S.	3,184	2,566	5,750
Steers & Heifers	510	281	791
Cows	2,001	1,623	3,624
Bulls	673	662	1,335

FEDERALLY INSPECTED CANADIAN PROCESSING

	Week Ending January 28, 2017	# of hd change from week ago	YTD	% Change (Week Ago)	% Change (Year Ago)
Grand Total	49,783	+390	185,413	+1%	-3%
Western Slaughter	37,203	+1,486	139,032	+4%	-5%
Eastern Slaughter	12,580	-1,096	46,381	-8%	+3%

AVERAGE CARCASS WEIGHTS – CANADA

	Steers	Heifers
January 28, 2017	920	828
January 21, 2017	919	817
January 30, 2016	926	837

USDA ESTIMATED CATTLE PROCESSING VOLUME

	Week Ending February 4 2017	Previous Week	Year Ago
Grand Total	593,000	577,000	535,000

CANADIAN BOXED BEEF CUT-OUT VALUES

Week Ending	AAA	AA
January 20, 2017	2.4946	2.4307
January 13, 2017	2.4737	2.4566
January 6, 2017	2.5235	2.4730

U.S. BOXED BEEF CUT-OUT VALUES (U.S. Funds)

	Choice 600-900	Select 600-699
Current five day average	193.13	189.66

LIVE CATTLE – CANADA

IMPORTS		<i>Import % change from 2015 YTD</i>	EXPORTS		<i>Export % change from 2016 YTD</i>
<i>Jan 1- Nov 30, 2016</i>			<i>Jan 1- Jan 21/17</i>		
Pure bred	3,785	+9%	Slaughter steers & heifers	13,697	-13%
Non-pure bred	20,425	-295%	Feeder steers & heifers	1,388	-54%
			Cows & Bulls	10,872	-34%

BEEF EXPORTS – CANADA

United States		<i>Change from last year YTD</i>	Mexico	<i>Change from 2015 YTD</i>
<i>Jan 1 – Nov 30</i>			<i>Jan 1 – Nov 30</i>	
Total	250,152 tonnes	+17% or +36,783 tonnes	15,002 tonnes	-17% or -3,149 tonnes

BEEF PRODUCTION – CANADA

	<i>Jan 1 – Jan 28</i>	<i>Last Year Same Time</i>	<i>% Change</i>	<i>Change in tonnes YTD</i>
Fed	57,272 tonnes	63,331 tonnes	-10%	-6,059
Non-fed	14,058 tonnes	13,275 tonnes	+6%	+783

BEEF IMPORTS – CANADA

	<i>Jan 1 – Jan 28</i>	<i>Last Year Same Time</i>	<i>% Change</i>	<i>Change in tonnes YTD</i>
United States	9,434 tonnes	9,078 tonnes	+4%	+356 tonnes
Non-NAFTA	4,296 tonnes	8,555 tonnes	-50%	-4,259 tonnes
Total	13,933 tonnes	18,440 tonnes	-24%	-4,507 tonnes

CHICAGO MERCANTILE EXCHANGE

Closing quotes on futures today were as follows:

Live Cattle			Feeder Cattle			Corn		Soybeans		Canadian \$				
\$/cwt US			\$/cwt US			\$/bu US	¢/bu	\$/bu US	¢/bu					
Feb	116.90	+0.02	Mar	123.57	-0.17	Mar	3.652	-2.2	Mar	10.270	-10.2	Spot	76.78	+0.01
Apr	115.62	+0.15	Apr	123.50	-0.10	May	3.726	-2.2	May	10.372	-10.0	Mar	76.81	+0.04
Jun	105.65	+0.12	May	122.37	-0.12	Jul	3.796	-2.2	Jul	10.456	-9.4	Jun	76.89	+0.04
Aug	101.37	+0.02	Aug	123.40	-0.07	Sep	3.860	-2.2	Aug	10.436	-9.4	Sep	76.98	+0.04
Oct	101.32	+0.15	Sep	121.82	-0.35	Dec	3.926	-1.6	Sep	10.266	-8.6	Dec	77.08	+0.03
Dec	101.95	+0.07	Oct	120.97	-0.40	Mar	4.004	-1.6	Nov	10.096	-8.6	Mar	77.21	+0.03

Beef Farmers of Ontario, 130 Malcolm Road, Guelph, ON N1K 1B1 Phone: (519) 824-0334 Fax: (519) 824-1930 or email: markets@ontariobeef.com

ONTARIO STOCKER & FEEDER TRADE UPCOMING SPECIAL SALES

17-Feb 7:00 pm	Ontario Stockyards Inc.	Evening Bred Cow Sale
7-Mar 11:00 am	Ontario Stockyards Inc.	Special Spring All Vaccinated Sale!
17-Mar 11:00 am	Community Livestock Exchange	Quinte Cattlemen's Association Stocker Sale!
22-Mar 11:00 am	Kawartha Lakes Community Sale Barn	Peterborough/Victoria Counties Stocker Sale!

Comments for the week ending February 2, 2017

Much lighter receipts of fed steers and heifers came to market this week with auctions selling just 302 head, down 396 from last week and 254 less than last year at this time. Fed steers sold from \$134.66-\$153.63 averaging \$144.45 down \$4.27 from last week and \$26.12 below year ago prices. Fed heifers ranged from \$137.31-\$150.30 averaging \$145.12 up \$2.15 from last week and \$25.03 lower than year ago prices. Auction markets reported active trading with prices steady to last week, with quality considered, with fancy cattle bringing a premium.

Ontario railgrade prices continued to hold steady again this week with steers \$250.00-\$252.00 dressed, while heifers sold from \$249.00-\$251.00, with Wednesday noting \$249.00-\$252.00 dressed. This week last year was the top price for 2016 at \$293.00 dressed. This week's average prices are down \$42.00 from last year at this time.

Cull cows also saw light receipts sell through auction markets this week at 2,392 head down 497 from last week and 280 less than last year at this time. Cull cows sold from \$60.59-\$82.29 averaging \$71.62 down \$0.86 from last week and \$20.10 below year ago prices. Auction markets reported trade as steady for the most part, but by Wednesday the market was active but under pressure at barely steady prices. Trade ended the week steady.

Lighter receipts of 3,908 stocker and feeder cattle sold through auction markets this week down 1,315 head from last week, but 538 more than last year at this time. Auction markets reported active trading on solid demand with good quality cattle selling steady while medium quality and plainer types were trading under pressure at easier prices. One report saw light weights down \$5.00 cwt from last week. Actual average prices this week for steers 400-500 lbs was down \$1.68 from last week, 500-600 lbs down \$0.11, 600-700 lbs down \$2.41, 700-800 lbs down \$5.28, 800-900 lbs up \$17.94, 900-1000 lbs up \$3.82 and steers over 1000 lbs averaged \$1.46 stronger than last week on average. Heifers 300-400 lbs averaged \$2.57 stronger than last week, 400-500 lbs down \$2.11, 500-600 lbs up \$2.99, 600-700 lbs down \$1.89, 700-800 lbs down \$4.31, 800-900 lbs up \$7.90 and heifers over 900 lbs averaged \$3.55 higher than last week, on average.

The Quebec electronic market this week ranged from \$247.50-\$248.00 dressed, down \$0.25 from last week on average.

Alberta direct trade was light with Canfax reporting live steers from \$156.00-\$157.25, down \$1.87 from last week on average. On the rail steers sold from \$258.50-\$262.50 dressed, down \$4.15 from last week on average. No heifer sales were reported. Canfax noted: "Technical price levels eased from the beginning of the week. Packers could be a little better positioned with cattle as they are likely pulling on February contract cattle. Cash to futures basis levels did strengthen this week and remain stronger than the five-year historical average. Not surprising, with basis levels as strong as they have been, Canadian fed cattle export volumes to the US have slowed."

The US cash cattle trade for the week ending January 26th saw live steers and heifers range from 119.00-\$124.00 with steers averaging \$121.22 down \$0.67 from the previous week, while heifers averaged \$121.28 down \$0.47. On the rail, steers and heifers sold from \$192.00-\$195.00 dressed, with steers averaging \$193.46 down \$1.34 from the week before, while heifers averaged \$193.48 down \$1.35. This week light to moderate trade developed on Wednesday on the cash market with southern trade mostly \$119.00 live down \$3.00 from last week, while northern deals were reported at \$190.00 dressed down \$3.50. That was following trade on the online auction market on Wednesday morning with 5,131 head of cattle on offer with only 1,729 sold as sellers resisted lower bids. Sales ranged from \$116.50-\$119.50 live, (most 118.00-119.00) averaging \$118.82 down \$3.16 from last week's weighted average price at the online auction. Thursday a couple of sales were noted in the south at \$118.00-\$119.00 live while light trade in the north was \$189.00-\$190.00 dressed, both steady to Wednesday's lower market. At this point in time it appears that trade is completed.