



Weekly Market Information Report for the week ending Thursday, February 23, 2017

The following information is collected from various sources and disseminated by Beef Farmers of Ontario.

ONTARIO DIRECT TO PACKER RAILGRADE CATTLE TRADE

Prices are on a carcass weight basis before grade and weight discounts. Weekly Range:

A Grade Steers	249.00-252.00
A Grade Heifers	248.00-251.00

ONTARIO LIVE CATTLE TRADE

Ontario auction sales this week saw weighted average price ranges for:

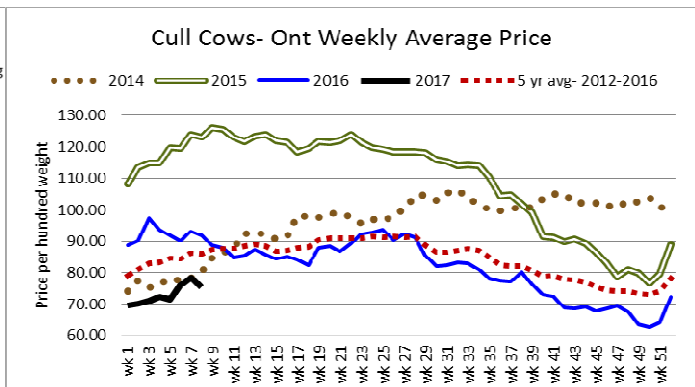
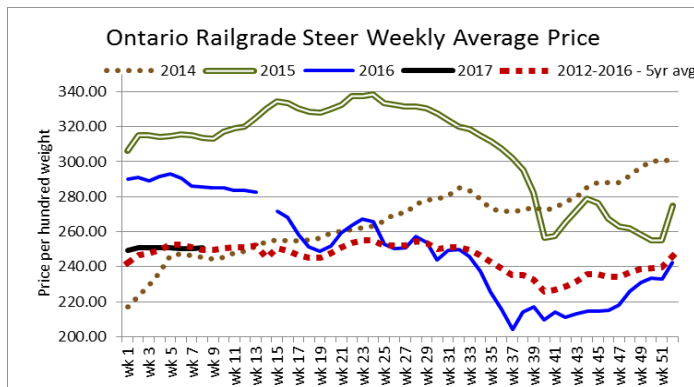
FED CATTLE	Volume	Price Range	Average	Top	Last Week Avg
Large Frame Steers +1250	113	131.62-156.05	145.72	176.75	145.53
Medium Frame Steers +1250	127	136.01-153.18	146.07	157.00	148.91
Large & Medium Frame Steers +1250	240	132.15-154.35	146.66	176.75	147.15
Large Frame Heifers +1000	142	133.63-151.27	144.15	166.00	145.57
Medium Frame Heifers +1000	116	129.42-151.47	139.59	166.50	140.76
Large & Medium Frame Heifers +1000	258	129.89-151.69	141.89	166.50	144.23
Cows - All Weights	2,179	63.36-88.19	75.27	122.99	78.46
Bulls - All Weights	123	91.82-112.69	102.70	160.00	97.29

STOCKERS - Large and Medium Frame

STEERS	Volume	Price Range	Average	Top	Last Week Avg
1000+	492	146.54-183.49	161.89	186.00	173.10
900-999	346	147.60-182.06	167.47	187.50	177.01
800-899	279	157.89-176.45	170.80	186.00	173.47
700-799	364	147.80-178.43	161.41	187.00	169.32
600-699	359	149.23-197.31	176.92	214.00	175.91
500-599	344	162.13-209.78	189.03	236.00	189.84
400-499	144	174.13-211.21	195.50	236.00	190.91
-399	38	131.35-209.59	165.94	335.00	184.06

HEIFERS

HEIFERS	Volume	Price Range	Average	Top	Last Week Avg
+900	401	138.42-151.51	144.70	159.00	144.88
800-899	132	128.06-153.88	144.99	168.00	159.15
700-799	305	143.02-164.25	154.55	185.00	161.44
600-699	333	128.44-170.47	152.30	198.00	165.01
500-599	333	131.45-178.65	158.68	205.00	160.47
400-499	140	146.23-184.41	168.54	207.00	171.60
300-399	38	152.47-174.45	165.04	205.00	174.17
-299	11	149.18-183.63	165.64	300.00	194.98



At **Kawartha Lakes Community Sale Barn, February 18, 2017 – 73 Cows, 3 Bulls, 34 Stockers & 36 Veal, 6 fed cattle**

	Price Range	Avg.	Top
Cows	65.00-88.00	74.26	93.00
Veal 126-300 lbs	95.00-170.00	124.15	170.00
Veal under 125 lbs	70.00-370.00	137.56	370.00

Denfield Livestock Exchange Inc., February 21, 2017: 175 Fed Cattle, 42 Veal, 6 Bulls, 76 Cows & 115 Drop Calves

	Price Range	Top		Price Range	Top
Choice steers	150.00-155.00	160.00	Good beef cows	85.00-95.00	103.00
Good steers	145.00-150.00		Good Holstein cows	75.00-85.00	
Choice heifers	150.00-155.00		D1 & D2 Cows	60.00-70.00	
Good heifers	145.00-150.00		D3 & D4 Cows	50.00-60.00	
Good Holstein veal	120.00-130.00	134.00	Choice drop calves	\$200.00-\$300.00/hd	
Plain & heavy veal	110.0-120.00		Good drop calves	\$100.00-\$200.00/hd	
Good beef bulls	91.00-108.50		Plain & Newborns	\$40.00-\$100.00/hd	

At **Renfrew Pontiac Livestock Ltd.: February 21, 2017 – 13 Replacement Calves, 64 Cows & 18 Bulls**

	Price Range	Top
Replacement Calves	\$190.00-\$210.00/hd	\$230.00/hd
Cows D1 & D2	90.00-93.00	
Cows D3	80.00-90.00	
Cows D4	70.00-79.00	
Bulls	94.00-102.00	106.50

At **Aylmer Stockyards Inc.: February 22, 2017 – 39 Veal, 130 Cows, 22 Fed Cattle, 7 bulls, 85 Stockers, 96 Drop Calves**

	Price Range	Avg.	Top
Fed heifers, dairy & dairy cross	8.99-105.00	94.19	105.00
Cows	57.99-94.49	80.80	94.49
Veal over 600 lbs	103.49-136.00	120.39	136.00
Drop Calves	\$20.00-\$495.00/hd	\$152.23/hd	

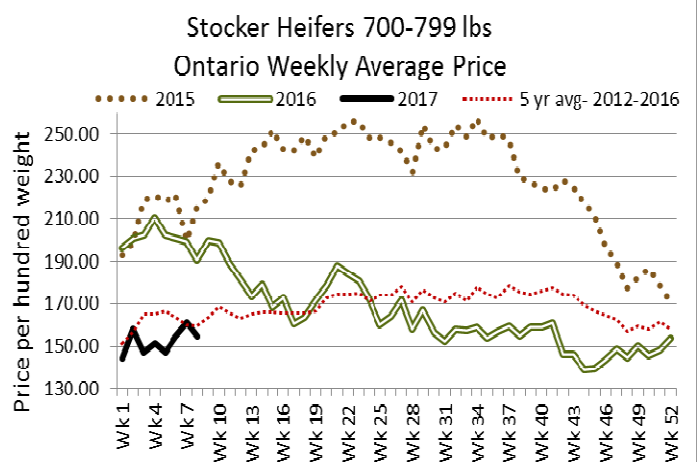
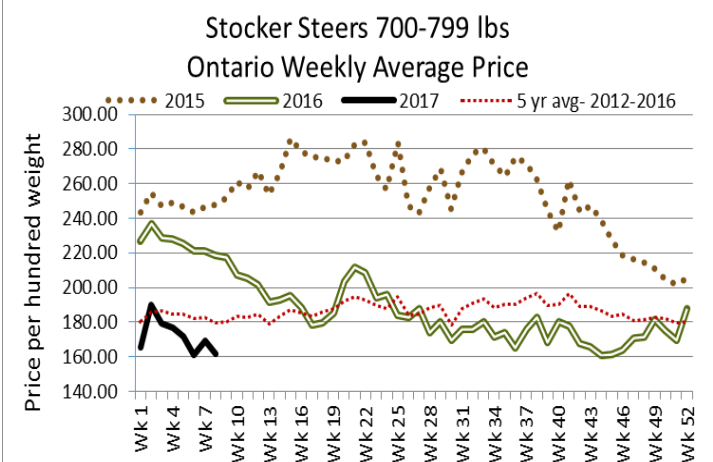
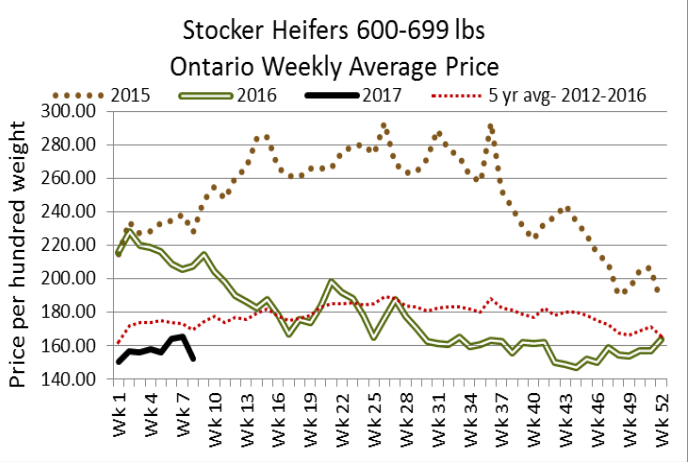
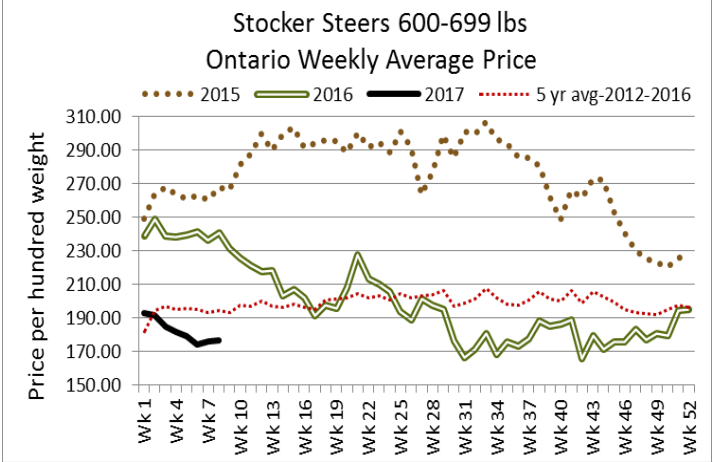
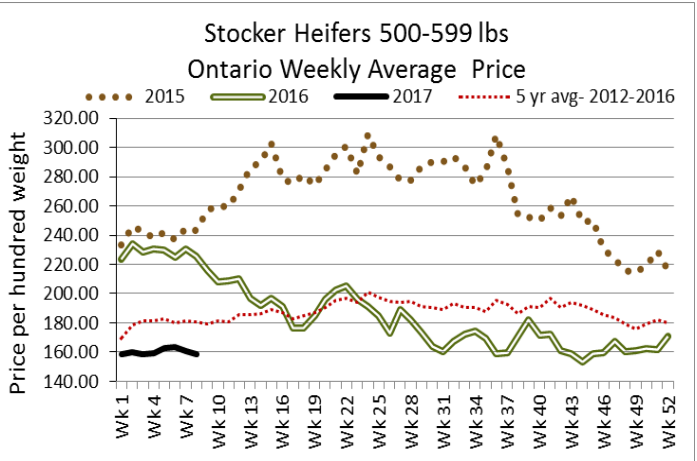
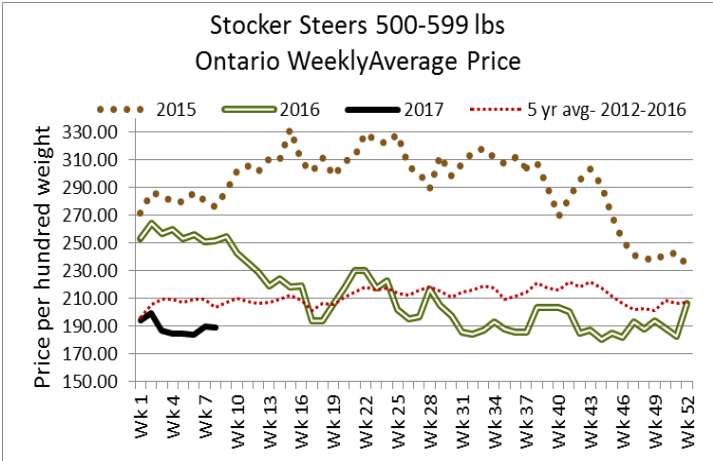
ONTARIO STOCKER & FEEDER TRADE

Stocker sale at **Brussels Livestock: February 17, 2017 – 882 stockers**

Steers	Price Range	Average	Top	Heifers	Price Range	Average	Top
1000+ lbs	140.00-169.00	154.04	173.50	+900 lbs	144.50-156.00	150.01	159.00
900-999	165.00-180.00	174.00	180.00	800-899	146.00-157.00	151.35	157.00
800-899	173.00-180.50	178.14	186.00	700-799	156.00-174.00	169.84	185.00
700-799	172.00-185.00	175.48	185.00	600-699	150.00-176.00	161.03	198.00
600-699	172.00-209.00	191.63	209.00	500-599	150.00-192.00	173.40	205.00
500-599	172.00-236.00	20.95	236.00	400-499	164.00-207.00	186.33	207.00
400-499	207.00-236.00	218.94	236.00	300-399	180.00-185.00	181.00	185.00

Stocker sale at: **Community Livestock Exchange: February 21, 2017 – 195 Stockers**

Steers	Price Range	Average	Top	Heifers	Price Range	Average	Top
800-899	117.99-176.00	155.00	176.00	700-799	120.99-152.00	132.80	152.00
700-799	113.99-168.99	139.59	168.99	600-699	97.49-171.99	141.19	171.99
600-699	108.00-185.00	150.40	185.00	500-599	112.50-172.99	151.20	172.99
500-599	105.00-193.99	164.90	193.99	400-499	134.00-197.99	162.90	197.99
400-499	105.00-196.99	171.30	196.99				



Stocker sale at: **Keady Livestock Market: February 21, 2017 – 258 Stockers**

Steers	Price Range	Average	Top	Heifers	Price Range	Average	Top
800-899	174.00-180.00	176.57	180.00	900+	141.00-148.00	143.81	148.00
700-799	175.00-180.00	176.84	180.00	700-799	135.00-164.00	155.91	164.00
600-699	185.00-208.00	194.94	208.00	600-699	160.00-186.00	170.75	186.00
500-599	200.00-217.50	208.69	217.50	500-599	162.50-196.00	185.24	196.00
				400-499	177.00-190.00	178.63	190.00

Stocker sale at: **Renfrew Pontiac Livestock: February 21, 2017 – 413** Stockers

<i>Steers</i>	Price Range	Average	Top	<i>Heifers</i>	Price Range	Average	Top
800-899	151.00-170.50	162.09	170.50	700-799	135.00-163.99	151.49	163.99
700-799	140.99-187.00	169.39	187.00	600-699	100.00-178.00	153.29	178.00
600-699	119.99-193.50	177.60	193.50	500-599	95.99-179.00	155.89	179.00
500-599	157.49-210.00	193.19	210.00	400-499	130.00-179.00	164.79	179.00
400-499	155.00-206.00	179.89	206.00				
399-	100.00-206.99	152.60	206.99				

Stocker sale at **Aylmer Stockyards Inc: February 22, 2017 – 85** Stockers

<i>Steers</i>	Price Range	Average	Top	<i>Heifers</i>	Price Range	Average	Top
600-699	144.99-200.99	181.89	200.99	600-699	160.00-176.00	169.70	176.00
400-499	196.99-208.00	198.30	208.00	500-599	121.99-187.50	175.20	187.50

Stocker sale at **Ontario Livestock Exchange: February 22, 2017 – 814** Stockers

<i>Steers</i>	Price Range	Average	Top	<i>Heifers</i>	Price Range	Average	Top
1000+	148.00-186.00	163.78	186.00	900+	141.00-148.00	143.19	148.00
900-999	145.00-187.50	169.66	187.50	800-899	154.00-161.00	158.80	161.00
800-899	156.00-183.00	180.25	183.00				

Stocker sale at **Vankleek Hill Livestock Exchange: February 22, 2017 – 253** Stockers

<i>Steers</i>	Price Range	Average	Top	<i>Heifers</i>	Price Range	Average	Top
800-899	125.00-173.00	151.39	173.00	700-799	137.00-164.00	145.05	164.00
700-799	134.00-183.00	156.95	183.00	600-699	130.00-159.00	142.42	159.00
600-699	146.00-198.00	172.50	200.00	500-599	134.00-170.00	150.36	170.00
174.00	152.00-206.00	176.62	206.00	400-499	154.00-174.00	163.50	174.00
400-499	154.00-202.00	185.93	202.00				

Stocker sale at: **Ontario Livestock Exchange, February 23, 2017 – 117** Stockers

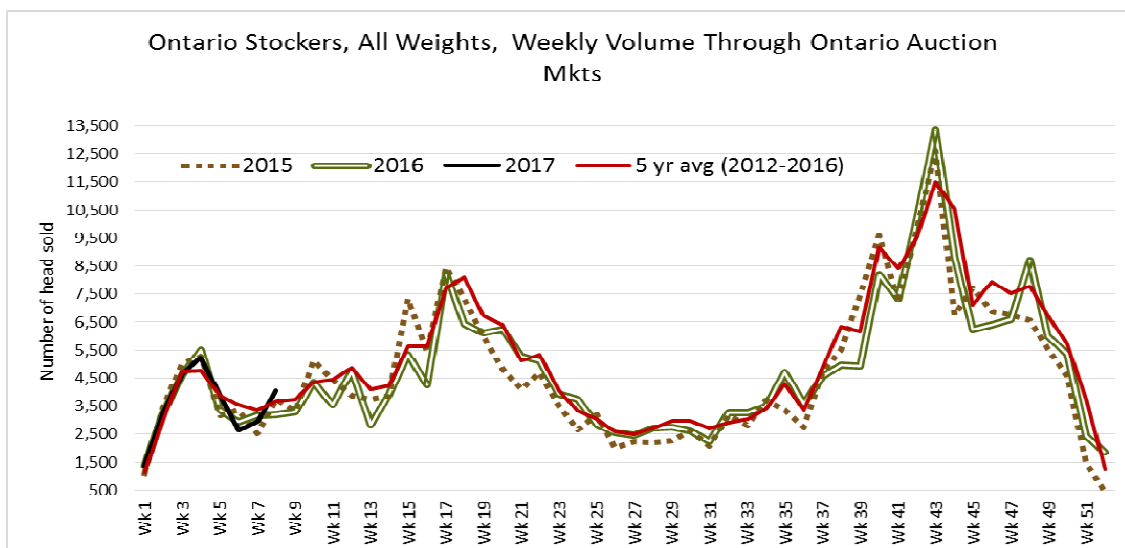
<i>Steers</i>	Price Range	Average	Top	<i>Heifers</i>	Price Range	Average	Top
900-999	125.00-153.00	140.25	153.00	700-799	117.50-156.00	140.38	156.00
600-699	143.00-173.00	163.82	173.00				

Stocker sale at: **Ontario Stockyards Inc., February 23, 2017 – 807** Stockers

<i>Steers</i>	Price Range	Average	Top	<i>Heifers</i>	Price Range	Average	Top
900-999	151.00-152.50	151.90	166.00	900+	98.00-134.75	115.95	135.00
800-899	140.00-166.00	156.99	166.00	800-899	102.50-149.00	135.51	168.00
700-799	145.00-178.00	155.99	183.50	700-799	141.00-164.50	150.69	164.50
600-699	158.00-206.00	178.79	214.00	600-699	126.00-169.00	148.45	182.50
500-599	171.00-217.00	196.10	217.00	500-599	137.00-178.00	153.55	183.00
400-499	187.50-219.00	206.57	226.00	400-499	147.00-188.00	171.47	197.50
399-	145.00-205.00	175.97	215.00	300-399	200.00-205.00	203.34	205.00

Stocker sale at: **Ottawa Livestock Exchange, February 23, 2017 – 174** Stockers

<i>Steers</i>	Price Range	Average	Top	<i>Heifers</i>	Price Range	Average	Top
700-799	120.00-157.00	136.35	179.00	700-799	129.00-139.00	132.67	144.00
600-699	138.00-180.00	162.28	184.00	600-699	126.00-156.00	141.89	156.00
500-599	125.00-197.00	163.52	197.00	500-599	104.00-148.00	125.17	176.00
400-499	145.00-196.00	176.86	196.00				



ONTARIO BRED COW SALES

Ontario Stockyards Inc, February 17, 2017- 118 Bred cows, 7 Cow calf pairs, 6 Bulls

	Exotic and Exotic X	British and British X
Top quality bred cows	\$1500-\$1750	N/T
Avg quality bred cows	\$1300-\$1500	\$1300-\$1500
Top quality cow/calf pairs	N/T	N/T
Avg quality cow/calf pairs	\$1500-\$1900	N/T

Lighter weight cows sold strong while big heavy cows were less active.

QUEBEC ELECTRONIC AUCTION MARKET (F.O.B. THE FEEDLOT)

	Price	Change from Last Week
On Thursday, February 23, 2017	246.00-249.00	-0.90

ALBERTA DIRECT TRADE

Week Ending Thursday, February 23, 2017

Steers	Live	159.00	Flat rail	269.00-269.75
Heifers	Live	N/T	Flat rail	N/T

U.S. TRADE (U.S. funds)

Week Ending Thursday, February 23, 2017

Choice and Select Steers and Heifers:	Live	120.00-125.50
	Rail	192.00-197.00

LIVE CATTLE EXPORTS-ONTARIO

	Week ending Feb. 4, 2017	Week ending Jan. 28, 2017	Year to Date
Total live slaughter cattle exported from Ontario to the U.S.	3,178	2,857	14,739
Steers & Heifers	605	542	2,340
Cows	1,980	1,922	9,574
Bulls	593	393	2,825

AVERAGE CARCASS WEIGHTS – CANADA

	Steers	Heifers
February 18, 2017	907	819
February 11, 2017	913	827
February 20, 2016	943	864

FEDERALLY INSPECTED CANADIAN PROCESSING

	Week Ending February 18, 2017	# of hd change from week ago	YTD	% Change (Week Ago)	% Change (Year Ago)
Grand Total	53,654	+3,048	336,719	+6%	+4%
Western Slaughter	40,809	+3,272	251,587	+9%	+2%
Eastern Slaughter	12,845	-224	85,132	-2%	+9%

USDA ESTIMATED CATTLE PROCESSING VOLUME

	Week Ending February 25, 2017	Previous Week	Year Ago
Grand Total	575,000	572,000	541,000

CANADIAN BOXED BEEF CUT-OUT VALUES

Week Ending	AAA	AA
February 10, 2017	2.5664	2.5103
February 3, 2017	2.5901	2.5329
January 27, 2017	2.5631	2.4948

U.S. BOXED BEEF CUT-OUT VALUES (U.S. Funds)

	Choice 600-900	Select 600-699
Current five day average	N/A	N/A

LIVE CATTLE – CANADA

IMPORTS		Import % change from 2015 YTD	EXPORTS		Export % change from 2016 YTD
Jan 1- Dec 31, 2016			Jan 1- Feb 11/17		
Pure bred	4,387	+22%	Slaughter steers & heifers	27,753	-22%
Non-pure bred	26,483	-18%	Feeder steers & heifers	7,116	-12%
			Cows & Bulls	23,291	-34%

BEEF EXPORTS – CANADA

United States		Change from last year YTD	Mexico		Change from 2015 YTD
Jan 1 – Dec 31			Jan 1 – Dec 31		
Total	269,842 tonnes	+17% or +39,587 tonnes	16,143 tonnes		-17% or -3,275 tonnes

BEEF PRODUCTION – CANADA

	Jan 1 – Feb 18	Last Year Same Time	% Change	Change in tonnes YTD
Fed	104,339 tonnes	106,630 tonnes	-2%	-2,291
Non-fed	25,555 tonnes	23,856 tonnes	+7%	+1,699

BEEF IMPORTS – CANADA

	Jan 1 – Feb 18	Last Year Same Time	% Change	Change in tonnes YTD
United States	17,381 tonnes	15,386 tonnes	+13%	+1,995 tonnes
Non-NAFTA	7,209 tonnes	13,509 tonnes	-47%	-6,300 tonnes
Total	25,140 tonnes	30,052 tonnes	-16%	-4,912 tonnes

CHICAGO MERCANTILE EXCHANGE

Closing quotes on futures today were as follows:

Live Cattle			Feeder Cattle			Corn		Soybeans		Canadian \$				
\$/cwt US			\$/cwt US			\$/bu US	¢/bu	\$/bu US	¢/bu					
Feb	123.75	+0.67	Mar	121.70	-3.45	Mar	3.640	-1.4	Mar	10.134	+2.0	Spot	76.35	+0.09
Apr	114.95	-1.57	Apr	121.55	-3.95	May	3.706	-1.6	May	10.242	+1.6	Mar	76.35	+0.08
Jun	104.85	-1.92	May	121.07	-3.57	Jul	3.782	-1.4	Jul	10.332	+1.6	Jun	76.42	+0.08
Aug	100.32	-2.17	Aug	122.65	-2.95	Sep	3.844	-1.2	Aug	10.330	+1.6	Sep	76.51	+0.08
Oct	100.65	-2.05	Sep	121.85	-2.85	Dec	3.910	-0.6	Sep	10.190	+2.2	Dec	76.62	+0.07
Dec	101.77	-1.87	Oct	120.62	-2.87	Mar	3.994	-0.6	Nov	10.070	+2.4	Mar	76.75	+0.06

Beef Farmers of Ontario, 130 Malcolm Road, Guelph, ON N1K 1B1 Phone: (519) 824-0334 Fax: (519) 824-1930 or email: markets@ontariobeef.com

ONTARIO STOCKER & FEEDER TRADE UPCOMING SPECIAL SALES

28-Feb	Keady Livestock Market	Complete Herd Dispersal- After regular sale
7-Mar 11:00 am	Ontario Stockyards Inc.	Special Spring All Vaccinated Sale!
17-Mar 11:00 am	Community Livestock Exchange	Quinte Cattlemen's Association Stocker Sale!
22-Mar 11:00 am	Kawartha Lakes Community Sale Barn	Peterborough/Victoria Counties Stocker Sale!
25-Mar 11:00 am	Denfield Livestock Exchange	Stockers, Bred Cows & Cow/Calf Pairs!
29-Mar 2:00 pm	Vankleek Hill Livestock Exchange	Stocker Sale!

For the full **2017 Spring Stocker listing**, click here: <http://www.ontariobeef.com/markets/spring-stocker-sales.aspx>

Comments for the week ending February 23, 2017

There were 498 fed steers and heifers sold through Ontario auction markets this week up 38 from last week and 20 more than the same time last year. Fed steers sold from \$132.15-\$154.35 averaging \$146.66 down \$0.49 from last week and \$19.11 lower than year ago prices. Fed heifers traded from \$129.89-\$151.69 averaging \$141.89 down \$2.34 from last week and \$25.56 below year ago prices. Auction markets reported active trading with the market steady and higher on the good quality cattle. By week's end the market was up \$1.00-\$2.00 cwt. Extra fancy cattle this week topped the market at \$176.75 for steers and \$166.50 for heifers. The wide price range indicates a larger volume of medium quality and second cut cattle this week.

The Ontario railgrade market continued full steady to last week with steers trading from \$249.00-\$252.00 dressed and heifers \$248.00-\$251.00, until Wednesday when the bottom end of the range crept up \$1.00. Sales ended the week at \$250.00-\$252.00 for steers and \$249.00-251.00 for heifers. This week's market averaged \$0.25 higher than last week \$34.75 lower than last year at this time.

The Canadian Boxed Beef Report by Kevin Grier notes for this week's Canadian buyer activity as "Distributors are fishing and trying to pick around the edges of what is left after the big retailers get their needs met. The big retailers are continuing to be active buyers for early spring featuring. Ads are going to be good in March and based on inquiries and negotiations, they should be well into April. Easter ribs will be strong. Foodservice buyers continue to get their ribs purchased." This week Ontario beef features on the front page of flyers was weak with ground beef being the most aggressive beef product featured. Overall, out of the 9 major grocers in Ontario, only 5 featured beef on their front page.

2,179 cull cows sold through auction markets this week up 104 from last week but 475 less than this time last year. Cull cows sold from \$63.36-\$88.19 averaging \$75.27 down \$3.19 from last week and \$16.39 lower than last year at this time. Auction markets reported trade as steady to stronger early week with some up \$3.00-\$5.00 cwt. As the week progressed the market was about steady on the good quality kinds while plainer types were lower and ended the week holding steady.

Larger receipts of 4,059 stocker and feeder cattle sold through auction markets this week up 1,116 head from last week and 853 more than last year at this time. So far this year there have been 28,059 stockers sold which 653 more than this time in 2016 and 436 more than 2015 YTD. Auction markets reported trade this week as active on good demand with prices steady and one report of \$1.00-\$2.00 higher. By the end of the week the market was active and barely steady. Trade on heavier cattle was noted as barely steady on good quality cattle, while medium quality were selling under pressure. Actual average prices this week for steers 400-500 lbs were up \$4.59 from last week, steers 500-600 lbs down \$0.81, 600-700 lbs up \$1.01, 700-800 lbs down \$7.91, 800-900 lbs down \$2.67, 900-1000 lbs down \$9.54 and 1000 lbs plus were \$11.21 lower than last week on average. Heifers 300-400 lbs were down \$9.13 from last week on average, 400-500 lbs down \$3.06, 500-600 lbs down \$1.79, 600-700 lbs down \$12.71, 700-800 lbs down \$6.89, 800-900 lbs down \$14.16, and heifers over 900 lbs averaged \$0.18 lower than last week's weighted average price.

The Quebec electronic market ranged from \$246.00-\$249.00 dressed, down \$0.90 from last week on average.

Alberta direct trade was light this week. Canfax reported that bids declined from Wednesday to Thursday but the market was still stronger. Canfax reported sales this week at \$159.00 live for steers and \$269.00-\$269.75 dressed up \$5.53 from last week on average. No heifer sales were reported.

The US cash cattle trade for the week ending February 16th, reported by the USDA Mandatory Price Report, saw live sales range from \$117.00-\$121.00 with steers averaging \$119.59 down \$0.16 from the previous week while heifers averaged \$119.31 up \$0.14. On the rail prices ranged from \$188.00-\$190.00 dressed with steers averaging \$189.91 down \$0.14 from the week before while heifers averaged \$189.94 down \$0.35. This week, Wednesday morning saw the Fed Cattle Exchange online auction jump start trade with 3,350 head of cattle on offer and 3,065 sold, on a strong market. Sales ranged from \$120.00-\$124.50 averaging \$122.10 up \$3.06 from last week's weighted average price at the online auction. Stronger prices online sparked more aggressive bidding in the cash market, along with sharply high cattle futures. Moderate to active trade developed in all feeding states by noon with higher prices of \$124.00-\$125.00 live in the south and \$195.00 dressed in the north, up \$4.00-\$5.00 from last week on average. As the day progressed, trade in the south continued from \$124.00-\$125.00 while dressed sales in the north were from \$195.00-\$196.00, with a couple noted at \$197.00, but most were \$196.00 up \$6.00 from last week on average. Business is completed for the week.