



Weekly Market Information Report for the week ending Thursday, March 23, 2017

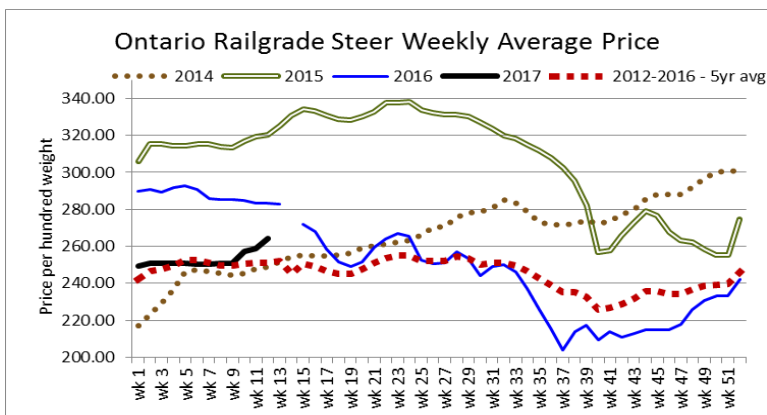
The following information is collected from various sources and disseminated by Beef Farmers of Ontario.

ONTARIO DIRECT TO PACKER RAILGRADE CATTLE TRADE

Prices are on a carcass weight basis before grade and weight discounts. Weekly Range:

A Grade Steers 260.00-267.00

A Grade Heifers 259.00-266.00



ONTARIO LIVE CATTLE TRADE

Ontario auction sales this week saw weighted average price ranges for:

FED CATTLE	Volume	Price Range	Average	Top	Last Week Avg
Large Frame Steers +1250	139	149.97-163.53	157.02	186.50	151.13
Medium Frame Steers +1250	177	146.97-163.56	157.33	179.00	157.55
Large & Medium Frame Steers +1250	316	149.74-164.53	157.53	186.50	158.31
Large Frame Heifers +1000	146	143.37-161.20	153.08	176.00	155.37
Medium Frame Heifers +1000	101	135.05-158.89	149.61	174.00	153.50
Large & Medium Frame Heifers +1000	247	144.19-164.73	155.24	176.00	156.30
Cows - All Weights	2,242	70.13-91.64	80.87	138.99	82.05
Bulls - All Weights	111	101.56-118.62	109.78	146.00	110.20

STOCKERS - Large and Medium Frame

STEERS	Volume	Price Range	Average	Top	Last Week Avg
1000+	757	161.38-180.23	167.57	184.50	164.25
900-999	523	160.68-178.46	169.60	186.00	171.14
800-899	544	158.94-184.59	174.31	196.00	166.70
700-799	623	155.87-195.31	179.33	203.00	169.85
600-699	535	152.49-212.81	189.24	225.50	183.51
500-599	348	158.81-223.90	197.41	255.00	200.94
400-499	131	173.89-230.47	208.26	254.50	206.32
-399	62	144.72-191.67	171.84	235.00	169.73

HEIFERS	Volume	Price Range	Average	Top	Last Week Avg
+900	208	148.82-160.89	154.66	192.07	141.06
800-899	219	141.17-164.24	156.89	175.50	150.73
700-799	425	144.33-177.78	166.29	194.99	158.96
600-699	445	141.29-183.08	168.84	201.50	165.62
500-599	315	152.73-201.22	179.33	213.00	172.12
400-499	115	170.96-208.78	193.26	224.00	181.34
300-399	48	142.83-199.90	174.62	240.00	178.64
-299	3	185.66	185.66	220.00	135.78

At **Kawartha Lakes Community Sale Barn, March 18, 2017 – 111 Cows, 7 Bulls, 39 Stockers & 73 Veal**

	Price Range	Avg.	Top
Cows	72.00-93.00	81.43	95.00
Bulls over 1600 lbs	100.00-112.00	107.43	112.00
Veal 600 lbs+	95.00-115.00	102.01	117.50
Veal under 125 lbs	67.50-205.00	144.37	205.00

Denfield Livestock Exchange Inc., March 21, 2017: 203 Fed Cattle, 41 Veal, 7 Bulls, 93 Cows & 93 Drop Calves

	Price Range	Top		Price Range	Top
Choice steers	160.00-165.00	175.00	Good beef cows	85.00-95.00	111.00
Good steers	155.00-160.00		Good Holstein cows	80.00-90.00	
Choice heifers	160.00-165.00	185.00	D1 & D2 Cows	70.00-80.00	
Good heifers	155.00-160.00		D3 & D4 Cows	60.00-70.00	
Good Holstein veal	115.00-124.00	128.00	Choice drop calves	\$275.00-\$350.00	
Plain & heavy veal	105.00-115.00		Good drop calves	\$200.00-\$275.00	
Good beef bulls	115.00-125.00		Plain & Newborns	\$100.00-\$175.00	
Good Hol bulls	109.00-115.00				

At **Renfrew Pontiac Livestock Ltd.: March 21, 2017 – 24 Replacement Calves, 93 Cows & 10 Bulls**

	Price Range	Top
Replacement Calves	130.00-160.00	290.00
Cows D1 & D2	92.00-102.00	113.00
Cows D3	81.00-91.00	
Cows D4	72.00-80.00	
Bulls	98.00-106.00	113.50

At **Aylmer Stockyards Inc.: March 22, 2017 – 79 Veal, 168 Cows, 26 Fed Cattle, 6 bulls, 51 Stockers, 117 Drop Calves**

	Price Range	Avg.	Top
Fed heifers, dairy & dairy cross	85.49-128.00	104.00	128.00
Cows	56.99-103.00	85.49	103.0
Veal over 600 lbs	75.00-147.50	113.30	168.99
Drop Calves	\$20.00-\$475.00/hd	\$201.11/hd	

ONTARIO STOCKER & FEEDER TRADE

Stocker sale at **Brussels Livestock: March 17, 2017 – 801 Stockers**

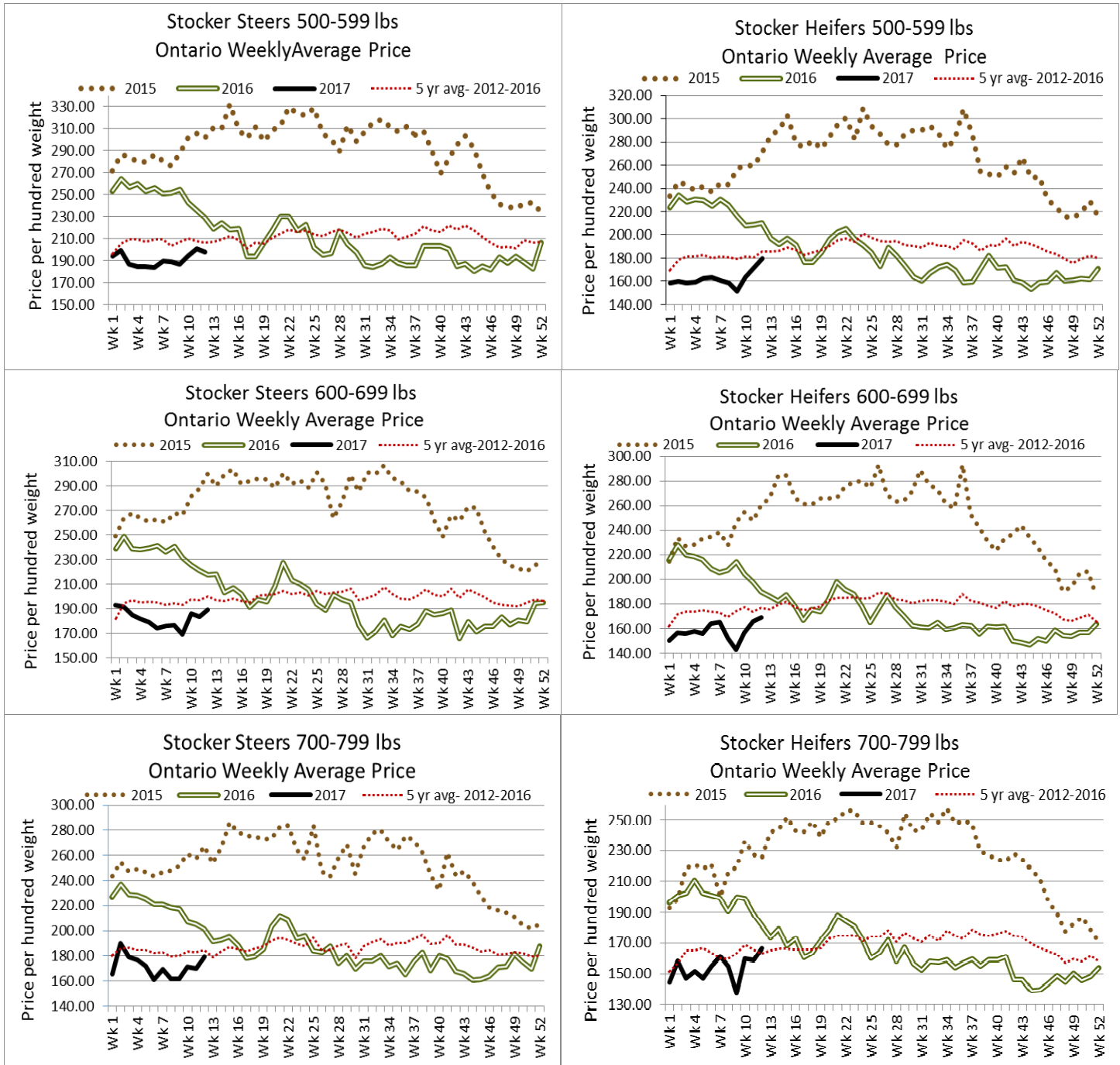
Steers	Price Range	Average	Top	Heifers	Price Range	Average	Top
1000+ lbs	149.00-169.50	163.24	173.00	900+ lbs	159.75-166.00	162.39	166.00
900-999	156.50-175.75	167.64	175.75	800-899	143.00-163.75	157.56	172.50
800-899	166.00-187.75	180.06	187.75	700-799	156.00-176.00	169.50	176.00
700-799	163.00-191.00	180.28	191.00	600-699	163.00-184.00	176.96	192.00
600-699	168.00-207.00	189.56	222.00	500-599	172.00-200.00	188.11	202.00
500-599	210.00-230.00	219.67	234.00	400-499	190.00-219.00	215.08	219.00
400-499	200.00-227.00	220.63	227.00	300-399	215.00-240.00	230.00	240.00
399-	190.00-231.00	209.14	231.00				

Stocker sale at: **Temiskaming Livestock Sales: March 20, 2017 – 135 Stockers**

Steers	Price Range	Average	Top	Heifers	Price Range	Average	Top
700-799	103.00-160.00	139.61	169.50	700-799	151.50-168.50	160.60	175.50
600-699	154.00-181.50	171.56	200.00	600-699	158.50-179.50	170.03	179.50
500-599	141.00-189.00	166.23	189.00	500-599	165.50-179.50	176.31	179.55

Stocker sale at: **Community Livestock Exchange: March 21, 2017 – 156 Stockers**

Steers	Price Range	Average	Top	Heifers	Price Range	Average	Top
700-799	110.00-175.00	145.50	175.00	500-599	105.00-204.00	172.19	204.00
600-699	100.00-214.99	174.10	214.99	400-499	112.50-193.99	169.99	193.99
500-599	130.00-241.00	206.80	241.00				
400-499	164.99-233.00	198.30	233.00				



Stocker sale at: **Keady Livestock Market: March 21, 2017 – 382 Stockers**

Steers	Price Range	Average	Top	Heifers	Price Range	Average	Top
1000+	177.50-178.00	177.74	179.25	900+	159.75-162.75	161.58	192.07
800-899	186.50-193.00	191.00	196.00	500-599	168.00-189.00	180.00	189.00
700-799	175.00-197.00	187.65	197.00				
500-599	172.50-232.50	211.00	232.50				

Stocker sale at: **Renfrew Pontiac Livestock: March 21, 2017 – 298 Stockers**

Steers	Price Range	Average	Top	Heifers	Price Range	Average	Top
800-899	143.99-187.00	172.39	187.00	800-899	107.49-169.99	162.59	169.99
700-799	130.00-200.00	181.89	200.00	700-799	158.00-186.69	178.00	183.69
600-699	145.99-216.00	190.79	216.00	600-699	135.00-187.00	178.20	187.00
500-599	127.49-225.00	194.79	225.00	500-599	155.00-190.99	178.20	190.99
400-499	125.00-210.00	190.59	210.00	400-499	164.99-208.99	183.20	208.99

Stocker sale at **Ontario Livestock Exchange: March 22, 2017 – 853 Stockers**

Steers	Price Range	Average	Top	Heifers	Price Range	Average	Top
1000+	161.00-184.50	167.04	184.50	800-899	155.00-156.00	155.44	156.00
900-999	166.00-186.00	174.83	186.00	700-799	166.00-175.00	169.11	175.00
800-899	178.50-188.50	183.71	188.50				
700-799	170.00-194.00	176.85	194.00				

Stocker sale at: **Ontario Livestock Exchange, March 23, 2017 – 188 Stockers**

Steers	Price Range	Average	Top	Heifers	Price Range	Average	Top
1000+	111.00-141.00	129.22	153.00	800-899	126.00-152.00	142.63	152.00
900-999	145.00-159.00	155.90	159.00	700-799	130.00-181.00	164.38	181.00
800-899	114.00-164.00	144.00	168.00	600-699	157.00-192.50	179.25	192.50
700-799	170.00-197.00	1832.56	197.00	500-599	149.00-177.50	165.00	177.50
600-699	114.00-183.00	148.32	205.00				
500-599	170.00-214.00	199.30	239.00				
400-499	220.00-251.00	233.67	251.00				

Stocker sale at: **Ontario Stockyards Inc., March 23, 2017 – 879 Stockers**

Steers	Price Range	Average	Top	Heifers	Price Range	Average	Top
1000+	153.00-162.50	158.63	162.50	800-899	142.00-165.00	153.88	165.00
900-999	160.50-169.75	165.81	169.75	700-799	152.00-174.75	167.30	179.00
800-899	158.00-180.00	168.14	182.00	600-699	137.50-185.00	168.93	201.50
700-799	159.00-198.00	178.52	203.00	500-599	162.00-211.50	182.24	211.50
600-699	160.00-213.00	187.50	223.00	400-499	177.50-224.00	201.31	224.00
500-599	160.00-204.00	181.92	224.00	300-399	112.50-213.00	163.77	231.00
400-499	180.00-237.50	209.79	238.00				

Stocker sale at: **Ottawa Livestock Exchange, March 23, 2017 – 121 Stockers**

Steers	Price Range	Average	Top	Heifers	Price Range	Average	Top
700-799	170.00-185.00	178.55	185.00	600-699	154.00-184.00	170.29	184.00
600-699	175.00-188.00	182.58	191.00	500-599	135.00-184.00	162.93	195.00
500-599	183.00-220.00	199.11	220.00				

ONTARIO STOCKER & FEEDER SPECIAL SPRING SALES

Stocker sale at **Community Livestock Exchange, Quinte Cattleman's Sale- March 17, 2017 – 721 Stockers**

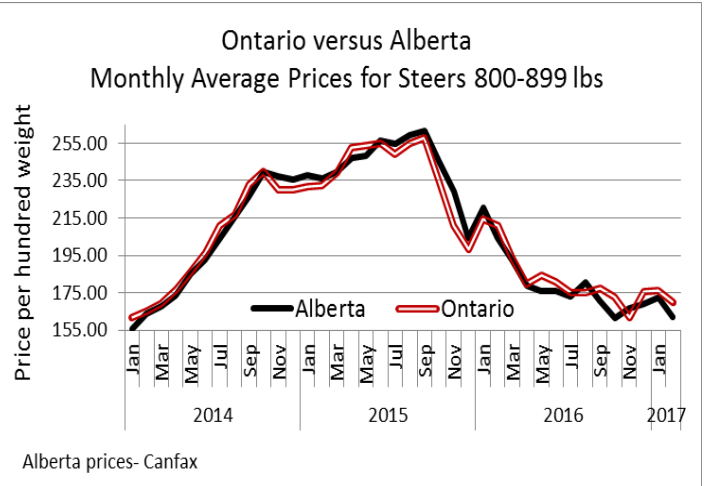
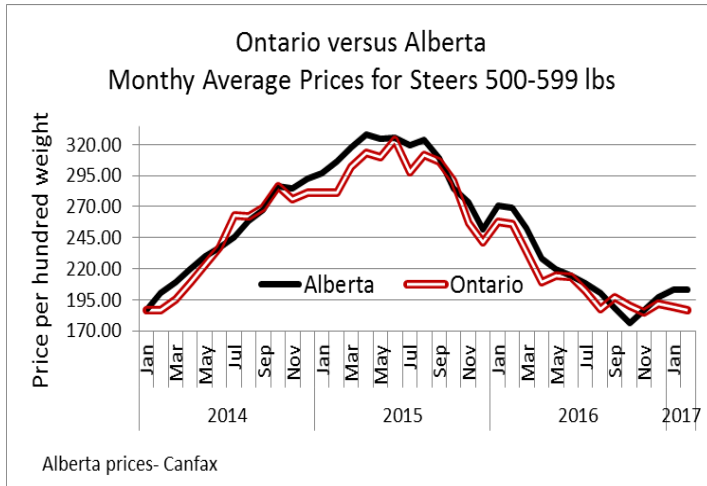
Steers	Price Range	Average	Top	Heifers	Price Range	Average	Top
1000+ lbs	139.99-168.99	160.69	168.99	900+ lbs	106.00-155.00	131.80	155.00
900-999	158.00-169.50	165.59	169.50	800-899	148.99-164.99	158.09	164.99
800-899	140.99-188.99	170.79	188.99	700-799	105.00-194.99	162.90	194.99
700-799	141.50-200.00	178.00	200.00	600-699	113.99-189.99	165.79	189.99
600-699	125.00-222.99	198.50	222.99	500-599	130.00-208.99	178.09	208.99
500-599	153.00-239.99	215.30	239.99	400-499	178.00-208.00	194.50	208.00
400-499	197.99-237.00	225.09	237.00	300-399	119.99-200.00	179.29	200.00

A good offering of 721 comprised of 466 steers and 255 heifers with over 90% vaccinated - steers in the 4 - 7-weight categories sold especially strongly with most other categories of steers and heifers approximating the overall Ontario market. There were 53 consignors and 25 purchasing buyers.

Stocker sale at **Kawartha Lakes Community Sale Barn- Peterborough/Victoria Sale, March 22, 2017- 798** Stockers

Steers	Price Range	Average	Top	Heifers	Price Range	Average	Top
1000+	127.00-165.25	150.80	165.25	900+	131.00-171.50	151.17	171.50
900-999	149.50-177.00	161.46	177.00	800-899	157.00-175.50	163.90	175.50
800-899	165.00-181.00	174.09	181.00	700-799	156.00-172.50	166.62	176.50
700-799	167.50-198.00	186.03	203.00	600-699	140.00-180.00	164.71	187.00
600-699	170.00-222.00	197.67	225.50	500-599	161.00-213.00	185.67	213.00
500-599	164.00-255.00	201.43	255.00	400-499	181.00-218.00	204.28	218.00
400-499	172.50-254.50	229.77	254.50	300-399	175.00-215.00	194.21	215.00
399-	213.00-215.00	213.65	215.00				

A good offering of replacement cattle sold actively with better quality and grass types selling at a premium.



QUEBEC ELECTRONIC AUCTION MARKET (F.O.B. THE FEEDLOT)

	Price	Change from Last Week
On Thursday, March 23, 2017	268.00-269.50	+7.93

ALBERTA DIRECT TRADE

Week Ending Thursday, March 23, 2017

Steers	Live	169.00	Flat rail	283.50-285.75
Heifers	Live	N/T	Flat rail	284.50-285.00

U.S. TRADE (U.S. funds)

Week Ending Thursday, March 23, 2017

Choice and Select Steers and Heifers:		
	Live	126.00-137.00
	Rail	210.00-218.00

LIVE CATTLE EXPORTS-ONTARIO

	Week ending Mar. 4, 2017	Week ending Feb. 25, 2017	Year to Date
Total live slaughter cattle exported from Ontario to the U.S.	2,613	2,761	25,041
Steers & Heifers	470	482	4,055
Cows	1,663	1,819	15,991
Bulls	480	460	4,995

AVERAGE CARCASS WEIGHTS – CANADA

	Steers	Heifers
March 18, 2017	912	829
March 11, 2017	921	840
March 19, 2016	941	869

FEDERALLY INSPECTED CANADIAN PROCESSING

	Week Ending March 18, 2017	# of hd change from week ago	YTD	% Change (Week Ago)	% Change (Year Ago)
Grand Total	50,890	+465	536,548	+1%	+4%
Western Slaughter	37,442	+1,096	398,514	+3%	+2%
Eastern Slaughter	13,448	-631	138,034	-4%	+10%

USDA ESTIMATED CATTLE PROCESSING VOLUME

	Week Ending March 25, 2017	Previous Week	Year Ago
Grand Total	613,000	588,000	538,000

CANADIAN BOXED BEEF CUT-OUT VALUES

Week Ending	AAA	AA
March 4, 2017	2.7432	2.6669
February 24, 2017	2.6942	2.6103
February 17, 2017	2.6150	2.5303

U.S. BOXED BEEF CUT-OUT VALUES (U.S. Funds)

	Choice 600-900	Select 600-699
Current five day average	223.48	215.09

LIVE CATTLE – CANADA

IMPORTS		Import % change from 2015 YTD	EXPORTS		Export % change from 2016 YTD
Jan 1- Dec 31, 2016			Jan 1-Mar 4/17		
Pure bred	4,387	+22%	Slaughter steers & heifers	49,545	-9%
Non-pure bred	26,483	-18%	Feeder steers & heifers	17,810	-27%
			Cows & Bulls	34,591	-3%

BEEF EXPORTS – CANADA

United States	Change from last year YTD	Mexico	Change from 2015 YTD
Jan 1 – Dec 31		Jan 1 – Dec 31	
Total 269,842 tonnes	+17% or +39,587 tonnes	16,143 tonnes	-17% or -3,275 tonnes

BEEF PRODUCTION – CANADA

	Jan 1 – Mar 11	Last Year Same Time	% Change	Change in tonnes YTD
Fed	153,046 tonnes	153,305 tonnes	0%	-259
Non-fed	35,145 tonnes	33,969 tonnes	+3%	+1,176

BEEF IMPORTS – CANADA

	Jan 1 – Mar 11	Last Year Same Time	% Change	Change in tonnes YTD
United States	24,083 tonnes	21,919 tonnes	+10%	+2,164 tonnes
Non-NAFTA	9,907 tonnes	18,503 tonnes	-46%	-8,596 tonnes
Total	35,174 tonnes	41,969 tonnes	-16%	-6,795 tonnes

CHICAGO MERCANTILE EXCHANGE

Closing quotes on futures today were as follows:

Live Cattle			Feeder Cattle			Corn		Soybeans		Canadian \$				
\$/cwt US			\$/cwt US			\$/bu US	¢/bu	\$/bu US	¢/bu					
Apr	122.10	+0.32	Mar	133.37	-0.32	May	3.562	-0.4	May	9.756	-15.2	Spot	74.74	-0.20
Jun	112.85	+0.05	Apr	135.57	+0.22	Jul	3.636	-0.6	Jul	9.862	-15.2	Apr	74.77	-0.21
Aug	107.80	-0.10	May	133.80	-0.22	Sep	3.714	-0.4	Aug	9.884	-15.2	May	74.79	-0.21
Oct	107.27	-0.32	Aug	135.27	-0.20	Dec	3.794	-0.4	Sep	9.820	-14.6	Jun	74.83	-0.22
Dec	107.92	-0.22	Sep	134.77	-0.17	Mar	3.890	+0.0	Nov	9.770	-14.2	Sep	74.86	-0.22
Feb	107.95	-0.30	Oct	133.42	-0.35	May	3.940	+0.0	Jan	9.824	-14.2	Dec	74.93	-0.21

Beef Farmers of Ontario, 130 Malcolm Road, Guelph, ON N1K 1B1 Phone: (519) 824-0334 Fax: (519) 824-1930 or email: markets@ontariobeef.com

ONTARIO STOCKER & FEEDER TRADE UPCOMING SPECIAL SALES

25-Mar	11:00 am	Denfield Livestock Exchange	Stockers, Bred Cows & Cow/Calf Pairs!
29-Mar	2:00 pm	Vankleek Hill Livestock Exchange	Stocker Sale!
1-Apr	1:00 pm	Maple Hill Auctions Ltd	Mid-Western Ont. Simmental & Angus Bull Sale!
1-Apr	2:00 pm	Keady Livestock Market	Saunders Bull Sale!
4-Apr	11:00 am	Ontario Stockyards Inc	All Vaccinated Spring Stocker Sale!
8-Apr	11:00 am	Denfield Livestock Exchange	Spring Stocker Sale/Bred Cow & Cow/Calf Pair Sale!
8-Apr	1:00 pm	Maple Hill Auctions Ltd	Vancise Hereford & Angus Bull & Heifer Sale!

For the full **2017 Spring Stocker listing**, click here: <http://www.ontariobeef.com/markets/spring-stocker-sales.aspx>

Comments for the week ending March 23, 2017

Larger receipts of fed steers and heifers sold through auction markets this week at 563 head, up 236 from last week and 163 more than this time last year. Fed steers sold from \$149.74-\$164.53 averaging \$157.53 down \$0.78 from last week and just \$6.25 below last year at this time. Fed heifers traded from \$144.19-\$164.73 averaging \$155.24 down \$1.06 from last week and \$11.15 below year ago prices. Auction markets reported a good demand with prices \$2.00-\$3.00 higher on good quality cattle, with the top steers selling for \$186.50 and the top heifer this week at \$176.00.

The Ontario railgrade market started out stronger and improved as the week progressed. Steers started out at \$260.00-\$262.00 dressed the previous Friday, to \$265.00 on Monday and \$265.00-\$267.00 on Wednesday. Heifers followed the same pricing trend starting out at \$259.00-\$261.00, to \$264.00 Monday and \$264.00-\$266.00 dressed by Wednesday. This week's average prices are up \$5.00 from last week and \$19.50 below year ago prices.

2,242 cull cows sold through Ontario auction markets this week up 419 head from last week and 126 more than this time last year. Cull cows sold from \$70.13-\$91.64 averaging \$80.87 down \$1.18 from last week and just \$4.65 below last year at this time. Auction markets reported a strong demand with prices steady and firm to stronger, until mid-week where the market was active with both beef and dairy breeds selling barely steady.

Larger receipts of stocker and feeder cattle were sold this week totalling 5,301 head up 3,025 from last week and 1,180 more than this time last year. Included this week were two special local Association sales in eastern Ontario with mostly vaccinated cattle, totalling 1,511 head combined, with majority of the cattle grass weights, with strong prices. Auction market reports for this week started out with all classes selling actively at steady prices, with the fleshier types under pressure. But as the week progressed prices were stronger with calves anywhere from \$4.00-\$10.00 higher and the yearlings \$3.00-\$8.00 higher, but yearlings ended the week selling steady. Better quality grass types were reported at a premium across the board. Actual average prices this week saw steers 400-500 lbs average \$1.94 higher than last week, steers 500-600 lbs down \$3.53, 600-700 lbs up \$5.73, 700-800 lbs were up \$9.48, 800-900 lbs up \$7.61, 900-1000 lbs down \$1.54 and steers over 1000

lbs averaged \$3.32 higher than last week. Heifers 300-400 lbs were down \$4.02, heifers 400-500 lbs up \$11.92, 500-600 lbs up \$7.21, 600-700 lbs up \$3.22, 700-800 lbs up \$7.33, 800-900 lbs up \$6.16 and heifers over 900 lbs averaged \$13.60 stronger than last week on average.

The Quebec electronic market on Wednesday of this week, ranged from \$268.00-\$269.50 dressed, up \$7.93 from last week on average.

Alberta direct trade saw another very strong week of trade. Canfax reported live steers at \$169.00 up \$1.60 from last week on average, with no live heifer sales reported. On the rail steers sold from \$283.50-\$285.75 averaging \$285.17 up \$5.87 from last week, while heifers sold from \$284.50-\$285.00 averaging \$284.85 up \$5.60 from last week on average. Canfax reports: "Buyers were indicating cattle that they bought this week would be lifted within two weeks. Most of the cattle being marketed are still yearlings however there were a couple loads of fed calves sold this week."

The US cash cattle trade for the week ending March 17th, from the USDA Mandatory Price report, listed live sales on Wednesday from \$123.00-\$134.00 live with steers averaging \$128.82 up \$3.59 from the previous week, while heifers averaged \$128.48 up \$3.38. On the rail steers and heifers sold from \$204.00-\$215.00 dressed, with steers averaging \$208.18 up \$6.62 from the previous week on average, while heifers averaged \$208.87 up \$7.20. This week at The Fed Cattle Exchange online auction on Wednesday, there were 3,928 head on offer with 2,195 sold. Sales ranged from \$128.00-\$136.50 live averaging \$133.35 up \$4.96 from last week's online auction market. However, the cash cattle trade was quiet. On Thursday afternoon a very light test was noted in parts of Nebraska at \$215.00 dressed, otherwise, the rest of the country was quiet. At time of reporting Friday afternoon, the market is at a standstill with southern bids still sitting at \$126.00 live and the north at \$210.00 dressed. Up until today, saw live sales range from \$126.00-\$137.00 averaging \$129.00-\$130.00 which is approximately \$1.00 higher than last week, while dressed sales so far have ranged from \$210.00-\$218.00 on a very light test, with prices averaging \$212.50-\$213.00 up approximately \$4.00 from last week. However, trade so far this week has been very light and at time of reporting, today's market remains untested. Bids are at \$126.00 live and \$210.00 dressed but no sales are reported. The Cattle On Feed report has just been released so we could see some trade develop soon, however there are reports that some packers are sluggish and not in a big hurry for cattle.