



Weekly Market Information Report for the week ending Thursday, April 6, 2017

The following information is collected from various sources and disseminated by Beef Farmers of Ontario.

ONTARIO DIRECT TO PACKER RAILGRADE CATTLE TRADE

Prices are on a carcass weight basis before grade and weight discounts. Weekly Range:

A Grade Steers	268.00-272.00
A Grade Heifers	267.00-271.00

ONTARIO LIVE CATTLE TRADE

Ontario auction sales this week saw weighted average price ranges for:

FED CATTLE	Volume	Price Range	Average	Top	Last Week Avg
Large Frame Steers +1250	107	137.87-170.70	157.21	202.00	160.29
Medium Frame Steers +1250	64	136.57-155.37	148.31	166.00	157.90
Large & Medium Frame Steers +1250	171	143.82-171.65	155.80	202.00	159.90
Large Frame Heifers +1000	166	133.60-156.52	148.85	176.00	158.93
Medium Frame Heifers +1000	131	140.84-160.47	154.14	165.75	153.26
Large & Medium Frame Heifers +1000	297	136.23-159.17	151.44	176.00	156.77
Cows - All Weights	2,224	64.39-89.84	77.84	130.00	78.69
Bulls - All Weights	110	94.35-122.40	108.60	212.58	109.29

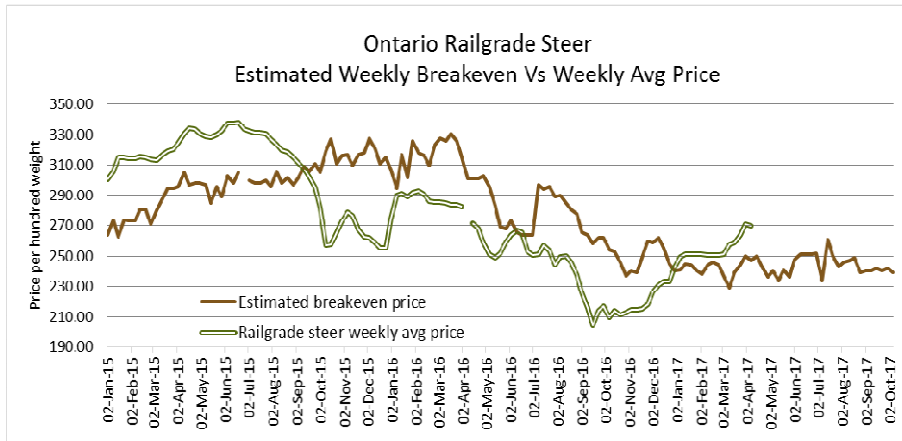
STOCKERS - Large and Medium Frame

STEERS	Volume	Price Range	Average	Top	Last Week Avg
1000+	850	155.88-177.45	162.32	180.00	165.99
900-999	700	160.19-178.20	168.18	182.00	171.20
800-899	614	162.91-185.13	175.29	197.25	175.99
700-799	612	163.35-197.28	182.15	215.00	177.91
600-699	576	161.52-215.34	194.92	229.99	190.58
500-599	407	173.55-221.93	204.49	235.99	206.72
400-499	140	165.57-225.19	197.34	245.00	200.34
-399	60	161.83-199.68	181.40	260.00	193.36

HEIFERS	Volume	Price Range	Average	Top	Last Week Avg
+900	293	143.74-156.85	151.03	165.00	153.53
800-899	345	143.29-162.35	154.85	169.25	161.88
700-799	508	143.06-169.52	158.87	202.50	159.63
600-699	454	142.85-181.26	164.13	230.00	171.01
500-599	374	155.43-196.37	177.58	216.00	177.64
400-499	168	146.64-197.94	174.63	230.00	176.21
300-399	37	168.50-198.80	184.22	240.00	172.05
-299	3	181.67	181.67	207.50	N/T

At **Kawartha Lakes Community Sale Barn, April 1, 2017** – 10 Fed cattle, 138 Cows, 7 Bulls, 15 Stockers & 62 Veal

	Price Range	Avg.	Top
Cows	69.00-92.00	79.15	118.00
Bulls over 1600 lbs	96.00-212.58	127.31	212.58
Veal 600 lbs+	82.00-125.50	95.50	125.50
Veal under 125 lbs	100.00-200.00	148.15	340.00



The information provided on this report is based on weighted averages for actual data collected. Input costs are a guideline only and will vary from producer to producer. BFO does not take any responsibility and accepts no legal liability arising from or connected to damages or losses experienced by producers when using this information. This is to be used at your own risk.

Denfield Livestock Exchange Inc., April 4, 2017: 288 Fed Cattle, 37 Veal, 5 Bulls, 74 Cows & 86 Drop Calves

	Price Range	Top		Price Range	Top
Choice steers	158.00-163.00	173.75	Good beef cows	85.00-95.00	
Good steers	152.00-156.00		Good Holstein cows	80.00-90.00	
Choice heifers	158.00-163.00		D1 & D2 Cows	70.00-80.00	
Good heifers	152.00-157.00		D3 & D4 Cows	60.00-70.00	
Good Holstein veal	115.00-120.00	138.00	Choice drop calves	\$250.00-\$350.00	\$500.00
Plain & heavy veal	105.00-115.00		Good drop calves	\$200.00-\$250.00	
Good beef bulls	108.00-119.50		Plain & Newborns	\$100.00-\$200.00	
Good Hol bulls	105.50				

At Renfrew Pontiac Livestock Ltd.: April 4, 2017 – 20 Replacement Calves, 71 Cows & 5 Bulls

	Price Range	Top
Replacement Calves	140.00-190.00	240.00
Cows D1 & D2	92.00-102.00	106.00
Cows D3	80.00-91.00	
Cows D4	72.00-79.00	
Bulls	98.00-106.00	113.00

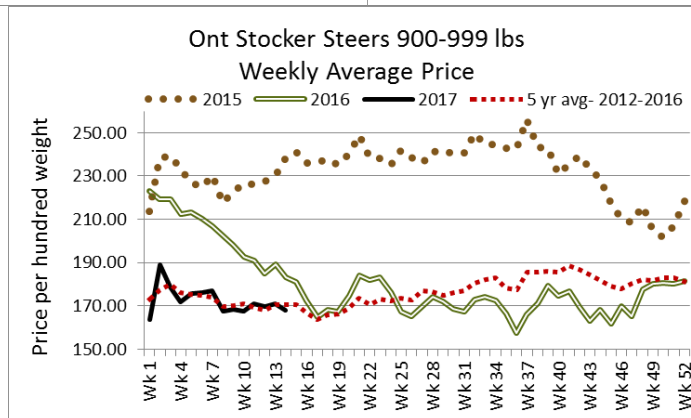
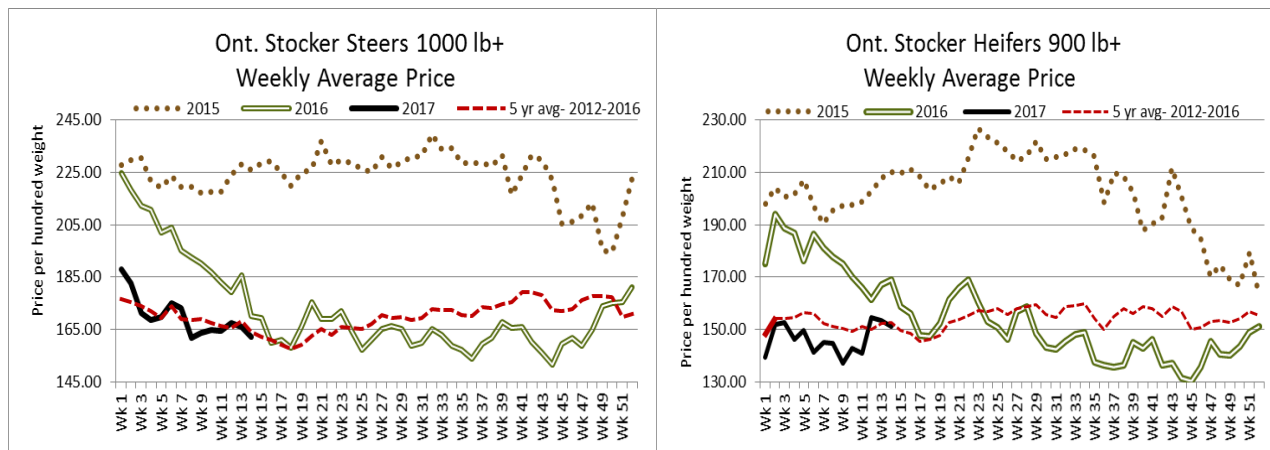
At Aylmer Stockyards Inc.: April 5, 2017 – 55 Veal, 182 Cows, 34 Fed Cattle, 1 bull, 10 Stockers, 66 Drop Calves

	Price Range	Avg.	Top
Fed steers , 1250 lbs +	148.99-155.00	152.80	155.00
Fed heifers, 1100 lbs +	93.99-157.49	147.90	157.49
Fed heifers, dairy & dairy cross	84.99-115.99	105.20	115.99
Cows	55.00-100.00	81.79	100.00
Veal over 600 lbs	69.99-152.00	105.29	182.00
Drop Calves	\$20.00-\$490.00/hd	\$225.50/hd	

ONTARIO STOCKER & FEEDER TRADE

Stocker sale at **Brussels Livestock: March 31, 2017 – 1,506 Stockers**

Steers	Price Range	Average	Top	Heifers	Price Range	Average	Top
1000+ lbs	154.25-167.50	163.45	168.50	900+ lbs	151.00-160.25	155.65	163.25
900-999	157.00-176.25	166.54	179.00	800-899	155.00-169.25	162.02	169.25
800-899	163.00-181.00	173.37	183.25	700-799	145.00-165.00	157.91	181.00
700-799	164.50-187.50	174.85	203.50	600-699	149.00-175.00	158.66	183.00
600-699	161.00-209.50	188.12	225.00	500-599	173.00-200.00	185.76	200.00
500-599	173.00-229.00	205.75	229.00	400-499	159.00-196.00	175.94	205.00
400-499	170.00-220.00	202.97	238.00	300-399	175.00-240.00	218.33	240.00
399-	229.00-235.00	232.00	260.00				



Stocker sale at: **Community Livestock Exchange: April 4, 2017 – 223 Stockers**

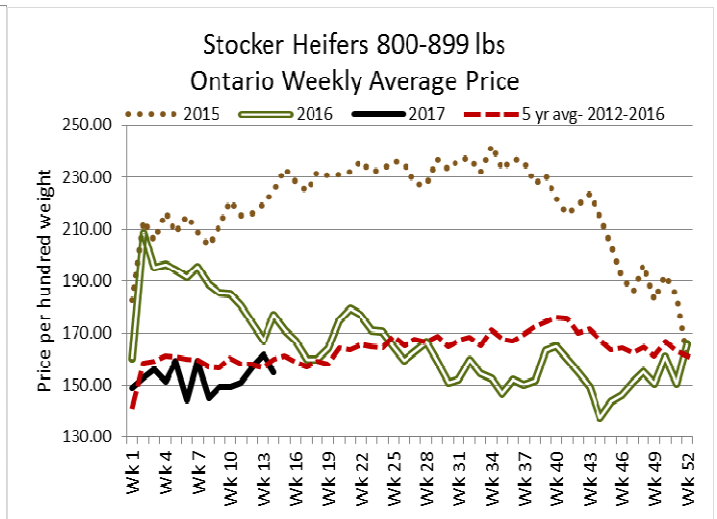
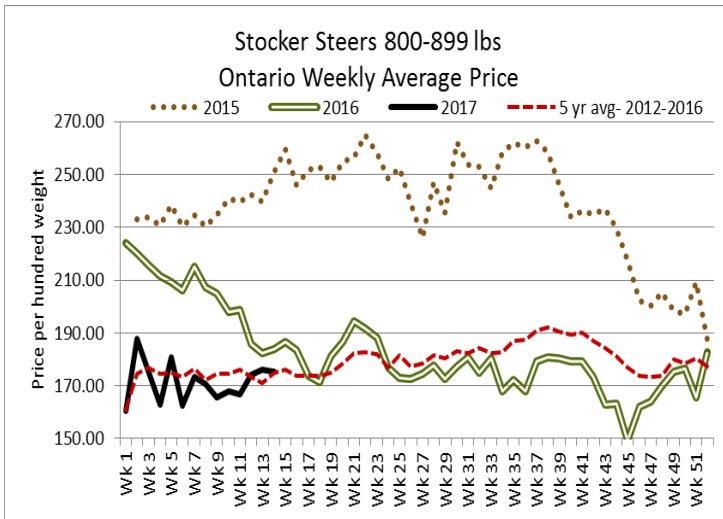
Steers	Price Range	Average	Top	Heifers	Price Range	Average	Top
800-899	116.99-159.00	147.70	159.00	700-799	100.00-170.99	151.60	170.99
700-799	112.00-181.00	160.49	181.00	600-699	98.99-180.00	159.40	180.00
600-699	96.99-207.50	154.69	229.99	500-599	137.50-198.99	177.40	198.99
500-599	139.99-235.99	206.59	235.99	400-499	132.49-220.00	180.80	220.00
400-499	127.49-237.50	206.40	237.50				

Stocker sale at: **Keady Livestock Market: April 4, 2017 – 822 Stockers**

Steers	Price Range	Average	Top	Heifers	Price Range	Average	Top
1000+	169.75-175.75	174.17	175.75	900+	138.00-140.00	139.20	140.00
900-999	166.00-181.00	176.42	181.00	800-899	150.00-23 hd		
800-899	168.00-185.00	175.90	186.00	700-799	142.50-160.00	154.50	161.00
700-799	180.50-215.00	197.67	215.00	600-699	144.00-165.00	155.32	187.00
600-699	190.00-215.50	207.90	222.00	500-599	162.50-201.00	178.88	201.00
500-599	190.00-230.00	213.30	235.00	400-499	150.00-179.00	165.85	179.00
400-499	215.00-235.00	223.27	235.00	300-399	142.50-187.50	167.63	187.50
399-	217.50-245.00	224.38	245.00				

Stocker sale at: **Renfrew Pontiac Livestock: April 4, 2017 – 385 Stockers**

Steers	Price Range	Average	Top	Heifers	Price Range	Average	Top
100+	90.00-159.49	142.99	159.49	800-899	107.49-167.99	153.49	167.99
900-999	131.00-172.99	164.10	172.99	700-799	137.99-164.99	151.69	164.99
800-899	131.00-176.49	169.10	176.49	600-699	141.99-187.00	167.90	187.00
700-799	139.99-188.99	170.59	188.99	500-599	150.00-189.99	179.69	189.99
600-699	119.99-220.00	192.19	220.00	400-499	110.00-193.99	174.79	193.99
500-599	125.00-231.99	208.30	231.99				
400-499	177.00-237.50	200.00	237.50				



Stocker sale at **Ontario Livestock Exchange: April 5, 2017 – 961 Stockers**

Steers	Price Range	Average	Top	Heifers	Price Range	Average	Top
1000+	156.50-180.00	162.08	180.00	800-899	162.00-166.00	164.23	166.00
900-999	162.00-182.00	165.47	182.00				
800-899	160.00-187.00	174.87	187.00				

Stocker sale at: **Ontario Livestock Exchange, April 6, 2017 – 360 Stockers**

Steers	Price Range	Average	Top	Heifers	Price Range	Average	Top
1000+	131.00-160.00	146.05	160.00	900+	117.00-140.00	134.27	146.00
900-999	133.00-152.00	140.31	162.00	800-899	112.50-147.00	135.33	150.00
800-899	136.00-168.00	158.35	179.00	700-799	107.50-155.00	135.24	170.00
700-799	147.50-186.50	168.85	186.50	600-699	106.00-170.00	133.47	182.50
600-699	161.00-203.00	192.38	203.00	500-599	123.00-162.50	141.85	162.50
500-599	145.00-172.00	155.90	175.00	400-499			

Stocker sale at: **Ontario Stockyards Inc., April 6, 2017 – 813 Stockers**

Steers	Price Range	Average	Top	Heifers	Price Range	Average	Top
1000+	65.00-121.00	94.99	160.00	900+	100.00-150.00	130.20	159.62
900-999	132.50-166.00	151.36	166.00	800-899	120.00-152.00	136.40	159.00
800-899	164.00-186.00	177.72	186.00	700-799	140.00-169.00	151.89	169.00
700-799	164.00-199.00	181.87	206.50	600-699	152.00-187.00	168.08	199.00
600-699	165.00-218.25	195.60	219.50	500-599	140.00-191.00	167.46	214.00
500-599	167.00-209.00	193.34	209.00	400-499	147.00-207.50	176.49	212.00
400-499	145.00-230.00	180.75	240.00	300-399	185.00-210.00	195.62	227.50
399-	134.00-207.50	173.15	216.00				

Stocker sale at: **Ottawa Livestock Exchange, April 6, 2017 – 108 Stockers**

Steers	Price Range	Average	Top	Heifers	Price Range	Average	Top
700-799	137.00-172.00	153.50	172.00	700-799	112.00-152.00	143.33	152.00
600-699	72.00-169.00	141.36	169.00	600-699	112.00-165.00	148.00	165.00
500-599	129.00-180.00	155.22	180.00	500-599	114.00-170.00	142.00	170.00

ONTARIO STOCKER & FEEDER SPECIAL SPRING SALES

Stocker sale at: **Ontario Stockyards Inc., April 4, 2017 – 1,035** Stockers

Steers	Price Range	Average	Top	Heifers	Price Range	Average	Top
1000+	161.00-166.00	165.27	166.00	900+	159.50-165.00	161.29	165.00
900-999	174.25-178.50	177.11	178.50	800-899	151.50-167.00	161.64	167.00
800-899	174.00-197.25	183.17	197.25	700-799	155.00-180.50	168.92	202.50
700-799	180.00-207.50	196.86	209.00	600-699	147.50-193.50	177.58	230.00
600-699	193.00-228.00	213.65	228.00	500-599	175.00-216.00	197.89	216.00
500-599	215.00-233.00	227.38	235.00	400-499	172.50-210.00	191.73	230.00
400-499	212.50-245.00	235.56	245.00				

Replacement cattle sold actively with prices fully steady. Some fleshier types sold under pressure.

ONTARIO BRED COW SALES

Ontario Stockyards Inc, April 6, 2017 - 35 Bred heifers

	Exotic and Exotic X	British and British X
Top quality bred cows	\$1,900-\$2,475	N/T
1 lot of good quality bred Charolais heifers sold strong!		

QUEBEC ELECTRONIC AUCTION MARKET (F.O.B. THE FEEDLOT)

	Price	Change from Last Week
On Thursday, April 6, 2017	271.00-272.25	+2.34

ALBERTA DIRECT TRADE

Week Ending Thursday, April 6, 2017

Steers	Live	N/T	Flat rail	278.50-286.00
Heifers	Live	N/T	Flat rail	278.50-284.00

U.S. TRADE (U.S. funds)

Week Ending Thursday, April 6, 2017

Choice and Select Steers and Heifers:	Live	120.00-126.00	very limited volumes
	Rail	194.00-200.00	very limited volumes

LIVE CATTLE EXPORTS-ONTARIO

	Week ending Mar. 18, 2017	Week ending Mar.11, 2017	Year to Date
Total live slaughter cattle exported from Ontario to the U.S.	2,095	3,265	30,401
Steers & Heifers	782	1,058	5,895
Cows	1,168	1,769	18,928
Bulls	145	438	5,578

AVERAGE CARCASS WEIGHTS – CANADA

	Steers	Heifers
April 1, 2017	904	835
March 25, 2017	914	833
April 2, 2016	936	850

FEDERALLY INSPECTED CANADIAN PROCESSING

	Week Ending	# of hd change	YTD	% Change	% Change
	April 1, 2017	from week ago		(Week Ago)	(Year Ago)
Grand Total	53,595	-402	590,545	-1%	+7%
Western Slaughter	41,479	-34	440,027	-0%	+6%
Eastern Slaughter	12,116	-368	150,518	-3%	+11%

USDA ESTIMATED CATTLE PROCESSING VOLUME

	Week Ending April 8, 2017	Previous Week	Year Ago
Grand Total	573,000	593,000	536,000

CANADIAN BOXED BEEF CUT-OUT VALUES

Week Ending	AAA	AA
March 24, 2017	2.7883	2.7534
March 17, 2017	2.7709	2.6827
March 10, 2017	2.6850	2.6546

U.S. BOXED BEEF CUT-OUT VALUES (U.S. Funds)

	Choice 600-900	Select 600-699
Current five day average	211.37	201.31

LIVE CATTLE – CANADA

IMPORTS		Import % change from 2016 YTD	EXPORTS		Export % change from 2016 YTD
<i>Jan 1- Jan 31/17</i>			<i>Jan 1-Mar 25/17</i>		
Pure bred	310	+17%	Slaughter steers & heifers	72,645	-6%
Non-pure bred	5,097	+220%	Feeder steers & heifers	35,255	-35%
			Cows & Bulls	44,925	-31%

BEEF EXPORTS – CANADA

	United States Jan 1 – Jan 31/17	Change from last year YTD	Mexico Jan 1 – Jan 31/17	Change from last year YTD
Total	16,981 tonnes	-16% or -3,282 tonnes	1,014 tonnes	+23% or +190 tonnes

BEEF PRODUCTION – CANADA

	Jan 1 – Apr 1	Last Year Same Time	% Change	Change in tonnes YTD
Fed	205,443 tonnes	200,880 tonnes	+2%	+4,563
Non-fed	44,384 tonnes	41,603 tonnes	+7%	+2,781

BEEF IMPORTS – CANADA

	Jan 1 – Apr 1	Last Year Same Time	% Change	Change in tonnes YTD
United States	32,084 tonnes	28,428 tonnes	+13%	+3,656 tonnes
Non-NAFTA	12,912 tonnes	23,535 tonnes	-45%	-10,623 tonnes
Total	46,725 tonnes	53,986 tonnes	-13%	-7,261 tonnes

CHICAGO MERCANTILE EXCHANGE

Closing quotes on futures today were as follows:

Live Cattle			Feeder Cattle			Corn			Soybeans			Canadian \$		
\$/cwt US			\$/cwt US			\$/bu US			¢/bu					
Apr	120.05	+1.25	Apr	133.75	+1.80	May	3.594	-1.2	May	9.420	+0.4	Spot	74.54	-0.01
Jun	111.80	+1.67	May	133.87	+1.70	Jul	3.672	-1.2	Jul	9.532	+0.4	Apr	74.55	-0.02
Aug	107.97	+1.60	Aug	135.65	+1.95	Sep	3.746	-1.4	Aug	9.546	+0.0	May	74.58	-0.02
Oct	107.65	+1.45	Sep	135.60	+2.12	Dec	3.844	-1.4	Sep	9.516	-0.4	Jun	74.61	-0.02
Dec	108.47	+1.40	Oct	134.65	+2.02	Mar	3.934	-1.4	Nov	9.494	-1.2	Sep	74.64	-0.02
Feb	108.75	+1.37	Nov	132.95	+1.95	May	3.994	-1.4	Jan	9.556	-1.0	Dec	74.72	-0.02

ONTARIO STOCKER & FEEDER TRADE UPCOMING SPECIAL SALES

8-Apr	11:00 am	Denfield Livestock Exchange	Spring Stocker Sale/Bred Cow & Cow/Calf Pair Sale!
8-Apr	1:00 pm	Maple Hill Auctions Ltd	Vancise Hereford & Angus Bull & Heifer Sale!
19-Apr	11:00 am	Kawartha Lakes Community Sale Barn	Spring Stocker Sale!
19-Apr		Aylmer Stockyards Inc	Special Stocker Sale! (after regular sale)
21-Apr	5:00 pm	Keady Livestock Market	Bred Cow/Heifer & Cow/Calf Pair Sale!
22-Apr	8:30 am	Rainy River Cattlemen's Sale	Stockers, Cull Cows, Bulls, etc!
22-Apr	11:00 am	Denfield Livestock Exchange	Stockers and Bred Cow, Cow/Calf Pair Sale!
25-Apr	11:00 am	Ontario Stockyards Inc	Spring All Vaccinated Stocker Sale!
26-Apr	2:00 pm	Vankleek Hill Livestock Exchange	Spring Stocker Sale!
28-Apr	9:00 am	Keady Livestock Market	Spring Stocker & Feeder Sale-Vacc & Non-Vaccinated!

For the full **2017 Spring Stocker listing**, click here: <http://www.ontariobeef.com/markets/spring-stocker-sales.aspx>

Comments for the week ending April 6, 2017

468 fed steers and heifers sold through auction markets this week down 169 head from last week, and 96 less than the same time last year. Fed steers sold from \$143.82-\$171.65 averaging \$155.80 down \$4.10 from last week and just \$1.87 lower than the same week last year. Heifers sold from \$136.23-\$159.17 averaging \$151.44 down \$5.33 from last week and \$5.79 below year ago prices. Auction markets reported trade as under pressure at lower prices. By mid-week the market was holding steady.

The Ontario railgrade market eased slightly from the end of the previous week with steers starting out this reporting period last Friday from \$270.00-\$272.00 dressed for steers and \$269.00-\$271.00 for heifers. By Monday prices saw \$2.00 off the bottom end of the range with trade now \$268.00-\$272.00 dressed for steers and \$267.00-\$271.00 for heifers, and held for the remainder of the week. This week's average prices are down \$1.00 from last week on average, with delivery anywhere from next week to the week of the 24th of April. Last year at this time there were no dressed sales or bids reported and the market was virtually non-existent that week. Last year at this time, producers reported that packers were not interested in procuring cattle that week with some bought out to the end of April, although others were a little more current but still not showing much interest.

The Canadian Boxed Beef Report by Kevin Grier reports the Canadian spot two week availability as:

"Availability is not as much in the buyers favor as the price drop would indicate. Both the big Alberta packers are reasonably clean and are not pushing product. Buyers should be able to put together a load but middles may require some mix and matching between packers and grades, particularly on the loins." As for buyer activity in Canada, Kevin notes "Other than Easter Ribs, April is going to be a relatively dull month for beef featuring. With regard to Easter Ribs, it is likely that retailers are going to invest heavily. Other than that, however, retailers seem to be keeping their powder dry waiting for May beef battles!"

There were 2,224 cull cows sold through auction markets this week down 55 head from last week and 62 less than last year at this time. Cull cows sold from \$64.39-\$89.94 averaging \$77.84 down \$0.85 from last week and \$7.90 below year ago prices. Auction markets reported trade as steady to strong early week, to fully steady mid-week and ended the week steady to slightly easier.

Larger receipts of 6,141 stocker and feeder cattle sold through auction markets this week up 1,922 head from last week and 2,239 more than the same time last year. Auction market reports started out the previous Friday with the choice cattle steady and second cuts under pressure. For most of this week, the market was reported as steady to fully steady with just the fleshier types seeing some downward pressure. By the end of this reporting period the market was steady with medium quality slightly lower. Actual average prices this week for steers 400-500 lbs were down \$3.00 from last week, 500-600 lbs down \$2.23, 600-700 lbs up \$4.34,

700-800 lbs up \$4.24, 800-900 lbs down \$0.70, 900-1000 lbs down \$3.02 and steers over 1000 lbs were down \$3.67 from last week, on average. Heifers 300-400 lbs were up \$12.17, 400-500 lbs down \$1.58, 500-600 lbs down \$0.06, 600-700 lbs down \$6.88, 700-800 lbs down \$0.76, 800-900 lbs down \$2.50 and heifers over 900 lbs averaged \$7.03 lower than last week, on average.

The Quebec electronic market on Thursday sold at \$265.00 dressed, down \$6.65 from last week on average.

Alberta direct trade was light this week with prices easier on a dressed basis. Canfax reported dressed steer sales from \$278.50-\$286.00 dressed, down \$5.65 from last week on average while heifers sold from \$278.50-\$284.00 down \$8.47 on average. Canfax reports: "Even though prices were softer week over week, cattle being sold are still very profitable which did encourage producers to market cattle. With yearling supplies on the decline, we are starting to see a few more fed calves come forward."

The US cash cattle trade for the week ending March 31st was light to moderate, with sales for the week reported by the USDA Mandatory Price report, from \$123.00-\$130.00 on a live basis, with steers averaging \$127.38 down \$3.53 from the previous week, while heifers weekly weighted average was \$127.65 down \$3.43. On the rail steers and heifers sold from \$198.00-\$210.00 dressed, with steers averaging \$205.01 down \$5.98, while heifers averaged \$205.81 down \$4.71 on average. This week, on Wednesday morning, at the Fed Cattle Exchange online auction, there were 3,572 head on offer with zero cattle sold, as sellers showed no interest in letting cattle go at easier prices. Wednesday on the cash market, an extremely light test was noted from \$120.00-\$125.00 live in the south and dressed deals \$194.00-\$200.00, down around \$3.00-\$7.00 from last week. Thursday the market remained untested. Today, bids are sitting at \$122.00 live in the south and \$123.00-\$124.00 live plus \$196.00-\$200.00 dressed in the north. Asking prices are sitting at \$128.00 plus live in the south and \$205.00 plus dressed in the north. At this point it appears that both sides are holding firm which could delay business until late this afternoon or into the evening.