



Weekly Market Information Report for the week ending Wednesday, April 12, 2017

The following information is collected from various sources and disseminated by Beef Farmers of Ontario.

ONTARIO DIRECT TO PACKER RAILGRADE CATTLE TRADE

Prices are on a carcass weight basis before grade and weight discounts. Weekly Range:

A Grade Steers	266.00-271.00
A Grade Heifers	265.00-270.00

ONTARIO LIVE CATTLE TRADE-(volumes are lighter due to the Good Friday Holiday)

Ontario auction sales this week saw weighted average price ranges for:

FED CATTLE	Volume	Price Range	Average	Top	Last Week Avg
Large Frame Steers +1250	42	147.19-157.74	152.38	164.75	157.21
Medium Frame Steers +1250	44	142.23-155.08	148.71	171.00	148.31
Large & Medium Frame Steers +1250	86	146.19-158.16	152.10	171.00	155.80
Large Frame Heifers +1000	135	147.26-160.74	156.38	174.00	148.85
Medium Frame Heifers +1000	94	139.64-156.08	150.25	164.00	154.14
Large & Medium Frame Heifers +1000	228	140.34-160.16	154.23	174.00	151.44
Cows - All Weights	1,492	66.27-90.89	78.05	139.97	77.84
Bulls - All Weights	80	104.30-126.39	114.99	198.99	108.60

STOCKERS - Large and Medium Frame

STEERS	Volume	Price Range	Average	Top	Last Week Avg
1000+	685	160.56-173.29	164.18	174.50	162.32
900-999	330	159.42-186.75	166.61	193.00	168.18
800-899	244	164.70-187.29	178.48	195.50	175.29
700-799	351	176.46-208.74	193.05	221.00	182.15
600-699	200	156.43-213.50	188.93	247.50	194.92
500-599	137	165.08-215.67	193.90	242.50	204.49
400-499	73	175.12-229.74	207.23	270.00	197.34
-399	21	130.47-220.64	186.15	400.00	181.40

HEIFERS	Volume	Price Range	Average	Top	Last Week Avg
+900	201	143.43-155.45	150.05	161.75	151.03
800-899	159	138.63-169.09	153.20	173.00	154.85
700-799	246	144.20-175.81	164.46	206.99	158.87
600-699	228	149.80-187.39	170.34	194.00	164.13
500-599	174	156.53-193.76	178.94	202.00	177.58
400-499	66	148.46-209.93	174.75	227.00	174.63
300-399	24	153.50-198.83	174.34	222.00	184.22
-299	2	178.75	178.75	205.00	181.67

At Kawartha Lakes Community Sale Barn, April 8, 2017 – 1 Fed cattle, 97 Cows, 5 Bulls, 22 Stockers & 27 Veal

	Price Range	Avg.	Top
Cows	67.00-94.00	76.48	117.00
Bulls over 1600 lbs	100.50-115.50	107.21	115.50
Veal 600 lbs+	88.00-96.00	90.71	96.00
Veal under 125 lbs	117.50-430.00	227.65	430.00

Denfield Livestock Exchange Inc., April 11, 2017: 289 Fed Cattle, 13 Veal, 6 Bulls, 96 Cows & 83 Drop Calves

	Price Range	Top		Price Range	Top
Choice steers	160.00-165.00	165.75	Good beef cows	90.00-100.00	
Good steers	153.00-158.00		Good Holstein cows	80.00-90.00	
Choice heifers	160.00-165.00	174.00	D1 & D2 Cows	70.00-80.00	
Good heifers	153.00-158.00		D3 & D4 Cows	60.00-70.00	
Good Holstein veal	105.00-116.50		Choice drop calves	\$225.00-\$300.00/hd	\$500.00/hd
Plain & heavy veal	95.00-105.00		Good drop calves	\$150.00-\$225.00/hd	
Good beef bulls	98.00-127.50		Plain & Newborns	\$75.00-\$150.00/hd	

At Renfrew Pontiac Livestock Ltd.: April 11, 2017 – 12 Replacement Calves, 72 Cows & 7 Bulls

	Price Range	Top
Replacement Calves	140.00-190.00	340.00
Cows D1 & D2	92.00-101.00	111.00
Cows D3	80.00-91.00	
Cows D4	72.00-79.00	
Bulls	102.00-109.00	123.00

At Aylmer Stockyards Inc.: April 5, 2017 – 34 Veal, 113 Cows, 11 Fed Cattle, 4 bulls, 21 Stockers, 74 Drop Calves

	Price Range	Avg.	Top
Fed heifers, dairy & dairy cross	77.00-119.99	103.89	119.99
Cows	56.99-95.49	80.80	95.49
Veal over 600 lbs	76.00-152.49	111.29	152.49
Drop Calves	\$80.00-\$345.00/hd	\$210.72/hd	

ONTARIO STOCKER & FEEDER TRADE

Stocker sale at **Brussels Livestock: April 7, 2017 – 1,306 Stockers**

Steers	Price Range	Average	Top	Heifers	Price Range	Average	Top
1000+ lbs	153.00-167.50	162.48	167.50	900+ lbs	147.00-157.75	153.20	161.75
900-999	164.50-176.50	170.97	176.50	800-899	137.00-173.00	153.89	173.00
800-899	158.00-185.00	175.15	189.00	700-799	148.00-175.75	165.47	175.75
700-799	170.00-205.50	185.25	205.50	600-699	152.00-194.00	176.67	194.00
600-699	157.00-211.75	189.53	219.00	500-599	171.00-200.00	187.43	202.00
500-599	172.00-217.00	195.45	227.00	400-499	157.00-227.00	179.10	227.00
400-499	187.00-228.00	208.65	228.00	300-399	170.00-222.00	190.25	222.00
399-	160.00-220.00	194.33	220.00				

Stocker sale at: **Community Livestock Exchange: April 11, 2017 – 185 Stockers**

Steers	Price Range	Average	Top	Heifers	Price Range	Average	Top
800-899	98.99-160.00	138.50	160.00	700-799	125.00-206.99	160.20	206.99
700-799	100.00-187.99	166.90	187.99	600-699	147.50-177.00	164.50	177.00
600-699	93.00-185.00	143.59	185.00	500-599	132.00-190.99	154.69	190.99
500-599	93.99-207.50	169.19	227.99	400-499	127.49-200.00	175.69	200.00
400-499	112.50-220.00	184.69	220.00				

Stocker sale at: **Keady Livestock Market: April 11, 2017 – 613** Stockers

Steers	Price Range	Average	Top	Heifers	Price Range	Average	Top
1000+	170.00-68 hd			900+	125.00-148.00	140.88	148.00
900-999	155.00-173.50	158.70	173.50	800-899	160.50-164.00	162.39	164.00
800-899	176.50-195.50	187.08	195.50	700-799	168.50-182.00	175.56	182.00
700-799	202.00-221.00	210.86	221.00	600-699	161.00-190.00	172.99	191.00
600-699	204.00-247.50	219.95	247.50	500-599	147.50-201.00	180.98	201.00
500-599	210.00-242.50	225.39	242.50	400-499	147.50-216.00	182.43	216.00
400-499	225.00-270.00	250.31	270.00	300-399	140.00-182.50	170.00	182.50

Stocker sale at: **Renfrew Pontiac Livestock: April 11, 2017 – 132** Stockers

Steers	Price Range	Average	Top	Heifers	Price Range	Average	Top
700-799	110.00-185.00	167.30	185.00	700-799	100.00-164.99	154.60	164.99
600-699	130.00-214.50	191.30	214.50	600-699	100.00-169.99	148.740	169.99
500-599	210.00-220.00	216.40	220.00	500-599	132.49-187.00	174.19	187.00

Stocker sale at **Ontario Livestock Exchange: April 12, 2017 – 827** Stockers

Steers	Price Range	Average	Top	Heifers	Price Range	Average	Top
1000+	160.50-174.50	163.93	174.50	800-899			
900-999	159.00-193.00	166.49	193.00				
800-899	179.00-188.00	184.55	188.00				

QUEBEC ELECTRONIC AUCTION MARKET (F.O.B. THE FEEDLOT)

	Price	Change from Last Week
On Thursday, April 12, 2017	260.00-266.50	+1.21

ALBERTA DIRECT TRADE

Week Ending Thursday, April 12, 2017

Steers	Live	N/T	Flat rail	286.50-287.00
Heifers	Live	N/T	Flat rail	N/T

U.S. TRADE (U.S. funds)

Week Ending Thursday, April 12, 2017

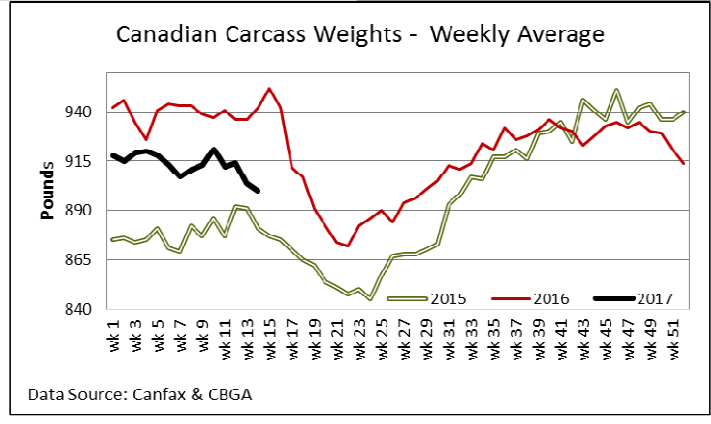
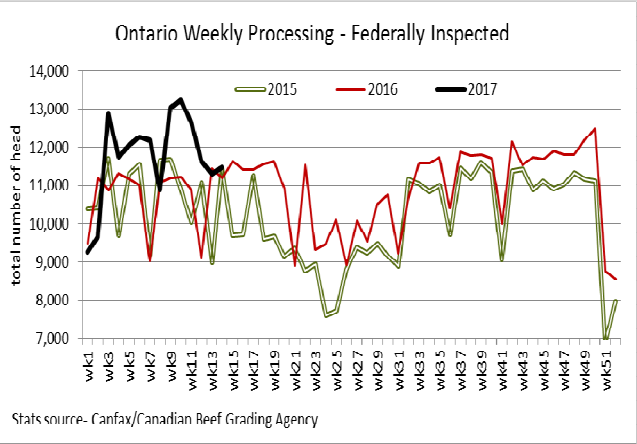
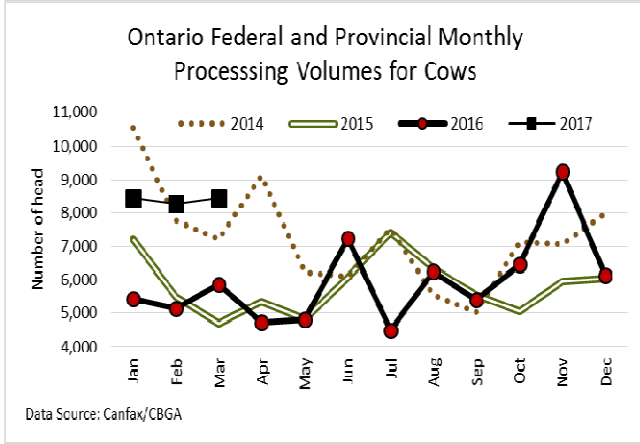
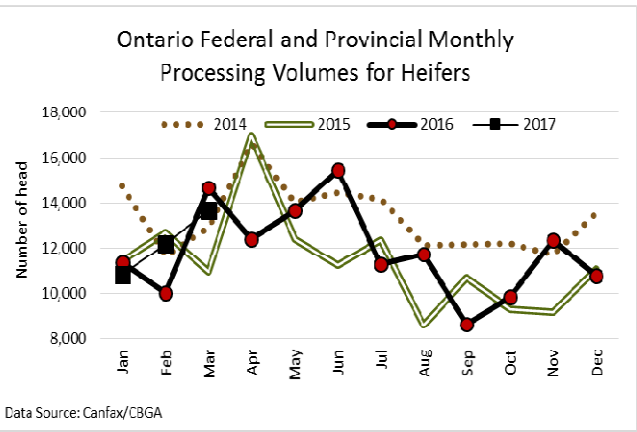
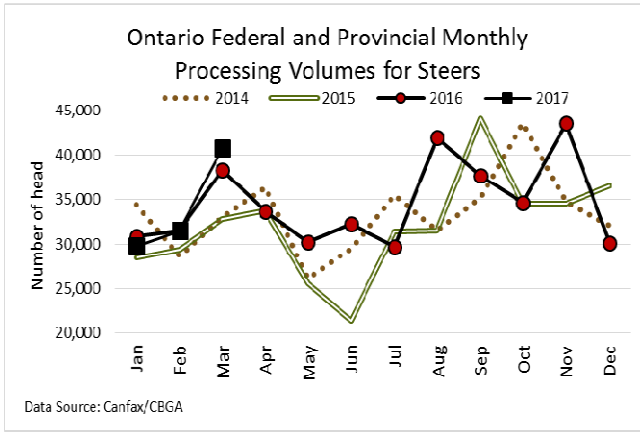
Choice and Select Steers and Heifers:	Live	126.00-128.00
	Rail	205.00-207.00

LIVE CATTLE EXPORTS-ONTARIO

	Week ending Mar. 25, 2017	Week ending Mar. 18, 2017	Year to Date
Total live slaughter cattle exported from Ontario to the U.S.	2,899	2,095	33,300
Steers & Heifers	690	782	6,585
Cows	1,706	1,168	20,634
Bulls	503	145	6,081

FEDERALLY INSPECTED CANADIAN PROCESSING

	Week Ending April 8, 2017	# of hd change from week ago	YTD	% Change (Week Ago)	% Change (Year Ago)
Grand Total	51,798	-1,797	695,938	-3%	+7%
Western Slaughter	39,506	-1,973	521,012	-5%	+6%
Eastern Slaughter	12,292	+176	174,926	+1%	+10%



AVERAGE CARCASS WEIGHTS – CANADA

	Steers	Heifers
April 8, 2017	900	842
April 1, 2017	904	835
April 9, 2016	942	862

USDA ESTIMATED CATTLE PROCESSING VOLUME

	Week Ending	Previous Week	Year Ago
	April 15, 2017		
Grand Total	N/A	N/A	N/A

CANADIAN BOXED BEEF CUT-OUT VALUES

Week Ending	AAA	AA
March 24, 2017	2.7883	2.7534
March 17, 2017	2.7709	2.6827
March 10, 2017	2.6850	2.6546

U.S. BOXED BEEF CUT-OUT VALUES (U.S. Funds)

	Choice 600-900	Select 600-699
Current five day average	208.52	198.52

LIVE CATTLE – CANADA

IMPORTS		<i>Import % change from 2016 YTD</i>	EXPORTS		<i>Export % change from 2016 YTD</i>
	<i>Jan 1- Feb 28</i>			<i>Jan 1-Apr 1</i>	
Pure bred	705	+57%	Slaughter steers & heifers	81,705	-2%
Non-pure bred	9,146	+166%	Feeder steers & heifers	42,435	-31%
			Cows & Bulls	49,243	-29%

BEEF EXPORTS – CANADA

United States		<i>Change from last year YTD</i>	Mexico		<i>Change from last year YTD</i>
	<i>Jan 1 – Feb 28</i>			<i>Jan 1 – Feb 28</i>	
Total	35,087 tonnes	-12% or -4,608 tonnes		2,248 tonnes	+8% or +157 tonnes

BEEF PRODUCTION – CANADA

	<i>Jan 1 – Apr 8</i>	<i>Last Year Same Time</i>	<i>% Change</i>	<i>Change in tonnes YTD</i>
Fed	222,625 tonnes	217,800 tonnes	+2%	+4,825
Non-fed	47,251 tonnes	43,901 tonnes	+8%	+3,350

BEEF IMPORTS – CANADA

	<i>Jan 1 – Apr 8</i>	<i>Last Year Same Time</i>	<i>% Change</i>	<i>Change in tonnes YTD</i>
United States	34,325 tonnes	30,315 tonnes	+12%	+9,038 tonnes
Non-NAFTA	13,989 tonnes	25,287 tonnes	-45%	-11,298 tonnes
Total	50,306 tonnes	57,882 tonnes	-13%	-7,576 tonnes

CHICAGO MERCANTILE EXCHANGE

Closing quotes on futures today were as follows:

Live Cattle		Feeder Cattle		Corn		Soybeans		Canadian \$	
\$/cwt US		\$/cwt US		\$/bu US	¢/bu	\$/bu US	¢/bu		
Apr	125.37 +1.17	Apr	137.80 +0.30	May	3.710 +2.0	May	9.554 +7.6	Spot	75.11 +0.03
Jun	114.70 +0.35	May	138.40 +0.57	Jul	3.780 +2.0	Jul	9.662 +7.4	Apr	75.26 +0.18
Aug	110.80 +0.42	Aug	140.27 +0.32	Sep	3.844 +1.6	Aug	9.680 +7.2	May	75.29 +0.18
Oct	110.32 +0.47	Sep	140.55 +0.20	Dec	3.944 +2.0	Sep	9.644 +7.0	Jun	75.32 +0.18
Dec	111.22 +0.47	Oct	139.62 +0.20	Mar	4.034 +2.4	Nov	9.616 +6.2	Sep	75.35 +0.18
Feb	111.15 +0.35	Nov	138.02 +0.27	May	4.092 +2.4	Jan	9.680 +6.6	Dec	75.43 +0.18

Beef Farmers of Ontario, 130 Malcolm Road, Guelph, ON N1K 1B1 Phone: (519) 824-0334 Fax: (519) 824-1930 or email: markets@ontariobeef.com

ONTARIO STOCKER & FEEDER TRADE UPCOMING SPECIAL SALES

19-Apr	11:00 am	Kawartha Lakes Community Sale Barn	Spring Stocker Sale!
19-Apr		Aylmer Stockyards Inc	Special Stocker Sale! (after regular sale)
21-Apr	5:00 pm	Keady Livestock Market	Bred Cow/Heifer & Cow/Calf Pair Sale!
22-Apr	8:30 am	Rainy River Cattlemen's Sale	Stockers, Cull Cows, Bulls, etc!
22-Apr	11:00 am	Denfield Livestock Exchange	Stockers and Bred Cow, Cow/Calf Pair Sale!
25-Apr	11:00 am	Ontario Stockyards Inc	Spring All Vaccinated Stocker Sale!
26-Apr	2:00 pm	Vankleek Hill Livestock Exchange	Spring Stocker Sale!
28-Apr	9:00 am	Keady Livestock Market	Spring Stocker & Feeder Sale-Vacc & Non-Vaccinated!

For the full **2017 Spring Stocker listing**, click here: <http://www.ontariobeef.com/markets/spring-stocker-sales.aspx>

Comments for the week ending April 12, 2017

Please note that volumes this week are lighter due to the Good Friday holiday, which resulted in only six days of data as opposed to the usual seven days. 314 fed steers and heifers sold through auction markets this week down 154 head from last week, and 172 less than the same time last year. Fed steers sold from \$146.19-\$158.16 averaging \$152.10 down \$3.70 from last week BUT \$1.61 stronger than the same week last year. Heifers sold from \$140.34-\$160.16 averaging \$154.23 up \$2.79 from last week and \$4.56 higher than last year at this time. This week is the first time since the week ending October 8, 2015 that prices for the week averaged higher than one year ago. Auction markets reported trade as steady to \$1.00-\$2.00 higher in some areas, but ended the week with just the good quality cattle trading mostly steady.

The Ontario railgrade prices this week had lost a couple of dollars off the bottom end of the range the previous Friday, but prices improved on Monday and held steady the remainder of the week. Steers started out at \$266.00-\$271.00 dressed, to \$268.00-\$271.00 on Monday and held steady, while heifers started out at \$265.00-\$270.00 dressed the previous Friday, to \$267.00-\$270.00 on Monday, also holding steady. This week's average prices were down \$1.00 from last week and just \$2.50 below last year at this time.

There were 1,492 cull cows sold through auction markets this week down 732 head from last week and 945 less than last year at this time. Cull cows sold from \$66.27-\$90.89 averaging \$78.05 up \$0.21 from last week and \$6.33 below year ago prices. Auction markets early week, reported active trading with prices steady to \$1.00 higher on good demand. The remainder of the week the market was fully steady.

Lighter receipts of just 3,141 stocker and feeder cattle sold through auction markets this week down 3,000 head from last week and 2,205 less than the same week last year. Auction markets reported light weight grass types as steady to \$2.00-\$3.00 higher with heavier weights steady on the good quality while fleshier types and medium quality sold under pressure. Plainer cattle were down \$2.00-\$5.00 in spots. Actual average prices for this week saw steers 400-500 lbs average \$9.89 higher than last week, steers 500-600 lbs were down \$10.59, 600-700 lbs down \$5.99, 700-800 lbs up \$10.90, 800-900 lbs up \$3.19, 900-1000 lbs down \$1.57 and steers over 1000 lbs averaged \$1.86 higher than last week on average. Heifers between 300-400 lbs were down \$9.88 from last week on average, heifers 400-500 lbs were up \$0.12, 500-600 lbs up \$1.36, 600-700 lbs up \$6.21, 700-800 lbs up \$5.59, 800-900 lbs down \$1.65 and heifers 900 lbs plus averaged \$0.98 below last week's weighted average prices.

The Quebec electronic market on Wednesday ranged from \$260.00-\$266.50 dressed, up \$1.21 from last week on average.

Alberta direct trade was light this week with Canfax reporting dressed steers from \$286.50-\$287.00 dressed, up \$1.99 from last week on average.

The US cash cattle trade for the week ending April 6th, reported by the USDA Mandatory Price report, ranged from \$120.00-\$126.00 live mid-week to \$122.00-\$127.00 on Friday afternoon. Overall steers this week averaged \$124.33 live, down \$3.05 on average, while heifers were \$125.38 down \$2.27 from the previous week on average. On the rail mid-week sales ranged from \$194.00-\$200.00 dressed but on Friday the market was from \$196.00-\$200.00 dressed, with steers averaging \$198.01 down \$7.00 and heifers \$199.01 down \$6.80. This week, at the Fed Cattle Exchange online auction, there were 5,245 head on offer with just one lot of 120 head sold at \$126.00 live. Sellers were pricing cattle this week from \$125.00-\$130.00 on a live basis but packers resisted, resulting in the cattle being passed. On the cash market a couple of sales in the south were noted at \$126.00, up \$2.00 from last week, but not enough to establish a market. At time of reporting Thursday afternoon, moderate trade has developed in all feeding states. Business in the south is at \$128.00 live up a full \$2.00, while deals in the north are up \$6.00-\$7.00 from \$205.00-\$207.00 dressed.