



## Weekly Market Information Report for the week ending Thursday, April 20, 2017

The following information is collected from various sources and disseminated by Beef Farmers of Ontario.

### ONTARIO DIRECT TO PACKER RAILGRADE CATTLE TRADE

Prices are on a carcass weight basis before grade and weight discounts. Weekly Range:

<b>A Grade Steers</b>	268.00-271.00
<b>A Grade Heifers</b>	267.00-270.00

### ONTARIO LIVE CATTLE TRADE

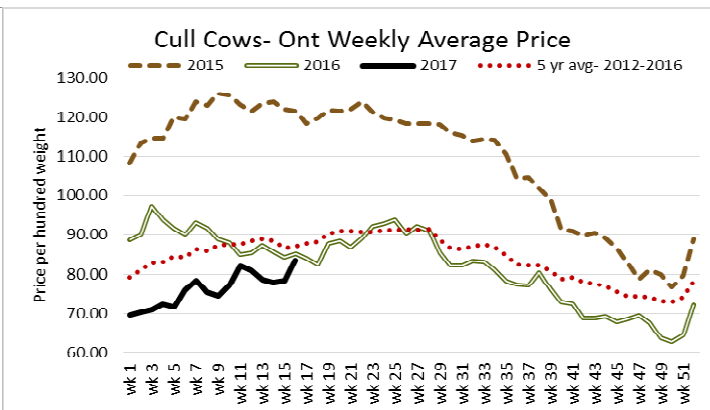
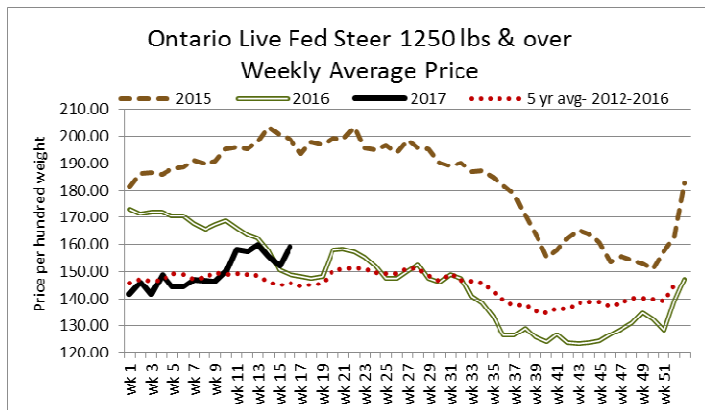
Ontario auction sales this week saw weighted average price ranges for:

FED CATTLE	Volume	Price Range	Average	Top	Last Week Avg
Large Frame Steers +1250	96	152.81-167.01	160.03	176.00	152.38
Medium Frame Steers +1250	147	154.24-162.22	158.87	170.00	148.71
Large & Medium Frame Steers +1250	243	153.01-164.49	159.35	176.00	152.10
Large Frame Heifers +1000	137	149.85-164.57	158.09	190.50	156.38
Medium Frame Heifers +1000	116	139.59-159.02	151.01	173.00	150.25
Large & Medium Frame Heifers +1000	253	142.93-163.12	154.67	190.50	154.23
Cows - All Weights	1,909	73.71-95.29	83.45	142.00	78.05
Bulls - All Weights	119	108.56-126.17	117.05	170.99	114.99

### STOCKERS - Large and Medium Frame

STEERS	Volume	Price Range	Average	Top	Last Week Avg
1000+	865	151.69-173.82	157.72	181.00	164.18
900-999	316	160.59-173.18	166.26	185.00	166.61
800-899	400	162.52-185.15	176.45	193.50	178.48
700-799	608	166.89-199.23	188.34	227.00	193.05
600-699	566	183.93-218.82	206.80	236.00	188.93
500-599	301	176.94-230.42	208.35	242.00	193.90
400-499	166	173.38-232.40	210.42	253.00	207.23
-399	33	173.59-237.20	214.20	266.00	186.15

HEIFERS	Volume	Price Range	Average	Top	Last Week Avg
+900	259	131.67-150.04	142.33	161.50	150.05
800-899	169	143.32-158.73	152.68	170.00	153.20
700-799	409	152.67-181.39	169.17	195.00	164.46
600-699	477	153.51-191.70	174.94	207.00	170.34
500-599	355	155.75-197.44	178.13	222.00	178.94
400-499	199	166.74-209.37	191.70	230.00	174.75
300-399	46	167.88-201.25	182.44	235.00	174.34
-299	-	-	-	-	178.75



At **Kawartha Lakes Community Sale Barn, April 15, 2017** – 4 Fed cattle, 54 Cows, 7 Bulls, 33 Stockers & 46 Veal

	Price Range	Avg.	Top
Cows	72.00-94.00	79.54	108.00
Veal 600 lbs+	89.00-110.00	100.42	110.00
Veal under 125 lbs	142.50-175.00	172.05	450.00

**Denfield Livestock Exchange Inc., April 18, 2017:** 258 Fed Cattle, 40 Veal, 6 Bulls, 67 Cows & 88 Drop Calves

	Price Range	Top		Price Range	Top
Choice steers	160.00-165.00		Good beef cows	90.00-100.00	
Good steers	155.00-160.00		Good Holstein cows	80.00-90.00	
Choice heifers	160.00-165.00	171.25	D1 & D2 Cows	70.00-80.00	
Good heifers	155.00-160.00		D3 & D4 Cows	60.00-70.00	
Good Holstein veal	105.00-115.00	124.50	Choice drop calves	\$225.00-\$300.00/hd	\$470.00/hd
Plain & heavy veal	95.00-105.00		Good drop calves	\$150.00-\$225.00/hd	
Good beef bulls	112.00-123.50		Plain & Newborns	\$75.00-\$150.00/hd	

At **Renfrew Pontiac Livestock Ltd.: April 18, 2017** – 15 Replacement Calves, 122 Cows (62 Bred) & 11 Bulls

	Price Range	Top
Replacement Calves	150.00-220.00	310.00
Cows D1 & D2	92.00-101.00	113.00
Cows D3	80.00-91.00	
Cows D4	72.00-79.00	
Bulls	104.00-112.00	128.00

At **Aylmer Stockyards Inc.: April 19, 2017** – 73 Veal, 150 Cows, 28 Fed Cattle, 7 bulls, 96 Drop Calves

	Price Range	Avg.	Top
Fed steers, lg & med frame 1250 lbs +	153.00-157.49	155.49	157.49
Fed heifers, lg & med frame 1100 lbs +	119.99-157.00	147.59	157.00
Fed heifers, dairy & dairy cross	91.00-125.00	109.00	125.00
Cows	66.00-110.00	84.19	110.00
Veal over 600 lbs	70.99-148.99	110.00	159.00
Drop Calves	\$10.00-\$330.00/hd	\$136.14/hd	

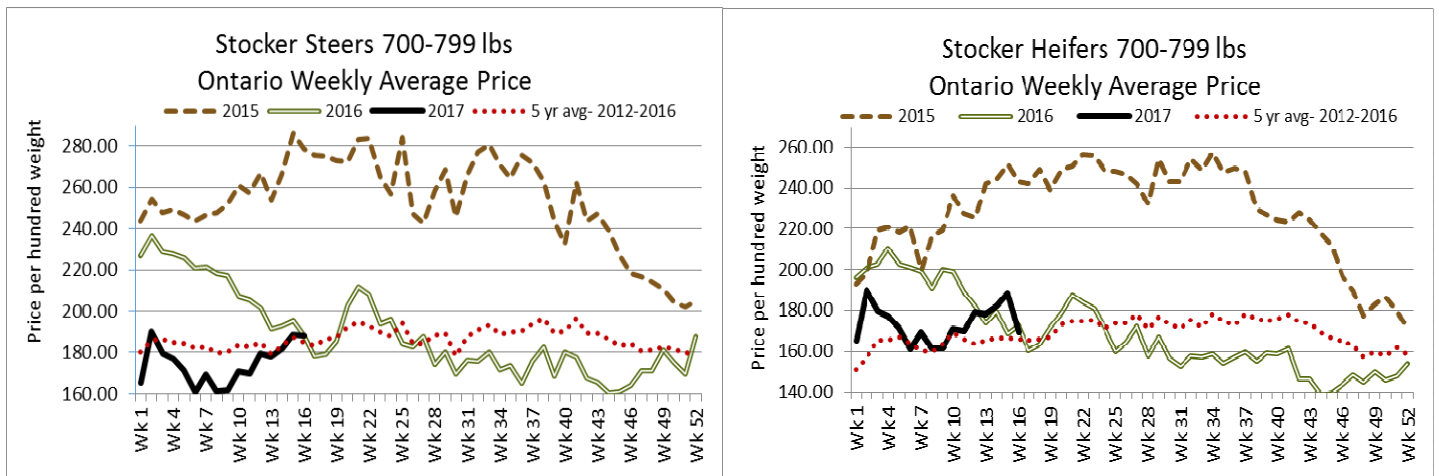
### ONTARIO STOCKER & FEEDER TRADE

Stocker sale at **Ontario Livestock Exchange: April 13, 2017** – 349 Stockers

Steers	Price Range	Average	Top	Heifers	Price Range	Average	Top
800-899	145.00-162.00	157.25	162.00	800-899	135.00-157.50	146.75	165.00
700-799	142.50-209.00	185.84	209.00	700-799	137.00-170.00	149.35	170.00
600-699	170.00-216.00	193.11	216.00	600-699	140.00-169.00	155.44	169.00
500-599	170.00-210.00	189.54	216.00	500-599	142.50-192.50	160.11	201.00
400-499	200.00-225.00	216.55	225.00	400-499	130.00-170.00	149.09	181.00
399-	172.50-175.00	174.50	175.00				

Stocker sale at **Ontario Stockyards Inc: April 13, 2017** – 605 Stockers

Steers	Price Range	Average	Top	Heifers	Price Range	Average	Top
1000+ lbs	121.00-155.50	148.56	155.50	900+ lbs	75.00-122.50	101.64	149.00
900-999	154.00-182.00	169.56	182.00	800-899	140.00-154.50	147.18	164.00
800-899	147.50-182.00	166.06	182.00	700-799	140.00-169.00	156.13	180.00
700-799	160.00-194.50	179.24	204.00	600-699	146.00-193.00	171.78	193.00
600-699	176.00-217.00	198.15	229.00	500-599	160.00-207.00	183.24	207.00
500-599	205.00-219.00	214.19	228.00	400-499	180.00-202.50	192.52	215.00
400-499	210.00-231.00	226.72	231.00				
399-	190.00-195.00	192.38	208.00				



Stocker sale at **Brussels Livestock: April 15, 2017 – 1,027** Stockers

Steers	Price Range	Average	Top	Heifers	Price Range	Average	Top
<b>1000+ lbs</b>	159.75-168.25	165.01	168.25	<b>900+ lbs</b>	147.00-157.75	153.58	159.25
<b>900-999</b>	159.00-169.00	164.69	171.00	<b>800-899</b>	152.00-164.00	156.51	165.00
<b>800-899</b>	157.00-187.00	173.15	187.00	<b>700-799</b>	150.00-172.00	165.71	182.00
<b>700-799</b>	173.45-199.50	188.31	199.50	<b>600-699</b>	164.00-198.00	183.81	198.00
<b>600-699</b>	190.00-219.00	209.29	224.00	<b>500-599</b>	164.00-185.00	174.29	197.00
<b>500-599</b>	215.00-235.00	222.99	235.00	<b>400-499</b>	168.00-210.00	196.68	230.00
<b>400-499</b>	135.00-232.00	195.33	240.00				

Stocker sale at: **Community Livestock Exchange: April 18, 2017 – 152** Stockers

Steers	Price Range	Average	Top	Heifers	Price Range	Average	Top
<b>600-699</b>	113.99-207.50	164.90	207.50	<b>600-699</b>	125.00-192.99	163.39	192.99
<b>500-599</b>	155.00-235.99	202.89	235.99	<b>500-599</b>	119.99-208.99	176.20	208.99
<b>400-499</b>	123.99-232.50	208.49	232.50	<b>400-499</b>	125.00-218.99	192.59	218.99

Stocker sale at: **Keady Livestock Market: April 18, 2017 – 785** Stockers

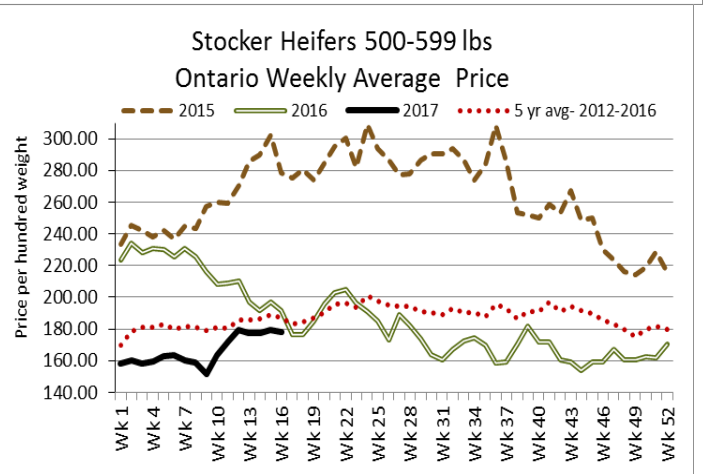
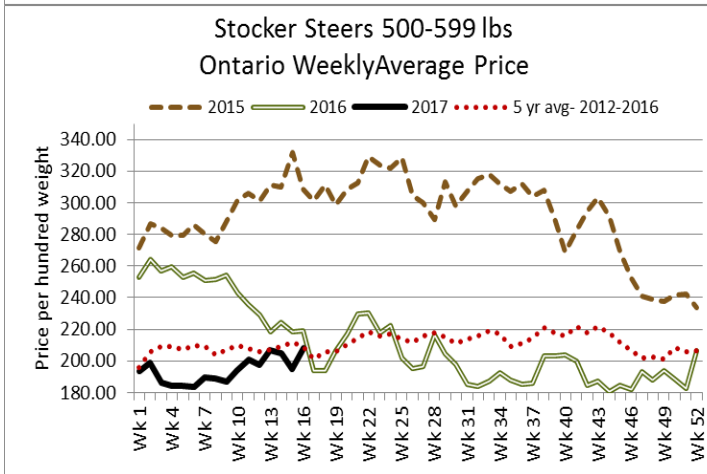
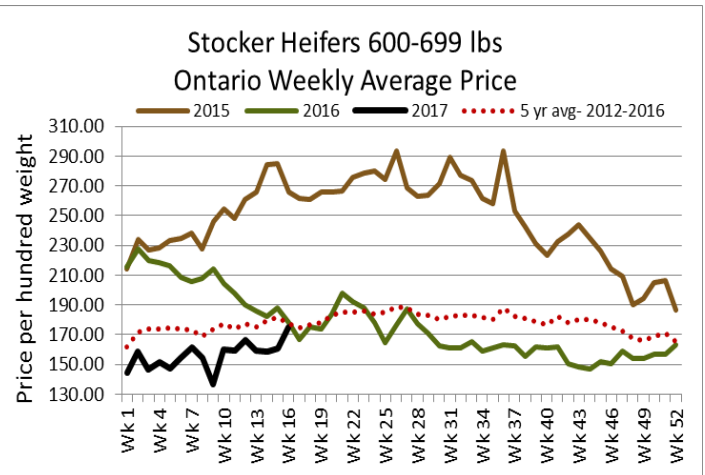
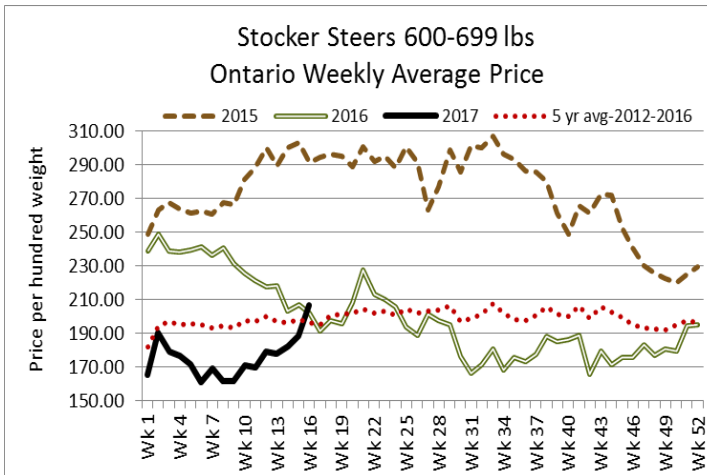
Steers	Price Range	Average	Top	Heifers	Price Range	Average	Top
<b>900-999</b>	178.75-182.00	180.23	182.00	<b>900+</b>	115.00-161.50	141.25	161.50
<b>800-899</b>	177.50-190.00	185.37	193.50	<b>800-899</b>	145.00-166.00	164.06	166.00
<b>700-799</b>	185.00-216.00	203.14	227.00	<b>700-799</b>	164.00-195.00	183.73	195.00
<b>600-699</b>	212.50-236.00	228.01	236.00	<b>600-699</b>	169.00-194.00	185.27	194.00
<b>500-599</b>	210.00-242.00	230.55	242.00	<b>500-599</b>	140.00-199.00	174.30	199.00
<b>400-499</b>	175.00-197.50	180.26	212.50	<b>400-499</b>	167.50-202.00	181.40	212.50
<b>399-</b>	200.00-215.00	207.50	215.00	<b>300-399</b>	172.50-195.00	174.86	200.00

Stocker sale at: **Renfrew Pontiac Livestock: April 18, 2017 – 223** Stockers

Steers	Price Range	Average	Top	Heifers	Price Range	Average	Top
<b>700-799</b>	139.99-187.99	178.80	187.99	<b>700-799</b>	139.99-168.99	161.49	168.99
<b>600-699</b>	173.99-218.00	206.59	218.00	<b>600-699</b>	138.99-183.00	164.10	183.00
<b>500-599</b>	170.99-235.00	213.79	235.00	<b>500-599</b>	151.00-190.99	177.80	190.99
<b>400-499</b>	193.99-229.99	220.00	229.99	<b>400-499</b>	167.50-208.99	191.19	208.99

Stocker sale at **Ontario Livestock Exchange: April 19, 2017 – 720** Stockers

Steers	Price Range	Average	Top	Heifers	Price Range	Average	Top
<b>1000+</b>	154.50-181.00	159.64	181.00	<b>900+</b>	153.50		
<b>900-999</b>	159.50-172.00	163.42	172.00	<b>700-799</b>	149.00-166.00	154.67	166.00
<b>800-899</b>	161.00-178.00	170.95	178.00				
<b>700-799</b>	170.00-175.00	172.11	175.00				



Stocker sale at: **Ontario Livestock Exchange, April 20, 2017 – 224 Stockers**

Steers	Price Range	Average	Top	Heifers	Price Range	Average	Top
700-799	150.00-181.00	167.26	193.00	900+	87.50-117.50	108.39	147.00
600-699	147.50-190.00	166.58	198.00	800-899	122.00-143.00	134.30	146.00
500-599	115.00-217.00	174.55	217.00	700-799	135.00-152.00	148.10	152.00
				600-699	120.00-165.00	139.28	170.00
				400-499	110.00-177.50	160.31	177.50

Stocker sale at: **Ontario Stockyards Inc., April 20, 2017 – 1,063 Stockers**

Steers	Price Range	Average	Top	Heifers	Price Range	Average	Top
1000+	100.00-145.00	119.78	159.50	900+	92.00-129.50	110.08	148.50
900-999	147.25-166.50	155.97	166.50	800-899	139.00-155.00	147.37	160.00
800-899	153.00-187.00	174.35	187.00	700-799	144.00-179.00	159.22	182.00
700-799	156.00-200.00	181.36	213.50	600-699	151.00-191.25	171.06	205.00
600-699	190.00-216.50	205.95	227.50	500-599	155.00-195.00	176.86	217.00
500-599	180.00-240.00	218.04	242.00	400-499	180.00-219.00	198.70	219.00
400-499	190.00-253.00	233.70	253.00	300-399	157.50-212.50	186.78	212.50
399-	187.50-239.00	230.04	239.00				

Stocker sale at: **Ottawa Livestock Exchange, April 20, 2017 – 154 Stockers**

Steers	Price Range	Average	Top	Heifers	Price Range	Average	Top
700-799	147.00-179.00	166.56	179.00	700-799	139.00-157.00	148.31	162.00
600-699	111.00-197.00	169.77	197.00	600-699	139.00-165.00	152.29	175.00
500-599	136.00-200.00	176.77	218.00	500-599	124.00-169.00	152.52	190.00
400-499	160.00-240.00	197.86	240.00				
399-	102.00-266.00	191.00	266.00				

**ONTARIO STOCKER & FEEDER TRADE SPECIAL SPRING SALE**

Stocker sale at **Aylmer Stockyards Inc: April 19, 2017 – 90** Stockers

<b>Steers</b>	<b>Price Range</b>	<b>Average</b>	<b>Top</b>	<b>Heifers</b>	<b>Price Range</b>	<b>Average</b>	<b>Top</b>
<b>700-799</b>	133.00-185.00	164.59	185.00	<b>600-699</b>	144.99-195.99	179.60	195.99
<b>600-699</b>	118.99-189.99	169.19	189.99				
<b>400-499</b>	165.99-208.00	191.39	208.00				

Stockers sold on a steady market.

Stocker sale at **Kawartha Lakes Community Sale Barn, April 19, 2017- 722** Stockers

<b>Steers</b>	<b>Price Range</b>	<b>Average</b>	<b>Top</b>	<b>Heifers</b>	<b>Price Range</b>	<b>Average</b>	<b>Top</b>
<b>900-999</b>	174.00-185.00	179.37	185.00	<b>800-899</b>	169.00-170.00	169.18	170.00
<b>800-899</b>	168.00-189.50	182.46	189.50	<b>700-799</b>	164.00-192.00	178.43	192.00
<b>700-799</b>	172.50-200.00	199.93	219.00	<b>600-699</b>	160.00-207.00	188.64	207.00
<b>600-699</b>	180.00-226.00	214.55	226.00	<b>500-599</b>	182.50-222.00	196.80	222.00
<b>500-599</b>	165.00-225.00	195.67	225.00	<b>400-499</b>	185.00-226.00	210.12	226.00
<b>400-499</b>	195.00-249.00	228.78	249.00				

A good quality offering of stockers sold actively at higher prices, with grass types selling at a premium.

**QUEBEC ELECTRONIC AUCTION MARKET (F.O.B. THE FEEDLOT)**

	<b>Price</b>	<b>Change from Last Week</b>
On Thursday, April 20, 2017	267.50-268.50	+1.79

**ALBERTA DIRECT TRADE**

Week Ending Thursday, April 20, 2017

<b>Steers</b>	Live	N/T	Flat rail	286.50-296.50
<b>Heifers</b>	Live	N/T	Flat rail	286.50-293.50

**U.S. TRADE (U.S. funds)**

Week Ending Thursday, April 20, 2017

<b>Choice and Select Steers and Heifers:</b>	Live	126.00-134.50
	Rail	204.00-212.00

**LIVE CATTLE EXPORTS-ONTARIO**

	<b>Week ending Apr. 1, 2017</b>	<b>Week ending Mar. 25, 2017</b>	<b>Year to Date</b>
<b>Total live slaughter cattle</b>	<b>2,984</b>	<b>2,899</b>	<b>36,322</b>
exported from Ontario to the U.S.			
<b>Steers &amp; Heifers</b>	545	690	7,130
<b>Cows</b>	1,907	1,706	22,573
<b>Bulls</b>	532	503	6,619

**USDA ESTIMATED CATTLE PROCESSING VOLUME**

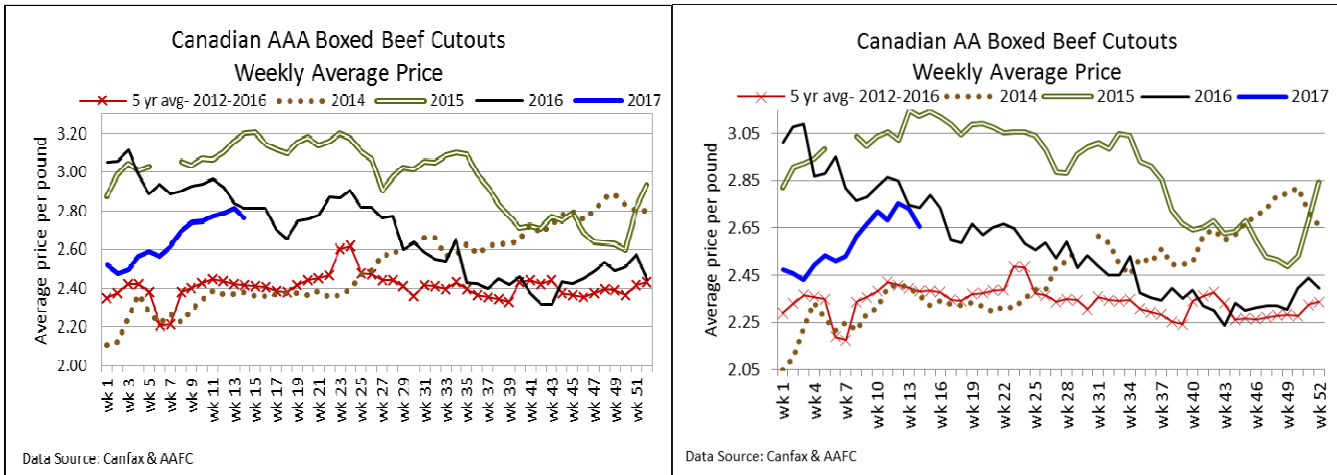
	<b>Week Ending</b>	<b>Previous Week</b>	<b>Year Ago</b>
	<b>April 22 2017</b>		
<b>Grand Total</b>	595,000	590,000	585,000

**FEDERALLY INSPECTED CANADIAN PROCESSING**

	<b>Week Ending</b>	<b># of hd change</b>	<b>YTD</b>	<b>% Change</b>	<b>% Change</b>
	<b>April 16, 2017</b>	<b>from week ago</b>		<b>(Week Ago)</b>	<b>(Year Ago)</b>
<b>Grand Total</b>	43,582	-8,216	739,520	-16%	+6%
<b>Western Slaughter</b>	33,188	-6,318	554,200	-16%	+5%
<b>Eastern Slaughter</b>	10,394	-1,898	185,320	-15%	+8%

## AVERAGE CARCASS WEIGHTS – CANADA

	<b>Steers</b>	<b>Heifers</b>
<b>April 15, 2017</b>	905	831
<b>April 8, 2017</b>	900	842
<b>April 16, 2016</b>	952	894



### CANADIAN BOXED BEEF CUT-OUT VALUES

	<b>AAA</b>	<b>AA</b>
<b>Week Ending April 7, 2017</b>	2.7614	2.6557
<b>Week Ending April 1, 2017</b>	2.8134	2.7292
<b>Week Ending March 24, 2017</b>	2.7883	2.7534

### U.S. BOXED BEEF CUT-OUT VALUES (U.S. Funds)

	<b>Choice 600-900</b>	<b>Select 600-699</b>
<b>Current five day average</b>	214.62	201.61

### LIVE CATTLE – CANADA

<b>IMPORTS</b>		<i>Import % change from 2016 YTD</i>	<b>EXPORTS</b>		<i>Export % change from 2016 YTD</i>
<i>Jan 1- Feb 28</i>			<i>Jan 1-Apr 8</i>		
Pure bred	705	+57%	Slaughter steers & heifers	87,799	-3%
Non-pure bred	9,146	+166%	Feeder steers & heifers	48,516	-33%
			Cows & Bulls	53,683	-28%

### BEEF EXPORTS – CANADA

<b>United States</b>	<i>Change from last year YTD</i>	<b>Mexico</b>	<i>Change from last year YTD</i>	
<i>Jan 1 – Feb 28</i>		<i>Jan 1 – Feb 28</i>		
Total	35,087 tonnes	-12% or -4,608 tonnes	2,248 tonnes	+8% or +157 tonnes

### BEEF PRODUCTION – CANADA

	<i>Jan 1 – Apr 15</i>	<i>Last Year Same Time</i>	<i>% Change</i>
Fed	236,688 tonnes	235,067 tonnes	+1%
Non-fed	50,031 tonnes	46,405 tonnes	+8%

### BEEF IMPORTS – CANADA

	<i>Jan 1 – Apr 15</i>	<i>Last Year Same Time</i>	<i>% Change</i>
United States	36,528 tonnes	32,563 tonnes	+12%
Non-NAFTA	14,591 tonnes	26,609 tonnes	-45%
Total	53,196 tonnes	61,317 tonnes	-13%

## CHICAGO MERCANTILE EXCHANGE

Closing quotes on futures today were as follows:

Live Cattle			Feeder Cattle			Corn		Soybeans		Canadian \$				
\$/cwt US			\$/cwt US			\$/bu US	¢/bu	\$/bu US	¢/bu					
<b>Apr</b>	129.80	+0.17	<b>Apr</b>	138.55	+0.65	<b>May</b>	3.570	-0.6	<b>May</b>	9.510	+4.2	<b>Spot</b>	74.01	-0.21
<b>Jun</b>	116.70	+0.22	<b>May</b>	139.25	-0.50	<b>Jul</b>	3.636	-0.4	<b>Jul</b>	9.606	+4.0	<b>May</b>	74.04	-0.21
<b>Aug</b>	112.77	-0.02	<b>Aug</b>	142.25	-0.20	<b>Sep</b>	3.710	-0.6	<b>Aug</b>	9.620	+3.6	<b>Jun</b>	74.07	-0.21
<b>Oct</b>	111.62	+0.02	<b>Sep</b>	142.32	-0.10	<b>Dec</b>	3.820	-0.4	<b>Sep</b>	9.602	+5.2	<b>Jul</b>	74.10	-0.21
<b>Dec</b>	112.27	+0.10	<b>Oct</b>	141.70	+0.07	<b>Mar</b>	3.916	-0.4	<b>Nov</b>	9.594	+5.6	<b>Sep</b>	74.13	-0.21
<b>Feb</b>	112.40	+0.25	<b>Nov</b>	140.45	+0.42	<b>May</b>	3.976	-0.4	<b>Jan</b>	9.662	+5.2	<b>Dec</b>	74.18	-0.20

Beef Farmers of Ontario, 130 Malcolm Road, Guelph, ON N1K 1B1 Phone: (519) 824-0334 Fax: (519) 824-1930 or email: [markets@ontariobeef.com](mailto:markets@ontariobeef.com)

## OBCFP LICENCE CHANGES

**Licence cancelled by dealers request- retiring:**

Victor Rivait Livestock, 156 County Road 8E, RR 2, Woodslee, On NOR 1V0

## ONTARIO STOCKER & FEEDER TRADE UPCOMING SPECIAL SALES

22-Apr	8:30 am	Rainy River Cattleman's Sale	Stockers, Cull Cows, Bulls, etc!
22-Apr	11:00 am	Denfield Livestock Exchange	Stockers and Bred Cow, Cow/Calf Pair Sale!
25-Apr	11:00 am	Ontario Stockyards Inc	Spring All Vaccinated Stocker Sale!
26-Apr	2:00 pm	Vankleek Hill Livestock Exchange	Spring Stocker Sale!
28-Apr	9:00 am	Keady Livestock Market	Spring Stocker & Feeder Sale-Vacc & Non-Vaccinated!
03-May	11:00 am	Kawartha Lakes Community Sale Barn	Peterborough/Victoria Counties Stocker Sale!
04-May	10:00 am	Warton- Grey Bruce Livestock Sales	Spring Stocker Sale!
05-May	11:00 am	Community Livestock Sales	Quinte Cattleman's Stocker Sale!
06-May	10:00 am	Thessalon- Algoma Co-op Livestock Sale	Spring Stocker Sale!
06-May	11:00 am	Denfield Livestock Exchange	Stockers and Bred Cow, Cow/Calf Pair Sale!

For the full **2017 Spring Stocker listing**, click here: <http://www.ontariobeef.com/markets/spring-stocker-sales.aspx>

## Comments for the week ending April 20, 2017

There were 496 fed steers and heifers sold through auction markets this week up 182 head from last week and 47 less than last year at this time. Fed steers traded from \$153.01-\$164.49 with a weekly weighted average price of \$159.35 up \$7.25 from last week and \$10.32 stronger than year ago prices! Fed heifers were up \$0.44 from last week, with more second cut cattle noted, with sales ranging from \$142.93-\$163.12 averaging \$154.67, with prices \$4.09 stronger than last year at this time. Auction markets reported trade as active with prices steady to strong on good demand, but by mid-week the good quality lots were fully steady to stronger. The week ended on a good demand with prices up \$2.00.

The Ontario railgrade prices were steady to the end of the previous week with steers trading from \$268.00-\$271.00 dressed, while heifers were \$267.00-\$270.00. Prices held steady the entire reporting period with the weekly average price up \$0.25 from last week and \$1.50 higher than last year at this time. This is the first week since October 22, 2015 that the average price is higher than year ago pricing.

The Canadian Boxed Beef Report by Kevin Grier this week noted: "Pricing was mostly lower on the AA/Select trade and steady to lower on the AAA/Choice. Overall the comprehensive boxed cutout was steady to slightly higher last week. No particular cut was under duress except the Butt and the Grinds. Strips saw good demand and were priced accordingly. Pricing struggled in Canada as the Easter focus slowed orders and buyers stopped buying." In Ontario this week, fresh beef features on the front page of ads were aggressive at seven out of nine major retailers.

The cull cow market met a good strong week of trade with 1,909 head sold through auction markets, up 417 from last week and 219 less than the same time last year. Cull cows ranged from \$73.71-\$95.29 averaging \$83.45 up \$5.40 from last week and just \$1.69 below year ago prices. Auction markets reported active trading with prices starting out steady to fully steady. By Tuesday prices were steady to strong and up \$3.00-\$5.00 in spots. By Wednesday prices were at least \$3.00-\$4.00 cwt higher, with the week ending on a good demand with price up \$1.00-\$2.00.

Larger receipts of 5,170 stocker and feeder cattle sold through auction markets this week with the largest volumes in the 500-800 lb weights along with steers over 1000 lbs. There were 2,029 more head on offer this week over last, with 914 more sold than the same week last year. In the next two weeks there are 10 special stocker sales coming up. Auction markets reported trade on the grass type cattle as active and higher, up to \$5.00-\$10.00 stronger with good quality bringing a premium. The heavier cattle started out on a strong demand at steady prices and by Tuesday were up \$2.00-\$3.00. By mid-week the heavier cattle were under pressure with prices steady to down \$2.00-\$3.00 cwt. Actual average prices this week for steers 400-500 lbs were up \$3.19 from last week on average, 500-600 lbs up \$14.45, 600-700 lbs up \$17.87, 700-800 lbs down \$4.71, 800-900 lbs down \$2.03, 900-1000 lbs down \$0.35 and steers over 1000 lbs averaged \$6.46 lower than last week. Heifers 300-400 lbs averaged \$8.10 higher than last week, heifers 400-500 lbs were up \$16.95, 500-600 lbs down \$0.81, 600-700 lbs up \$4.60, 700-800 lbs up \$4.71, 800-900 lbs down \$0.52 and heifers 900 lbs plus were down \$7.72 from last week, on average.

The Quebec electronic market on Wednesday ranged from \$267.50-\$268.50 dressed, up \$1.79 from last week on average.

Alberta direct trade was stronger again this week with dressed sales reported by Canfax, for steers from \$286.50-\$296.50 up \$4.96 from last week on average. Heifers sold from \$286.50-\$293.50 dressed up \$3.35 from last week on average. No live sales were reported. Canfax notes: "Profit margins remain very impressive on the cattle being marketed which is encouraging producers to sell cattle ahead of schedule. A lot of yearlings have break even in the low 140's and early placed calves have break even in the mid 130's."

The US cash cattle trade for the week ending April 14th, reported by the USDA Mandatory Price report, saw live sales for the week range from \$123.00-\$131.00 with steers averaging \$128.01 up \$3.68 from the previous week, while heifers were \$127.80 live up \$2.42 on average. On the rail prices ranged from \$192.00-\$208.00 dressed with steers averaging \$205.30 up \$7.29 from the previous week, while heifers averaged \$204.72 up \$5.71. This week, on Wednesday morning, at the Fed Cattle Exchange online auction, there were 4,446 head on offer with just 701 head sold. Most cattle were priced at \$133.00 live with no bids reported. The seven lots that did sell ranged from \$126.50 to \$129.25 live, averaging \$128.62 which is steady to \$0.50 higher than last week's weighted average price, but \$2.62 higher than the previous week's online market with only one lot selling at \$126.00. The cash market on Wednesday afternoon exploded with prices sharply higher. The USDA Mandatory price report listed live sales yesterday from \$126.00-\$134.50, with steers averaging \$131.56 up \$3.55 and heifers \$131.26 up \$3.46, from last week on average. On the rail dressed sales ranged from \$204.00-\$212.00, with steers averaging \$210.64 up \$5.34 and heifers \$210.54 up \$5.82. A few clean up deals were noted on Thursday at steady prices. Business for the week has been completed.