



Weekly Market Information Report for the week ending Thursday, August 24, 2017

The following information is collected from various sources and disseminated by Beef Farmers of Ontario.

ONTARIO DIRECT TO PACKER RAILGRADE CATTLE TRADE

Prices are on a carcass weight basis before grade and weight discounts. Weekly Range:

A Grade Steers	Not enough to establish a market
A Grade Heifers	Not enough to establish a market

ONTARIO LIVE CATTLE TRADE

Ontario auction sales this week saw weighted average price ranges for:

FED CATTLE	Volume	Price Range	Average	Top	Last Week Avg
Large Frame Steers +1250	99	125.10-145.14	135.23	160.00	140.09
Medium Frame Steers +1250	83	130.20-143.30	136.48	159.00	139.14
Large & Medium Frame Steers +1250	172	126.32-144.64	136.06	160.00	140.85
Large Frame Heifers +1000	79	117.70-139.11	130.19	145.00	137.24
Medium Frame Heifers +1000	41	124.20-137.09	133.38	145.00	136.47
Large & Medium Frame Heifers +1000	120	121.54-140.13	132.57	145.00	137.66
Cows - All Weights	1,697	61.60-86.54	74.08	139.99	79.55
Bulls - All Weights	95	96.57-117.93	107.76	142.00	117.33

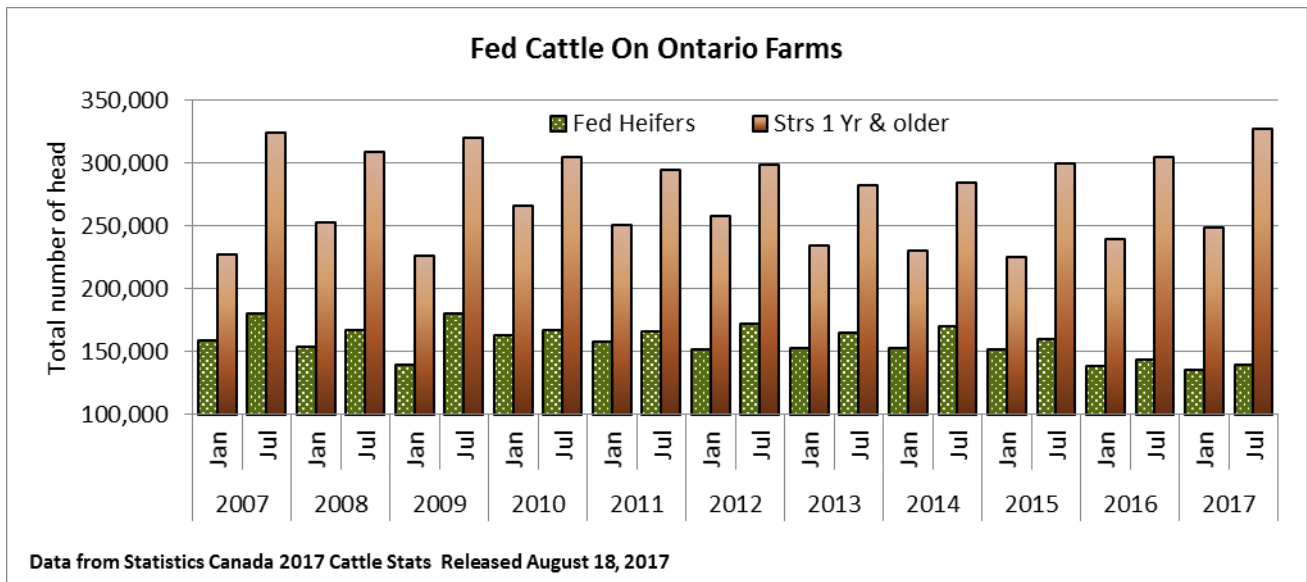
STOCKERS - Large and Medium Frame

STEERS	Volume	Price Range	Average	Top	Last Week Avg
1000+	817	155.54-178.71	165.42	183.50	165.64
900-999	321	163.58-182.35	173.71	193.00	175.05
800-899	121	160.83-185.07	175.98	194.50	185.28
700-799	259	158.22-206.68	185.03	222.50	178.92
600-699	273	162.21-217.43	194.64	249.00	184.66
500-599	219	157.64-226.82	196.94	251.00	204.16
400-499	72	160.22-220.13	197.58	247.00	214.82
-399	38	140.22-206.80	175.16	276.00	199.32

HEIFERS	Volume	Price Range	Average	Top	Last Week Avg
+900	220	129.45-146.32	137.66	158.50	146.07
800-899	150	147.00-165.68	158.37	170.75	146.47
700-799	227	139.50-168.78	156.61	176.50	150.00
600-699	147	133.71-179.48	163.56	201.00	161.29
500-599	106	137.16-187.26	166.37	212.00	169.75
400-499	60	158.88-193.87	178.90	248.00	185.75
300-399	19	161.18-199.66	180.13	235.00	195.33
-299	4	130.00-238.75	198.75	265.00	169.33

At **Kawartha Lakes Community Sale Barn, August 19, 2017** –28 stockers, 85 cows, 8 bulls, 96 veal

	Price Range	Avg.	Top
Cows	70.00-91.00	79.35	94.50
Veal 600 lbs & over	105.00-131.00	116.75	135.00
Veal 125 lbs & less	100.00-212.50	167.93	235.00

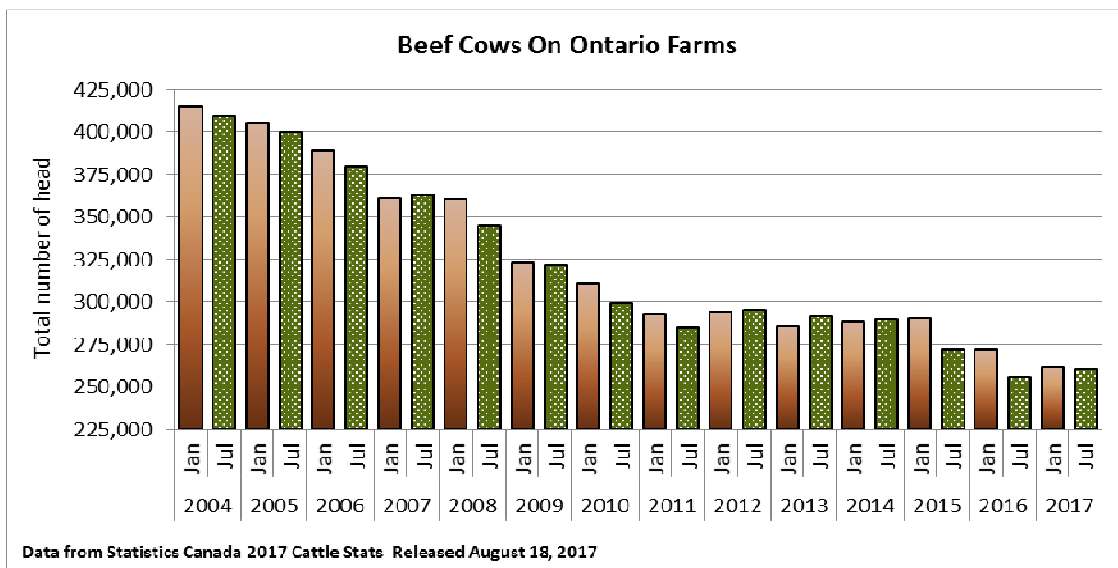


Denfield Livestock Exchange Inc., August 22, 2017: 67 Fed Cattle, 5 Veal, 3 Bulls, 52 Cows & 173 Drop Calves

	Price Range	Top		Price Range	Top
Choice steers	140.00-145.00	148.50	Good beef cows	85.00-95.00	102.00
Good steers	128.00-135.00		Good Holstein cows	75.00-85.00	
Choice heifers	140.00-145.00		D1 & D2 Cows	65.00-75.00	
Good heifers	128.00-135.00		D3 & D4 Cows	55.00-65.00	
Good Holstein veal	125.00-130.00		Choice drop calves	\$200.00-\$300.00/hd	\$400.00/hd
Plain & heavy veal	115.00-125.00		Good drop calves	\$100.00-\$200.00/hd	
Good beef bulls	98.00-105.00		Plain & Newborns	\$50.00-\$100.00/hd	
Good Hol bulls	95.00-107.00				

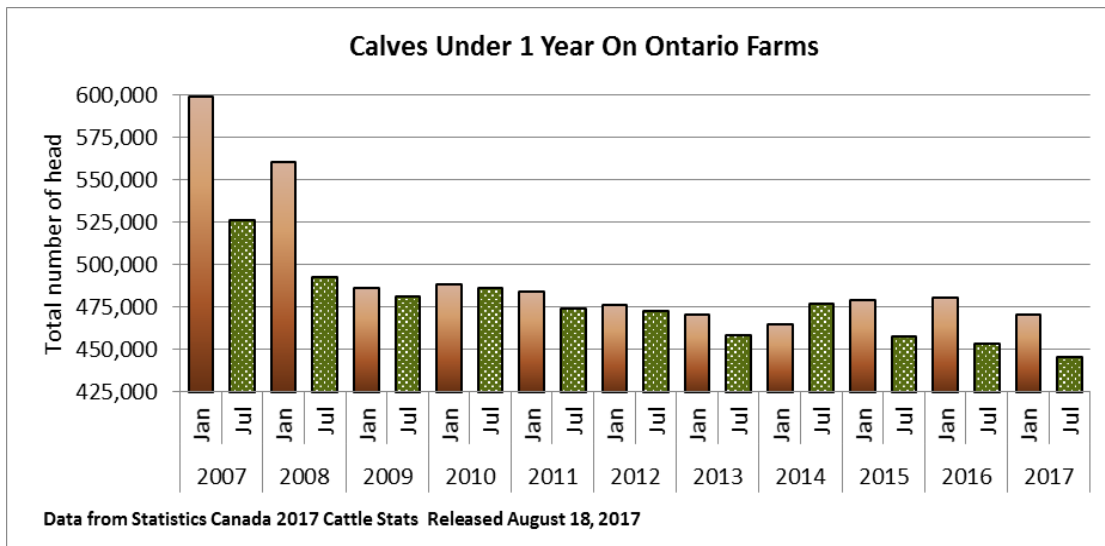
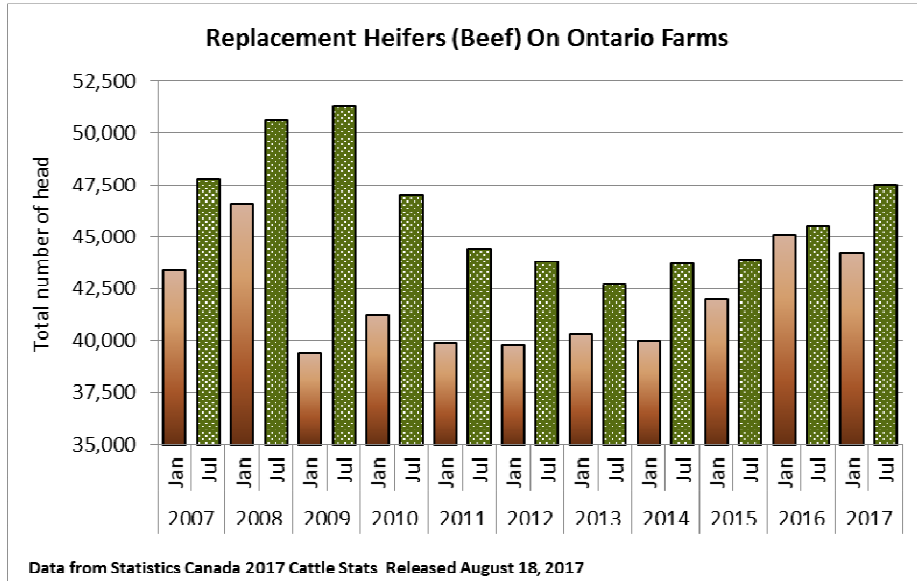
At Renfrew Pontiac Livestock Ltd.: August 22, 2017 – 89 Replacement Calves, 51 Cows, 9 Bulls

	Price Range	Top
Replacement Calves	110.00-160.00	275.00
Cows D1 & D2	90.00-108.00	115.00
Cows D3	83.00-92.00	
Cows D4	71.00-82.00	
Bulls	115.00-216.00	130.00



At **Aylmer Stockyards Inc.:** August 23, 2017 – 43 Veal, 152 Cows, 3 Bulls, 13 Fed Cattle, 7 Stockers, 134 Dollar Calves

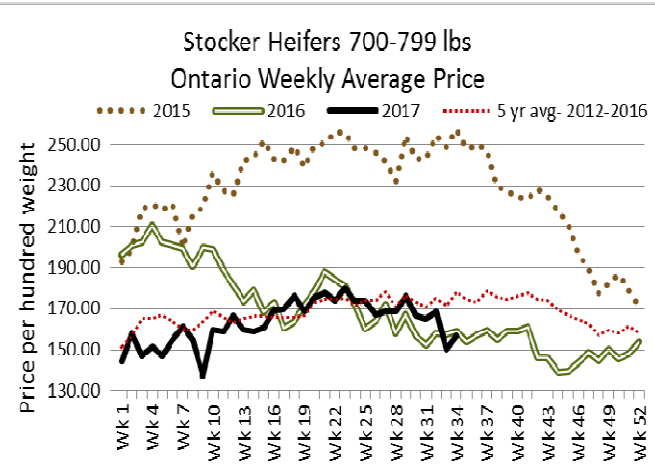
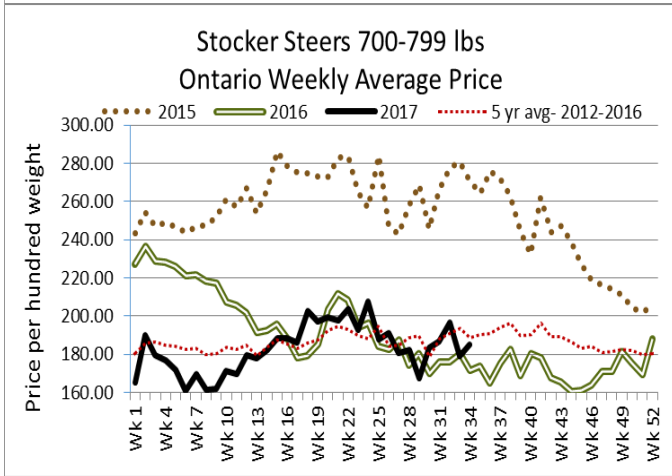
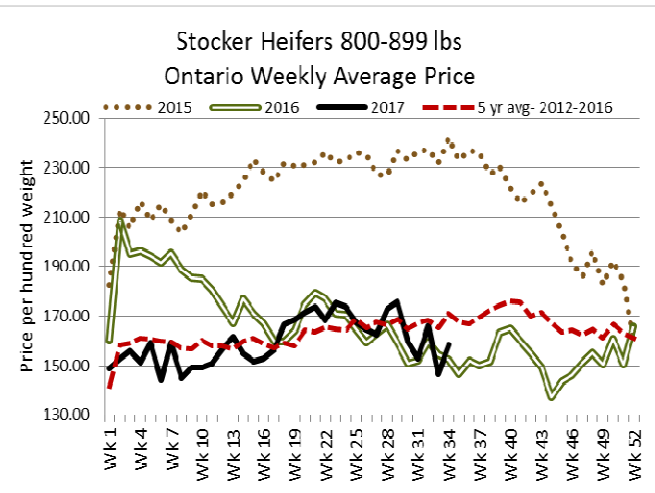
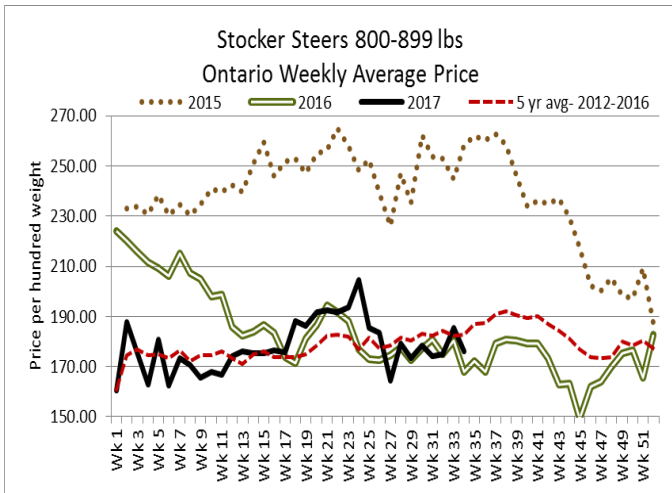
	Price Range	Average	Top
Fed heifers, dairy & dairy cross	75.50-110.00	97.99	110.00
Cows	47.99-85.49	72.89	85.49
Veal over 600 lbs	104.00-160.00	128.09	160.00
Dollar Calves	\$25.00-\$430.00/hd	\$90.04/hd	



ONTARIO STOCKER & FEEDER TRADE

Stocker sale at **Brussels Livestock:** August 18, 2017 – 871 Stockers

Steers	Price Range	Average	Top	Heifers	Price Range	Average	Top
1000+ lbs	151.50-173.75	163.27	173.75	900+ lbs	135.50-151.00	142.05	158.50
900-999	163.50-180.50	172.04	185.25	800-899	149.00-170.75	162.06	170.75
800-899	185.50-192.00	187.80	192.00	700-799	143.00-174.00	161.72	176.50
700-799	177.00-222.50	201.20	222.50	600-699	144.00-192.00	174.65	192.00
600-699	161.00-216.00	185.47	249.00				
500-599	155.00-238.00	206.07	251.00				



Stocker sale at: **Community Livestock Exchange: August 22, 2017 – 201 Stockers**

Steers	Price Range	Average	Top	Heifers	Price Range	Average	Top
800-899	116.99-178.00	156.49	178.00	700-799	131.00-157.00	145.90	157.00
700-799	112.00-191.99	137.29	200.00	600-699	130.00-170.99	152.00	170.99
600-699	129.00-192.99	166.99	192.99	500-599	132.00-196.99	173.39	196.99
500-599	109.00-239.99	186.60	239.99				
400-499	122.50-247.00	192.30	247.00				

Stocker sale at: **Keady Livestock Market: August 22, 2017 – 823 Stockers**

Steers	Price Range	Average	Top	Heifers	Price Range	Average	Top
1000+	157.50-179.75	167.49	179.75	900+	92.00-125.00	107.13	125.00
900-999	163.00-179.00	174.66	179.00	800-899	154.75-13 hd		
800-899	166.00-178.00	175.60	184.00	600-699	151.00-201.00	181.43	201.00
700-799	204.50-215.50	213.40	215.50	500-599	141.00-176.00	157.14	176.00
600-699	217.00-224.00	219.98	224.00	400-499	173.00-200.00	189.50	200.00
500-599	192.00-210.00	201.37	215.00				
400-499	125.00-225.00	204.44	225.00				

Stocker sale at: **Renfrew Pontiac Livestock: August 22, 2017 – 245 Stockers**

Steers	Price Range	Average	Top	Heifers	Price Range	Average	Top
800-899	131.00-184.00	167.10	184.00	700-799	107.00-173.99	143.19	173.99
700-799	113.99-191.99	169.70	191.99	600-699	105.00-184.49	162.09	184.49
600-699	135.00-231.99	202.99	231.99	500-599	139.99-188.50	162.99	188.50
500-599	130.00-241.99	186.49	241.99	400-499	185.00-210.00	197.10	210.00
400-499	146.99-222.50	197.19	222.50	300-399	179.00-235.00	201.10	235.00
399-	130.00-245.99	191.59	245.99				

Stocker sale at **Ontario Livestock Exchange: August 23, 2017 – 396** Stockers

Steers	Price Range	Average	Top	Heifers	Price Range	Average	Top
1000+	160.00-183.50	168.09	183.50	900+	139.00-140.00	139.33	140.00
900-999	170.00-193.00	178.49	193.00	800-899	138.00-156.00	152.33	156.00
800-899	166.00-194.50	181.75	194.50				

Stocker sale at: **Ontario Livestock Exchange, August 24, 2017 – 208** Stockers

Steers	Price Range	Average	Top	Heifers	Price Range	Average	Top
500-599	200.00-219.00	213.58	219.00	700-799	147.00-161.00	155.60	161.00
				600-699	137.50-169.00	161.35	169.00
				500-599	132.50-172.50	159.22	172.50

Stocker sale at: **Ontario Stockyards Inc. August 24, 2017 – 292** Stockers

Steers	Price Range	Average	Top	Heifers	Price Range	Average	Top
1000+	150.00-164.00	155.96	164.00	900+	130.00-136.50	134.22	145.00
900-999	160.00-176.00	168.83	176.00	800-899	141.00-150.00	145.15	150.00
800-899	170.00-182.00	175.10	182.00	700-799	149.00-158.00	153.22	160.00
700-799	140.00-197.00	166.19	197.00	600-699	145.00-174.00	161.33	180.00
600-699	160.00-220.00	188.77	220.00	500-599	121.50-180.00	154.49	180.00
500-599	160.00-217.50	189.42	224.00	400-499	147.50-171.00	163.00	171.00
400-499	177.00-227.50	209.04	227.50	300-399	158.00-177.50	168.01	
399-	170.00-230.00	208.46	230.00				

Stocker sale at: **Ottawa Livestock Exchange, August 24, 2017 – 54** Stockers

Steers	Price Range	Average	Top	Heifers	Price Range	Average	Top
600-699	194.0-225.00	214.67	225.00	600-699	154.00-191.00	182.50	191.00
500-599	152.00-225.00	194.78	234.00				
400-499	228.00-237.00	231.25	240.00				

QUEBEC ELECTRONIC AUCTION MARKET (F.O.B. THE FEEDLOT)

	Price	Change from Last Week
On Thursday, August 24, 2017	224.00-233.25	-8.92

ALBERTA DIRECT TRADE

Week Ending Thursday, August 24, 2017

Steers	Live	N/T	Flat rail	229.50-232.50
Heifers	Live	N/T	Flat rail	229.50

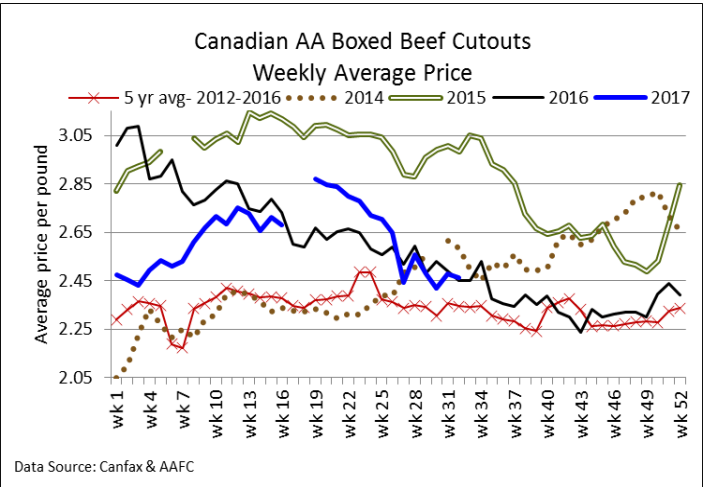
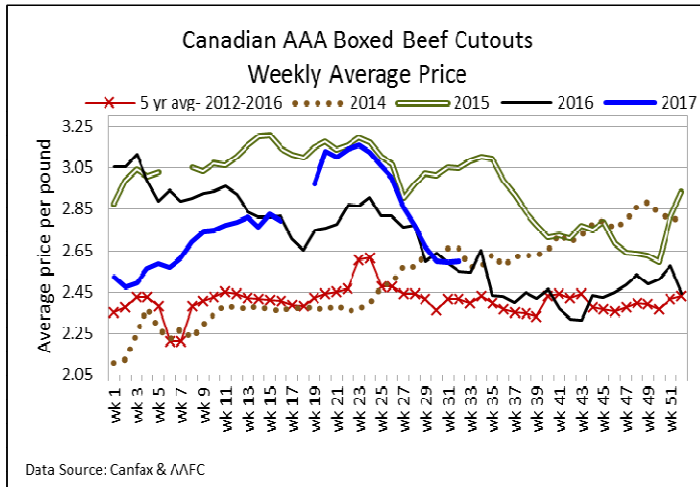
U.S. TRADE (U.S. funds)

Week Ending Thursday, August 24, 2017

Choice and Select Steers and Heifers:	Live	105.00-108.00
	Rail	165.00-175.50

LIVE CATTLE EXPORTS-ONTARIO

	Week ending August 5, 2017	Week ending July 29, 2017	Year to Date
Total live slaughter cattle exported from Ontario to the U.S.	1,513	1,888	81,589
Steers & Heifers	192	337	16,441
Cows	809	1,075	48,092
Bulls	512	476	17,056

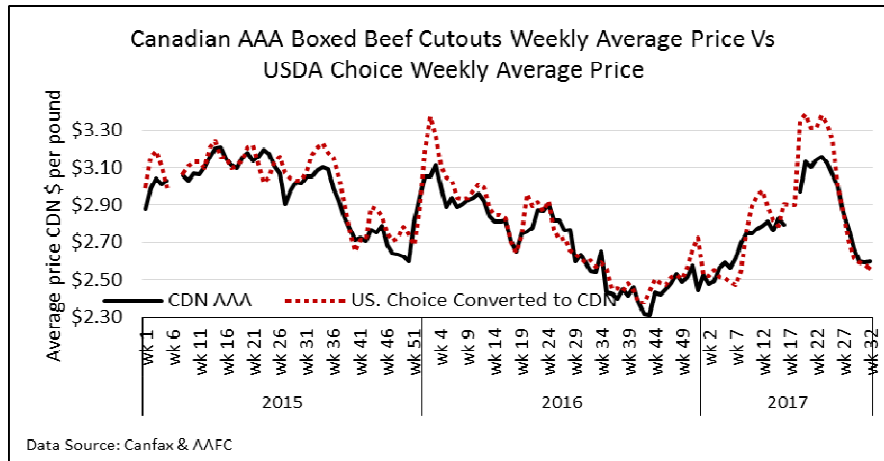


CANADIAN BOXED BEEF CUT-OUT VALUES

Week Ending	AAA	AA
August 11, 2017	2.5984	2.4615
August 4, 2017	2.5940	2.4798
July 28, 2017	2.5972	2.4196
July 21, 2017	2.6685	2.4800
July 14, 2017	2.7746	2.5574

U.S. BOXED BEEF CUT-OUT VALUES (U.S. funds)

	Choice 600-900	Select 600-900
Current Five Day Average:	192.90	190.63



USDA ESTIMATED CATTLE PROCESSING VOLUME

	Week Ending August 26, 2017	Previous Week	Year Ago
Grand Total	639,000	634,000	610,000

FEDERALLY INSPECTED CANADIAN PROCESSING

	Week Ending Aug 19, 2017	# of hd change from week ago	YTD	% Change (Week Ago)	% Change (Year Ago)
Grand Total	62,045	+12,129	1,749,597	+24%	+8%
Western Slaughter	49,536	+9,744	1,354,690	+24%	+8%
Eastern Slaughter	12,509	+2,385	394,907	+24%	+7%

AVERAGE CARCASS WEIGHTS – CANADA

	Steers	Heifers
Aug 19, 2017	890	805
Aug 12, 2017	885	811
Aug 20, 2016	914	827

LIVE CATTLE – CANADA

IMPORTS		<i>Import % change from 2016 YTD</i>	EXPORTS		<i>Export % change from 2016 YTD</i>
<i>Jan 1- June 30</i>			<i>Jan 1-Aug 12</i>		
Pure bred	2,588	+75%	Slaughter steers & heifers	195,149	+8%
Non-pure bred	24,375	+167%	Feeder steers & heifers	88,606	-39%
			Cows & Bulls	118,012	-26%

BEEF EXPORTS – CANADA

	<i>Change from last year YTD</i>		<i>Change from last year YTD</i>
United States		Mexico	
<i>Jan 1 – June 30</i>		<i>Jan 1 – June 30</i>	
Total	+1% or +939 tonnes	8,212 tonnes	+16% or +1,152 tonnes

BEEF PRODUCTION – CANADA

	<i>Jan 1 – August 19</i>	<i>Last Year Same Time</i>	<i>% Change</i>
Fed	569,867 tonnes	557,654 tonnes	+2%
Non-fed	124,490 tonnes	86,211 tonnes	+44%

BEEF IMPORTS – CANADA

	<i>Jan 1 – August 19</i>	<i>Last Year Same Time</i>	<i>% Change</i>
United States	78,066 tonnes	77,900 tonnes	0%
Non-NAFTA	29,913 tonnes	41,653 tonnes	-28%
Total	112,281 tonnes	124,502 tonnes	-10%

CHICAGO MERCANTILE EXCHANGE

Closing quotes on futures today were as follows:

Live Cattle		Feeder Cattle		Corn		Soybeans		Canadian \$	
\$/cwt US		\$/cwt US		\$/bu US		¢/bu		\$/bu US	
\$/cwt US		\$/cwt US		¢/bu		¢/bu		¢/bu	
Aug	105.95 +0.00	Aug	141.37 -0.22	Sep	3.386 -3.2	Sep	9.390 -2.2	Spot	80.10 +0.26
Oct	106.92 +0.10	Sep	142.92 +0.75	Dec	3.534 -2.6	Nov	9.444 -2.0	Sep	80.12 +0.26
Dec	109.92 +0.12	Oct	142.95 +0.55	Mar	3.664 -2.2	Jan	9.534 -1.6	Oct	80.15 +0.26
Feb	112.37 +0.30	Nov	143.15 +0.67	May	3.736 -1.6	Mar	9.622 -1.6	Dec	80.19 +0.26
Apr	113.07 +0.57	Jan	140.42 +0.67	Jul	3.800 -1.4	May	9.702 -1.4	Mar	80.24 +0.26
Jun	107.00 +0.42	Mar	138.57 +0.72	Sep	3.860 -1.0	Jul	9.766 -1.4	Jun	80.28 +0.26

Beef Farmers of Ontario, 130 Malcolm Road, Guelph, ON N1K 1B1 Phone: (519) 84.0222+4.44-0334 Fax: (519) 824-1930 or email: markets@ontariobeef.com

OBCFPP LICENCE CHANGES

Now Licenced: Provincial Packer

Artisan Farms Direct Ltd. 133 Milvan Drive, Toronto, ON N9L 1Z8 416-616-8834

ONTARIO STOCKER & FEEDER TRADE SPECIAL FALL SALES

26-Aug	8:30 am	Rainy River Cattlemen's – Stratton	Fall sale- majority yearlings, some early calves
30-Aug	2:00 pm	Vankleek Hill Livestock Exchange	Stocker Sale
1-Sep	7:00 pm	Cargill Auction Market	Charolais & Exotic cross- steers and heifers
2-Sep	1:00 pm	Maple Hill Auctions Ltd	Ontario Autumn Angus Classic
07-Sep	10:00 am	Warton- Grey Bruce Livestock Co-op	Stocker Sale
14-Sep	11:00 am	Ontario Stockyards Inc	Special fall yearling sale- with reg sale.
15-Sep	11:00 am	Community Livestock Exchange	Quinte Cattlemen's fall stocker sale

Comments for the week ending August 24, 2017

Receipts of fed steers and heifers sold through auction markets this week continued to decline slightly with just 292 head sold, down 22 from last week and 290 less than the same time last year. Fed steers sold from \$126.32-\$144.64 averaging \$136.06 down \$4.79 from last week, and down \$2.33 from the same time last year. Heifers sold from \$121.54-\$140.13 averaging \$132.57 down \$5.09 from last week and \$1.59 below year ago prices. Most auction markets reported trade as under pressure at lower prices, anywhere from \$3.00-\$5.00 cwt lower, at least. One report saw extra fancy cattle selling in higher ranges. The market ended the week with prices holding steady. Statistics Canada released the July 1st inventories this month. In Ontario, heifers for slaughter, on all cattle operations, totalled 135,300 head down 3,700 head from July 1, 2016. Steers one year and over on all cattle operations in Ontario totalled 327,200 head, up 23,000 head from July 1, 2016.

Ontario railgrade prices were unestablished this week as there were not enough sales reported to establish a price report. Bids were noted anywhere from \$225.00-\$233.00 dressed, but no sales were reported.

There were 1,697 cull cows sold through Ontario auction markets this week up 57 head from last week and 208 less than last year at this time. Cull cows traded from \$61.60-\$86.54 averaging \$74.08 down \$5.47 from last week and \$6.89 below last year at this time. Auction markets reported active trade but the market was under pressure by week's end. Prices were noted as barely steady to easier, but by week's end trade was under pressure with prices at least \$3.00-\$5.00 cwt lower. Statistics Canada July 1st inventories for beef cows in Ontario on all cattle operations totalled 260,100 head up 4,000 head from July 1, 2016 but 1,500 less head than reported for January 1, 2017.

3,053 stocker and feeder cattle were on offer this week at Ontario auction markets, up 654 from last week but 439 less than the same time last year. Auction markets reported calves as steady to strong with medium quality mostly steady. Grass cattle sold on a good demand at steady to stronger prices. Heavier cattle sold steady to softer with second cut yearlings trading even easier. Actual average prices this week for steers 400-500 lbs were down \$17.24 from last week, 500-600 lbs down \$7.22, 600-700 lbs up \$9.98, 700-800 lbs up \$6.11, 800-900 lbs down \$9.30, 900-1000 lbs down \$1.34 and steers over 1000 lbs averaged \$0.22 lower than last week on average. Heifers between 300-400 lbs averaged \$15.40 below last week, 400-500 lbs down \$6.85, 500-600 lbs down \$3.38, 600-700 lbs up \$2.27, 700-800 lbs up \$6.61, 800-900 lbs up \$11.90 and heifers over 900 lbs averaged \$8.41 lower than last week on average. Statistics Canada July 1st inventory of calves on Ontario farms as of July 1st totalled 445,700 head, down 7,600 head from July 1, 2016 and 24,600 less head than the January 1, 2017 inventory. (noting that the July volumes are typically lower than the January 1st volumes)

The Quebec electronic market for this week ranged from \$224.00-\$233.25 dressed, down \$8.92 from last week on average.

Alberta direct trade was light this week with prices under pressure. Canfax reported dressed sales for steers from \$229.50-\$232.50 averaging \$230.88 down \$5.87 from last week. Heifers sold at \$229.50 down \$7.19.

The US cash cattle trade for the week ending August 18th, reported by the USDA Mandatory Price Report, saw live sales anywhere from \$109.00-\$110.00 with steers averaging \$109.68 down \$5.49 from the previous week on average, while heifers averaged \$109.96 down \$4.86. On the rail steers and heifers traded from \$173.00-\$181.00 dressed, with steers averaging \$175.25 down \$8.62 from the previous week, while heifers averaged \$175.09 down \$8.76. This week the market was quiet until Wednesday morning, at the Fed Cattle Exchange online auction, there were 1,067 head of cattle on offer but no cattle sold as sellers passed on the bids of \$107.00-\$107.25 live. By afternoon a light to moderate traded developed with prices declining from last week. The Mandatory Price Report lists Wednesday's sales from \$105.00-\$108.00 live with steers averaging \$106.89 and heifers \$106.94 down around \$3.00 from last week. Dressed deals ranged from \$168.00-\$175.50 with steers averaging \$171.61 and heifers \$170.66 down \$3.50-\$4.50 from last week. Thursday saw light trade with prices slightly lower than Wednesday. Sales ranged from \$105.00-\$107.00 live averaging \$106.25, and \$165.00-\$170.00 dressed, averaging \$168.62-\$168.91, down \$1.00-\$2.00 from Wednesday. Today a couple of bids have surfaced at \$105.00-\$107.00 live but no sales have developed, and it appears that the bulk of this week's business is completed.