



Weekly Market Information Report for the week ending Thursday, August 31, 2017

The following information is collected from various sources and disseminated by Beef Farmers of Ontario.

ONTARIO DIRECT TO PACKER RAILGRADE CATTLE TRADE

Prices are on a carcass weight basis before grade and weight discounts. Weekly Range:

A Grade Steers	Not enough to establish a market
A Grade Heifers	Not enough to establish a market

ONTARIO LIVE CATTLE TRADE

Ontario auction sales this week saw weighted average price ranges for:

FED CATTLE	Volume	Price Range	Average	Top	Last Week Avg
Large Frame Steers +1250	93	103.97-138.71	127.88	152.00	135.23
Medium Frame Steers +1250	73	112.03-131.39	123.80	151.00	136.48
Large & Medium Frame Steers +1250	166	117.24-139.63	128.90	152.00	136.06
Large Frame Heifers +1000	51	111.56-129.66	121.69	150.00	130.19
Medium Frame Heifers +1000	63	116.02-132.86	126.11	139.00	133.38
Large & Medium Frame Heifers +1000	114	113.72-132.81	123.80	150.00	132.57
Cows - All Weights	1,778	58.02-84.94	70.85	130.00	74.08
Bulls - All Weights	146	90.84-114.71	104.05	162.99	107.76

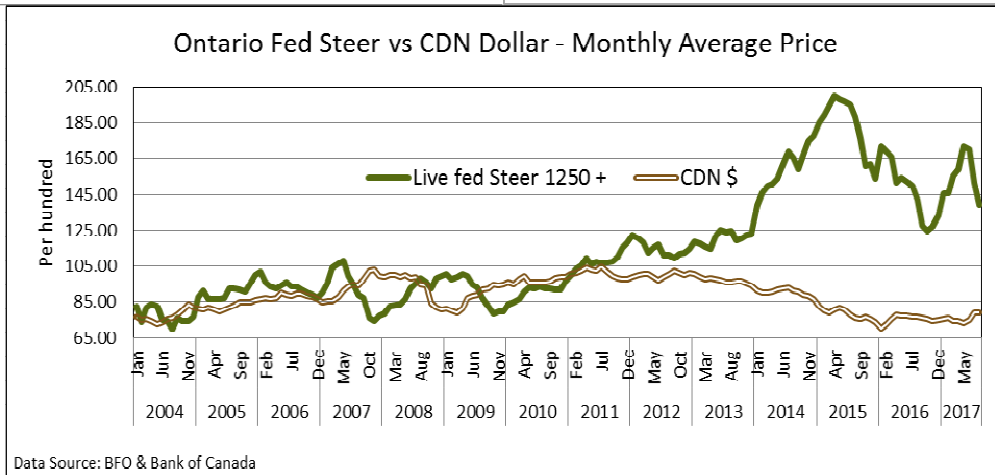
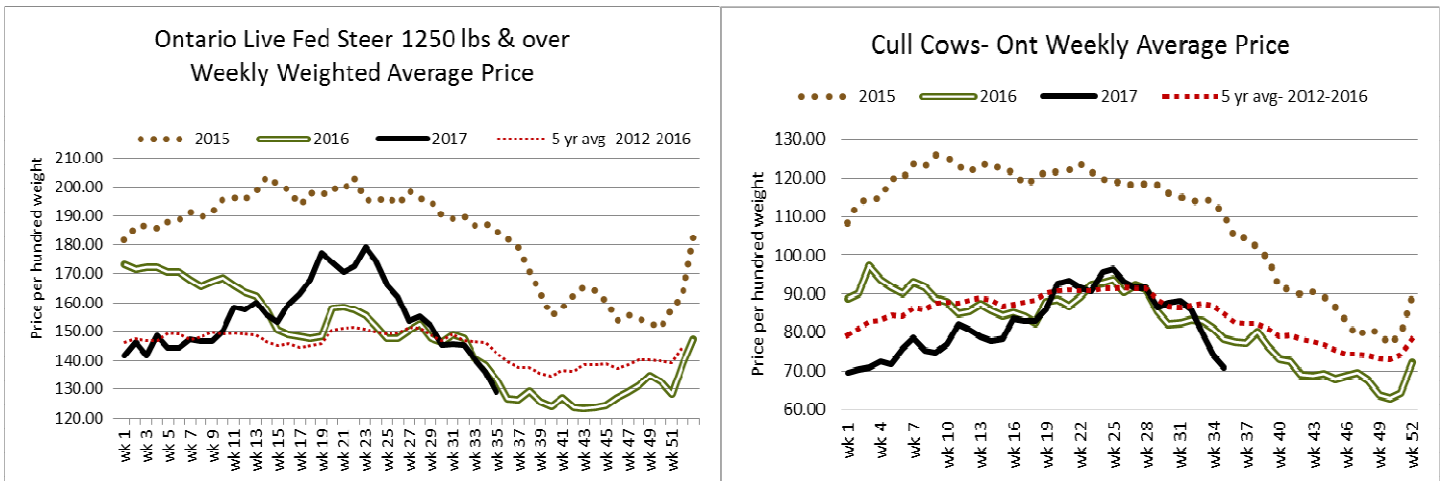
STOCKERS - Large and Medium Frame

STEERS	Volume	Price Range	Average	Top	Last Week Avg
1000+	721	160.91-177.11	167.55	181.00	165.42
900-999	336	161.30-184.14	175.70	192.25	173.71
800-899	245	146.85-190.27	177.52	199.50	175.98
700-799	257	133.86-202.77	182.46	214.69	185.03
600-699	282	148.28-218.82	190.31	242.00	194.64
500-599	199	155.76-225.74	197.66	255.00	196.94
400-499	118	189.81-241.66	214.37	249.00	197.58
-399	47	177.88-234.20	208.89	272.00	175.16

HEIFERS	Volume	Price Range	Average	Top	Last Week Avg
+900	214	133.86-149.03	141.83	162.99	137.66
800-899	168	144.60-158.70	152.45	177.49	158.37
700-799	158	151.16-172.07	165.02	187.99	156.61
600-699	238	142.77-186.28	175.65	195.50	163.56
500-599	132	147.07-196.08	177.37	218.00	166.37
400-499	81	155.62-205.08	188.50	222.99	178.90
300-399	23	162.58-200.63	183.62	260.00	180.13
-299	7	163.14-239.00	210.68	300.00	198.75

At Kawartha Lakes Community Sale Barn, August 26, 2017 – 35 fed cattle, 19 stockers, 76 cows, 5 bulls, 103 veal

	Price Range	Avg.	Top
Fed Steers, large frame 1250 lbs +	119.00-152.00	142.15	152.00
Cows	68.00-92.00	76.70	94.00
Veal 600 lbs & over	110.00-138.00	120.14	140.00
Veal 125 lbs & less	82.50-172.50	111.40	240.00



Denfield Livestock Exchange Inc., August 29, 2017: 96 Fed Cattle, 40 Veal, 3 Bulls, 53 Cows & 165 Drop Calves

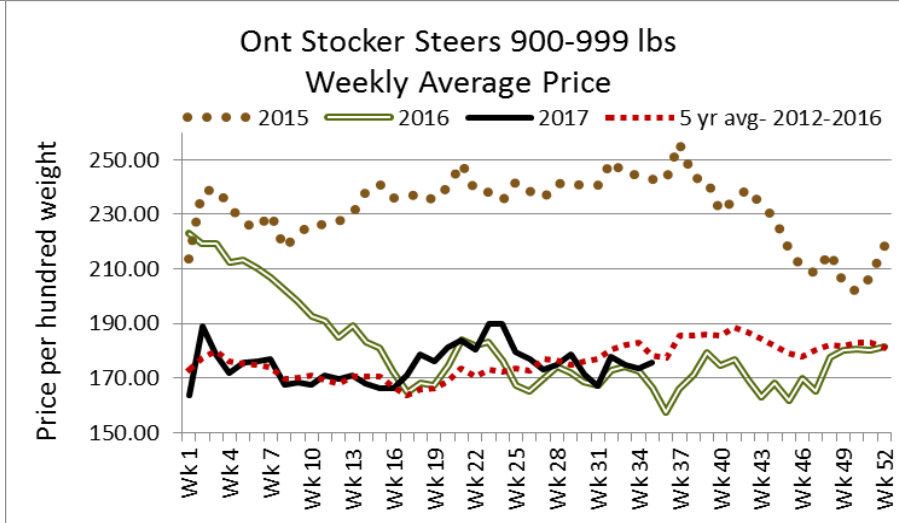
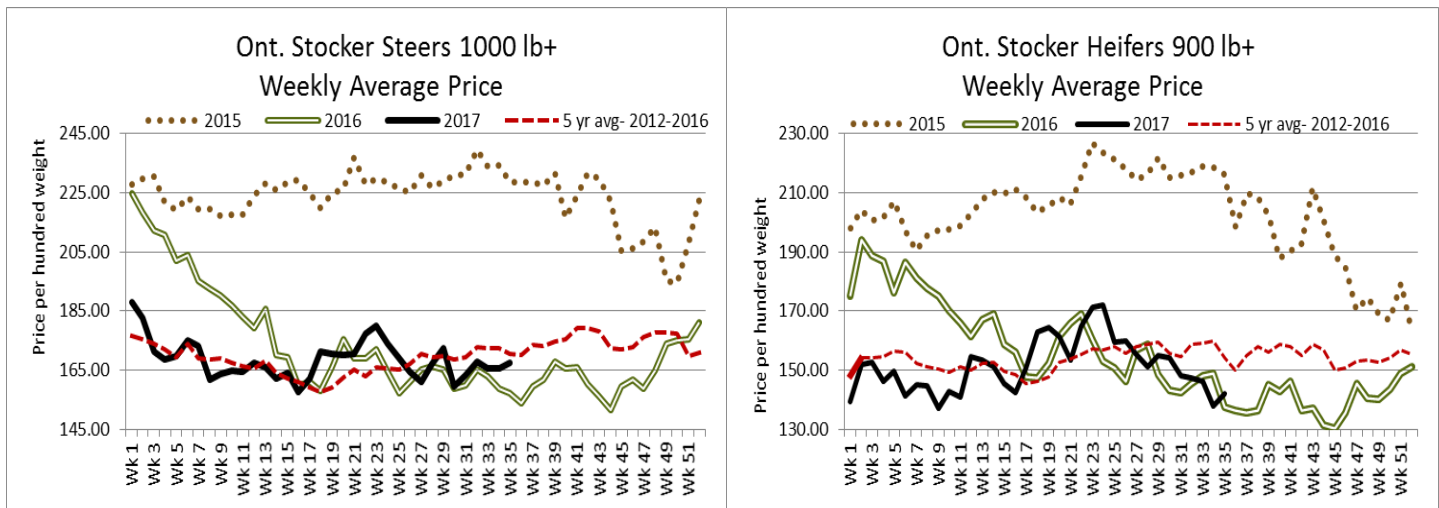
	Price Range	Top		Price Range	Top
Choice steers	137.00-142.00	149.50	Good beef cows	80.00-90.00	93.50
Good steers	128.00-135.00		Good Holstein cows	70.00-80.00	
Choice heifers	134.00-141.00		D1 & D2 Cows	60.00-70.00	
Good heifers	127.00-133.00		D3 & D4 Cows	50.00-60.00	
Good Holstein veal	125.00-135.00		Choice drop calves	\$200.00-\$300.00/hd	\$530.00/hd
Plain & heavy veal	110.00-20.00		Good drop calves	\$100.00-\$200.00/hd	
Good beef bulls	105.0-110.50		Plain & Newborns	\$40.00-\$100.00/hd	
Good Hol bulls	N/T				

At Renfrew Pontiac Livestock Ltd.: August 29, 2017 – 10 Replacement Calves, 28 Cows, 10 Bulls

	Price Range	Top
Replacement Calves	120.00-160.00	260.00
Cows D1 & D2	89.00-101.00	114.00
Cows D3	82.00-89.00	
Cows D4	71.00-82.00	
Bulls	108.00-118.00	120.00

At Aylmer Stockyards Inc.: August 30, 2017 – 84 Veal, 130 Cows, 5 Bulls, 34 Fed Cattle, 6 Stockers, 129 Dollar Calves

	Price Range	Average	Top
Fed heifers, dairy & dairy cross	91.00-102.49	97.59	102.49
Cows	40.99-91.50	68.89	91.50
Veal over 600 lbs	80.00-162.00	122.59	162.00
Dollar Calves	\$25.00-\$460.00/hd	\$93.15/hd	



ONTARIO STOCKER & FEEDER TRADE

Stocker sale at **Brussels Livestock: August 25, 2017 – 621 Stockers**

Steers	Price Range	Average	Top	Heifers	Price Range	Average	Top
1000+	151.50-166.00	160.87	170.00	900+	140.25-152.75	145.18	152.75
900-999	156.00-174.00	165.16	183.00	800-899	146.00-157.00	150.73	165.00
1800-899	169.00-195.50	183.32	195.50	700-799	161.00-180.50	172.04	186.00
00-799	158.00-197.00	180.40	197.00	600-699	164.00-183.00	174.97	183.00
600-699	161.00-242.00	198.17	242.00	500-599	160.00-195.00	178.63	197.00
500-599	175.00-222.00	194.88	255.00	400-499	175.00-212.00	191.75	212.00
400-499	135.00-249.00	239.32	249.00	300-399	220.00-260.00	240.00	260.00
399-	180.00-247.00	215.80	272.00				

Stocker sale at: **Community Livestock Exchange: August 29, 2017 – 206 Stockers**

Steers	Price Range	Average	Top	Heifers	Price Range	Average	Top
700-799	114.99-200.00	152.60	200.00	900+	90.00-128.00	111.49	128.00
600-699	123.99-210.99	164.90	210.99	700-799	130.00-150.00	140.70	150.00
500-599	122.99-220.99	186.60	220.99	600-699	111.00-167.99	145.10	167.99
400-499	150.00-237.00	207.10	237.00	500-599	139.99-218.00	183.29	218.00
				400-499	160.00-197.50	184.40	197.50

Stocker sale at: **Keady Livestock Market: August 29, 2017 – 308 Stockers**

Steers	Price Range	Average	Top	Heifers	Price Range	Average	Top
1000+	167.50-175.50	170.80	175.50	900+	155.00-161.25	158.66	161.25
900-999	174.00-180.50	178.50	180.50	800-899	147.00-166.50	162.17	166.50
800-899	176.00-196.00	186.26	199.50	700-799	154.00-178.00	169.47	178.00
600-699	196.00-210.00	201.06	210.00	600-699	176.00-180.00	177.50	180.00
500-599	167.50-206.00	196.10	206.00	500-599	140.00-195.00	178.89	195.00
				400-499	160.00-165.00	162.00	165.00

Stocker sale at: **Renfrew Pontiac Livestock: August 29, 2017 – 98 Stockers**

Steers	Price Range	Average	Top	Heifers	Price Range	Average	Top
600-699	173.99-227.49	202.09	227.49	500-599	162.99-210.00	186.09	210.00
500-599	187.50-247.00	226.20	247.00	400-499	167.50-222.99	216.90	222.99
400-499	225.00-237.00	235.49	237.00	300-399	114.99-217.49	186.89	217.49
399-	144.99-247.50	230.90	247.50				

Stocker sale at **Ontario Livestock Exchange: August 30, 2017 – 714 Stockers**

Steers	Price Range	Average	Top	Heifers	Price Range	Average	Top
1000+	163.00-181.00	169.41	181.00	900+	149.00-159.00	151.67	159.00
900-999	171.50-192.25	182.44	192.25	800-899	148.00-160.00	154.22	160.00
800-899	163.50-194.50	178.78	194.50				

Stocker sale at: **Ontario Livestock Exchange, August 31, 2017 – 162 Stockers**

Steers	Price Range	Average	Top	Heifers	Price Range	Average	Top
1000+	143.00-160.00	149.09	166.00	900	131.00-147.00	143.83	147.00
900-999	127.50-156.00	148.05	173.00	800-899	138.00-151.00	142.92	151.00
800-899	135.00-157.00	142.64	170.00	700-799	137.00-156.50	150.75	156.50
				600-699	146.00-167.00	162.50	167.00

Stocker sale at: **Ontario Stockyards Inc. August 31, 2017 – 181 Stockers**

Steers	Price Range	Average	Top	Heifers	Price Range	Average	Top
900-999	137.00-152.00	142.19	16.00	900+	127.00-137.50	134.22	152.00
800-899	152.00-177.00	161.53	177.00	800-899	138.00-159.00	154.28	159.00
700-799	152.50-170.00	159.76	190.00	700-799	142.00-156.00	148.54	170.00
600-699	170.00-202.00	188.14	202.00	600-699	145.00-171.00	158.68	172.00
500-599	122.50-212.00	177.89	212.00	500-599	166.00-175.00	167.87	175.00
400-499	162.00-235.00	212.29	235.00	400-499	142.00-146.00	143.99	146.00
399-	170.00-240.00	215.95	240.00				

Stocker sale at: **Ottawa Livestock Exchange, August 24, 2017 – 85 Stockers**

Steers	Price Range	Average	Top	Heifers	Price Range	Average	Top
700-799	177.00-180.00	177.86	180.00	500-599	164.00-190.00	177.29	195.00
600-699	120.00-212.00	171.76	225.00	400-499	122.00-205.00	163.00	205.00
500-599	165.00-230.00	191.11	240.00				
400-499	234.00-244.00	238.55	244.00				
399-	232.00-262.00	248.00	262.00				

ONTARIO STOCKER & FEEDER TRADE SPECIAL FALL SALES

Stocker sale at **Rainy River Cattlemen's Sale (Stratton): August 26, 2017 – 633** Stockers

Steers	Price Range	Average	Top	Heifers	Price Range	Average	Top
1000+ lbs	115.99-167.50	153.80	167.50	900+ lbs	132.00-162.99	153.80	162.99
900-999	111.00-182.49	168.79	182.49	800-899	156.00-177.49	172.30	177.49
800-899	119.99-195.79	183.89	195.79	700-799	157.00-187.99	184.09	187.99
700-799	116.99-214.69	195.99	214.69	600-699	131.00-195.50	183.14	195.50
600-699	123.99-218.99	191.79	218.99	500-599	135.00-192.70	179.60	192.70
500-599	130.00-220.00	194.99	220.00				
400-499	150.00-225.00	178.00	225.00	Bulls 1600-	102.00-162.99	144.19	162.99
Cows	59.99-122.99	90.20	122.99	Bulls 1600+	103.49-108.69	106.80	108.69

Cows and bulls sold actively at stronger prices. Stockers sold on a strong demand at strong prices.

Stocker sale at **Vankleek Hill Livestock Exchange: August 30, 2017 – 224** Stockers

Steers	Price Range	Average	Top	Heifers	Price Range	Average	Top
800-899	154.00-182.00	171.68	182.00	700-799	150.00-166.00	158.21	166.00
700-799	164.00-204.00	176.31	204.00	600-699	140.00-180.00	161.86	180.00
600-699	180.00-230.00	204.65	234.00	500-599	148.00-194.00	174.17	194.00
500-599	178.00-246.00	214.112	246.00	400-499	140.00-214.00	188.96	214.00
400-499	176.00-248.00	198.96	248.00	300-399	154.00-216.00	177.15	216.00
399-	184.00-272.00	207.83	272.00				

QUEBEC ELECTRONIC AUCTION MARKET (F.O.B. THE FEEDLOT)

	Price	Change from Last Week
On Thursday, August 31, 2017	225.00-228.25	-4.87

ALBERTA DIRECT TRADE

Week Ending Thursday, August 31, 2017

Steers	Live	136.25-138.00	Flat rail	225.00-232.50
Heifers	Live	N/T	Flat rail	N/T

U.S. TRADE (U.S. funds)

Week Ending Thursday, August 31, 2017

Choice and Select Steers and Heifers:	Live	102.50-105.00
	Rail	164.00-166.00

LIVE CATTLE EXPORTS-ONTARIO

	Week ending August 12, 2017	Week ending August 5, 2017	Year to Date
Total live slaughter cattle exported from Ontario to the U.S.	1,956	1,513	83,545
Steers & Heifers	270	192	16,711
Cows	1,144	809	49,236
Bulls	542	512	17,598

CANADIAN BOXED BEEF CUT-OUT VALUES

Week Ending	AAA	AA
August 11, 2017	2.5984	2.4615
August 4, 2017	2.5940	2.4798
July 28, 2017	2.5972	2.4196

U.S. BOXED BEEF CUT-OUT VALUES (U.S. funds)

	Choice 600-900	Select 600-900
Current Five Day Average:	191.64	190.03

USDA ESTIMATED CATTLE PROCESSING VOLUME

	Week Ending August 26, 2017	Previous Week	Year Ago
Grand Total	622,000	639,000	613,000

FEDERALLY INSPECTED CANADIAN PROCESSING

	Week Ending Aug 26, 2017	# of hd change from week ago	YTD	% Change (Week Ago)	% Change (Year Ago)
Grand Total	92,877	+832	1,812,474	+1%	+8%
Western Slaughter	50,196	+660	1,404,886	+1%	+8%
Eastern Slaughter	12,681	+172	407,588	+1%	+7%

AVERAGE CARCASS WEIGHTS – CANADA

	Steers	Heifers
Aug 19, 2017	907	798
Aug 12, 2017	890	805
Aug 20, 2016	924	830

LIVE CATTLE – CANADA

IMPORTS		Import % change from 2016 YTD	EXPORTS		Export % change from 2016 YTD
<i>Jan 1- June 30</i>			<i>Jan 1-Aug 19</i>		
Pure bred	2,588	+75%	Slaughter steers & heifers	199,407	+8%
Non-pure bred	24,375	+167%	Feeder steers & heifers	90,449	-39%
			Cows & Bulls	122,278	-25%

BEEF EXPORTS – CANADA

United States		Change from last year YTD	Mexico	Change from last year YTD
<i>Jan 1 – June 30</i>			<i>Jan 1 – June 30</i>	
Total	128,641 tonnes	+1% or +939 tonnes	8,212 tonnes	+16% or +1,152 tonnes

BEEF PRODUCTION – CANADA

	Jan 1 – August 26	Last Year Same Time	% Change
Fed	591,327 tonnes	578,191 tonnes	+2%
Non-fed	100,046 tonnes	88,240 tonnes	+13%

BEEF IMPORTS – CANADA

	Jan 1 – August 26	Last Year Same Time	% Change
United States	80,612 tonnes	79,857 tonnes	+1%
Non-NAFTA	30,497 tonnes	42,603 tonnes	-28%
Total	115,586 tonnes	127,598 tonnes	-9%

CHICAGO MERCANTILE EXCHANGE

Closing quotes on futures today were as follows:

Live Cattle			Feeder Cattle			Corn		Soybeans		Canadian \$				
\$/cwt US			\$/cwt US			\$/bu US	¢/bu	\$/bu US	¢/bu					
Oct	105.15	-0.25	Sep	142.72	+0.15	Sep	3.400	-2.2	Sep	9.420	+5.6	Spot	80.71	+0.69
Dec	109.47	+0.37	Oct	143.55	+0.25	Dec	3.552	-2.4	Nov	9.494	-4.2	Sep	80.72	+0.69
Feb	112.92	+0.57	Nov	143.95	+0.27	Mar	3.676	-2.6	Jan	9.592	+4.4	Oct	80.75	+0.69
Apr	114.07	+0.72	Jan	141.35	+0.85	May	3.752	-2.4	Mar	9.684	+4.2	Dec	80.77	+0.68
Jun	108.12	+0.60	Mar	139.27	+0.85	Jul	3.816	-2.2	May	9.774	+4.6	Mar	80.78	+0.68
Aug	106.47	+0.47	Apr	139.82	+0.77	Sep	3.880	-2.0	Jul	9.850	+5.0	Jun	80.80	+0.67

Beef Farmers of Ontario, 130 Malcolm Road, Guelph, ON N1K 1B1 Phone: (519) 824-0334 Fax: (519) 824-1930 or email: markets@ontariobeef.com

ONTARIO STOCKER & FEEDER TRADE SPECIAL FALL SALES

1-Sep	7:00 pm	Cargill Auction Market	Charolais & Exotic cross- steers and heifers
2-Sep	1:00 pm	Maple Hill Auctions Ltd	Ontario Autumn Angus Classic
moved	10:00 am	Warton- Grey Bruce Livestock Co-op	Stocker sale has been moved to October 26 in conjunction with the scheduled Calf Sale.
14-Sep	11:00 am	Ontario Stockyards Inc	Special fall yearling sale- with reg sale.
15-Sep	11:00 am	Community Livestock Exchange	Quinte Cattlemen's fall stocker sale
19-Sep	10:00 am	Thessalon- Algoma Livestock Co-op	Yearling sale
23-Sep	11:00 am	Denfield Livestock Exchange	Vaccinated stockers, bred cows & cow/calf pairs

Comments for the week ending August 31, 2017

There were 280 fed steers and heifers sold through auction markets this week, down 12 from last week and 211 below the same time last year. Fed steers traded from \$117.24-\$139.63 with a weekly weighted average price of \$128.90 down \$7.16 from last week and \$4.53 lower than last year at this time. Fed heifers ranged from \$113.72-\$132.81 averaging \$123.80 down \$8.77 from last week and \$7.39 below year ago prices. Auction markets reported trade as under pressure. Prices started out Tuesday as \$5.00-\$10.00 cwt lower and on Wednesday they were under pressure with prices \$7.00-\$8.00 cwt lower on the better quality cattle. By Thursday prices were reported as softer. In 2015 the live fed cattle market went from a weekly average of \$203.26 the week of June 4, 2015, down to \$155.37 the week ending October 8, 2015. This is a drop of \$47.89 or 23.6%, over an 18 week period. Since the week of June 8, 2017, where the live steer price topped out at \$179.00 on average, prices have declined to \$128.90 on average this week, that's \$50.10 cwt lower than June 8th or a decline of 28% in a 12 week period

Ontario railgrade prices continue to be unestablished as there have not been enough dressed sales reported to establish a market report. Producers have noted that bids are around \$223.00-\$230.00 dressed for steers and a dollar lower for heifers, but no sales were reported. Bids were for anywhere from this week delivery to the week of September 11th. Last year at this time the railgrade prices for steers ranged from \$218.00-\$232.00 dressed.

The Canadian Boxed Beef Report by Kevin Grier this week noted: "Canadian packers were not jumpy but were willing to deal. Cargill's sold position appears to be decent according to buyers but JBS appeared to have some work to do. There was notable volumes of meat with some age around. Canadian product is readily available given the robust kill levels. Buyers will be able to get a spot load or two easily in Canada."

There were 1,778 cull cows sold through Ontario auction markets this week up 81 head from last week and 193 less than last year at this time. Cull cows ranged from \$58.02-\$84.94 averaging \$80.75 down \$3.23 from last week and \$7.52 below year ago prices. Cows started out the week as steady, but as the week progressed prices declined. By mid-week the market was under pressure with prices \$2.00-\$3.00 lower to \$5.00-\$7.00 lower, and ended the week holding steady.

There were 3,226 stocker and feeder cattle sold through auction markets this week, up 173 head from last week but 1,471 less than last year at this time. Auction markets reported active trading on a strong demand with prices holding steady. Actual average prices for steers 400-500 lbs were up \$16.79 from last week, 500-600 lbs up \$0.72, 600-700 lbs down \$4.33, 700-800 lbs down \$2.57, 800-900 lbs up \$1.54, 900-1000 lbs up \$1.99 and steers over 1000 lbs averaged \$2.13 stronger than last week on average. Heifers 300-400 lbs were up \$3.49 from last week on average, 400-500 lbs up \$9.60, 500-600 lbs up \$11.00, 600-700 lbs up \$12.09, 700-800 lbs up \$8.41, 800-900 lbs down \$5.92 and heifers over 900 lbs averaged \$4.17 higher than last weeks weighted average prices.

The Quebec electronic market for this week ranged from \$225.00-\$228.25 dressed, down \$4.87 from last week on average.

Alberta direct trade was light this week. Canfax reported prices for steers at \$136.25-\$138.00 live but there were no live sales last week to compare to. On the rail steers were reported at \$225.00-\$232.50 averaging \$230.00 down \$0.88 from last week on average. Canfax notes: "With fed cattle prices continuing to work lower feeding margins have narrowed considerably. Many cattle being sold now are at or below breakeven levels."

The US cash cattle trade for the week ending August 24th, as reported by the Mandatory Price Report, listed live sales from \$105.00-\$108.00 with steers averaging \$106.78 down \$2.90 from the previous week, while heifers averaged \$106.76 down \$3.20. On the rail steers and heifers sold from \$165.00-\$175.50 dressed, with steers averaging \$169.70 down \$5.55 from the previous week on average, while heifers averaged \$169.67 down \$5.42. This week, on Wednesday, at the Fed Cattle Exchange online auction, there were 1,777 head of cattle on offer with 1,140 sold, of which 633 sold from \$105.00-\$105.25 live averaging \$105.10 with delivery within 1-9 days. Cattle with a 1-17 day delivery window sold at \$105.00 with just 56 head sold. 854 head sold on a dressed basis online at \$166.00 with a 1-17 day delivery. These sales were down \$1.68 from last week's weighted average on the cash market, on a live basis, and \$3.70 lower than last week's cash market on a dressed basis. The cash market Wednesday afternoon, was light to moderate in some feeding states, with dressed deals in the north from \$164.00-\$166.00 dressed, averaging \$165.25 steers and \$165.20 heifers, down around \$4.00 from last week. Live trade ranged from \$103.00-\$105.00 averaging \$104.59 for steers and \$104.81 for heifers down \$2.00 from last week, as posted by the USDA Mandatory Price report. Thursday light to moderate trade in several areas of feeding country were reported at prices steady to the week's decline from \$102.50-\$105.00 live and \$164.00-\$166.00 dressed. Today the market is quiet and it appears that the bulk of trade is completed.