



Weekly Market Information Report for the week ending Thursday, September 28, 2017

The following information is collected from various sources and disseminated by Beef Farmers of Ontario.

ONTARIO DIRECT TO PACKER RAILGRADE CATTLE TRADE

Prices are on a carcass weight basis before grade and weight discounts. Weekly Range:

A Grade Steers	213.00-220.00
A Grade Heifers	212.00-219.00

ONTARIO LIVE CATTLE TRADE

Ontario auction sales this week saw weighted average price ranges for:

FED CATTLE	Volume	Price Range	Average	Top	Last Week Avg
Large Frame Steers +1250	72	114.72-133.93	127.46	136.50	124.72
Medium Frame Steers +1250	38	105.96-131.53	117.67	147.00	123.93
Large & Medium Frame Steers +1250	110	109.52-133.26	124.70	147.00	123.93
Large Frame Heifers +1000	99	120.47-129.41	125.95	149.00	121.88
Medium Frame Heifers +1000	28	109.96-123.04	118.83	130.00	117.60
Large & Medium Frame Heifers +1000	127	114.72-128.03	124.08	149.00	121.63
Cows - All Weights	1,487	60.64-83.08	70.64	110.00	70.34
Bulls - All Weights	95	92.54-115.68	101.91	133.00	96.21

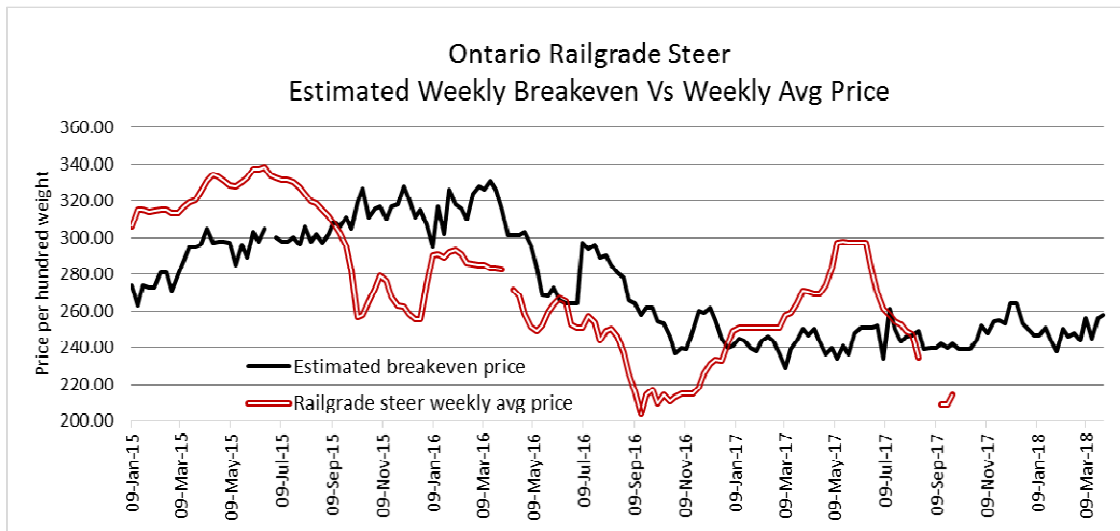
STOCKERS - Large and Medium Frame

STEERS	Volume	Price Range	Average	Top	Last Week Avg
1000+	548	168.37-185.31	176.64	188.00	170.15
900-999	306	179.83-193.91	187.04	197.00	184.83
800-899	396	186.86-198.82	193.63	203.50	189.47
700-799	345	181.43-216.89	201.41	227.00	190.56
600-699	340	180.96-233.12	207.82	246.00	196.64
500-599	313	175.49-242.66	217.37	265.00	211.90
400-499	239	197.01-256.31	233.09	300.00	223.04
-399	78	194.14-242.95	228.29	272.50	223.13

HEIFERS	Volume	Price Range	Average	Top	Last Week Avg
+900	213	126.98-164.14	148.40	178.00	146.90
800-899	115	149.43-174.71	165.50	186.50	170.18
700-799	233	165.14-187.30	176.15	196.00	167.19
600-699	300	153.72-184.80	172.60	200.25	163.26
500-599	195	158.80-192.59	178.86	214.00	176.69
400-499	174	164.26-207.74	188.82	220.00	184.48
300-399	68	179.06-218.87	201.75	240.00	198.76
-299	18	177.55-217.78	197.85	260.00	183.08

At Kawartha Lakes Community Sale Barn, September 23, 2017 –16 stockers, 77 cows, 7 bulls, 72 veal

	Price Range	Avg.	Top
Cows	58.00-77.00	660.06	82.00
Veal 600 lbs & over	120.00-134.00	120.46	134.00
Veal 125 lbs & less	40.00-200.00	83.64	207.50



The information provided on this report is based on weighted averages for actual data collected. Input costs are a guideline only and will vary from producer to producer. BFO does not take any responsibility and accepts no legal liability arising from or connected to damages or losses experienced by producers when using this information. This is to be used at your own risk.

Denfield Livestock Exchange Inc., September 26, 2017: 47 Fed Cattle, 18 Veal, 1 Bull, 62 Cows & 105 Drop Calves

	Price Range	Top		Price Range	Top
Choice steers	125.00-130.00	133.00	Good beef cows	80.00-90.00	
Good steers	120.00-125.00		Good Holstein cows	70.00-80.00	88.00
Choice heifers	125.00-130.00	134.50	D1 & D2 Cows	60.00-70.00	
Good heifers	120.00-125.00		D3 & D4 Cows	50.00-60.00	
Good Holstein veal	130.00-140.00	157.50	Choice drop calves	\$200.00-\$250.00/hd	\$340.00/hd
Plain & heavy veal	120.00-130.00		Good drop calves	\$100.00-\$200.00/hd	
Good beef bulls	102.00		Plain & Newborns	\$40.00-\$100.00/hd	

At Renfrew Pontiac Livestock Ltd.: September 26, 2017 – 14 Replacement Calves, 23 Cows, 3 Bulls

	Price Range	Top
Replacement Calves	80.00-135.00	200.00
Cows D1 & D2	85.00-98.00	106.00
Cows D3	71.00-84.00	
Cows D4	68.00-71.00	
Bulls	96.00-105.00	110.00

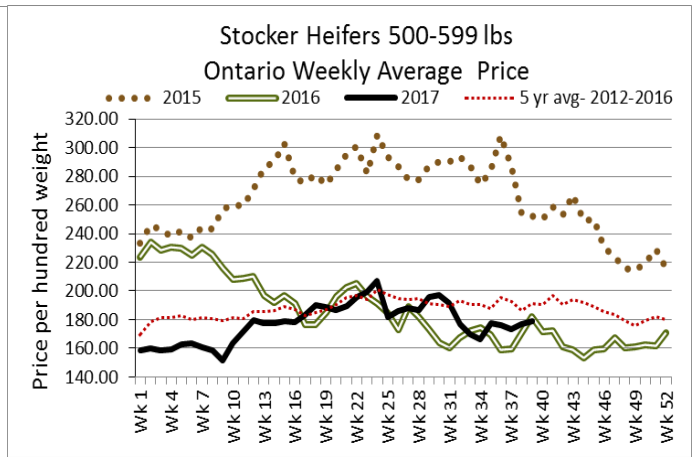
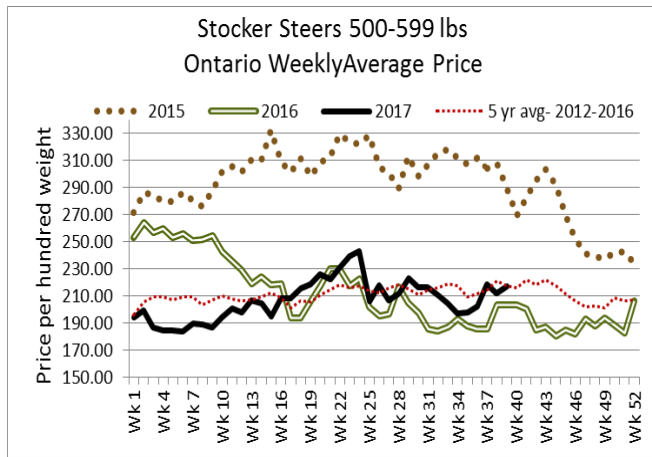
At Aylmer Stockyards Inc.: September 27, 2017 – 29 Veal, 121 Cows, 3 Bulls, 15 Fed Cattle, 27 Stockers, 103 drop calves

	Price Range	Average	Top
Cows	44.00-97.99	71.59	97.99
Veal over 600 lbs	94.99-151.49	128.40	151.49
Drop calves	\$20.00-\$295.00/hd	\$116.26/hd	

ONTARIO STOCKER & FEEDER TRADE

Stocker sale at **Brussels Livestock: September 22, 2017 – 884 Stockers**

Steers	Price Range	Average	Top	Heifers	Price Range	Average	Top
1000+	156.25-188.00	174.88	188.00	900+	130.50-170.00	153.38	170.00
900-999	163.00-192.25	179.31	192.25	800-899	139.00-171.00	151.68	179.00
800-899	183.50-203.50	192.29	203.50	700-799	146.00-179.00	164.31	181.00
700-799	173.00-206.75	196.78	206.75	600-699	155.00-179.50	170.56	196.00
600-699	183.00-246.00	219.96	246.00	500-599	173.00-194.00	172.46	207.00
500-599	217.00-249.00	236.02	249.00	400-499	175.00-217.00	200.91	217.00
400-499	230.00-257.00	249.54	257.00	300-399	55.00-210.00	175.00	210.00
399-	160.00-240.00	219.29	260.00				



Stocker sale at: **Community Livestock Exchange: September 26, 2017 – 154 Stockers**

Steers	Price Range	Average	Top	Heifers	Price Range	Average	Top
700-799	133.00-197.50	173.39	197.50	600-699	94.99-180.00	155.09	180.00
600-699	127.00-220.00	166.59	220.00	500-599	114.99-206.99	180.29	206.99
500-599	182.49-243.00	216.29	243.00	400-499	130.00-210.00	185.40	210.00
400-499	169.99-245.00	225.30	245.00	300-399	169.99-210.00	189.19	210.00

Stocker sale at: **Keady Livestock Market: September 26, 2017 – 552 Stockers**

Steers	Price Range	Average	Top	Heifers	Price Range	Average	Top
1000+	180.00-186.50	183.43	186.50	800-899	167.00-186.50	182.95	186.50
900-999	188.00-195.50	192.52	195.50	700-799	183.00-191.00	187.73	194.25
800-899	195.25-200.00	198.26	200.00	600-699	165.00-193.50	180.75	193.50
700-799	185.00-223.50	209.50	223.50	500-599	172.50-177.50	176.25	177.50
600-699	170.00-212.00	185.88	212.00	400-499	176.00-201.00	186.00	201.00
400-499	197.50-242.00	230.88	242.00				

Stocker sale at: **Renfrew Pontiac Livestock: September 26, 2017 – 210 Stockers**

Steers	Price Range	Average	Top	Heifers	Price Range	Average	Top
800-899	169.99-191.50	188.90	191.50	600-699	139.99-183.00	174.79	183.00
700-799	148.99-212.99	193.19	212.99	500-599	155.00-208.00	193.70	208.00
600-699	119.99-237.50	193.90	237.50	400-499	177.49-218.00	203.29	218.00
500-599	162.50-249.00	227.30	249.00	300-399	135.00-217.49	183.20	217.49
400-499	152.49-245.00	228.79	245.00	200-299	194.99-214.99	203.79	214.99
399-	212.50-256.99	231.19	256.99				

Stocker sale at **Ontario Livestock Exchange: September 27, 2017 – 367 Stockers**

Steers	Price Range	Average	Top	Heifers	Price Range	Average	Top
1000+	166.00-185.50	173.97	185.50	900+			
900-999	185.50-197.00	188.11	197.00				
800-899	198.00-17 hd						
700-799	213.50-220.50	217.09	220.50				

Stocker sale at: **Ontario Livestock Exchange, September 28, 2017 – 255 Stockers**

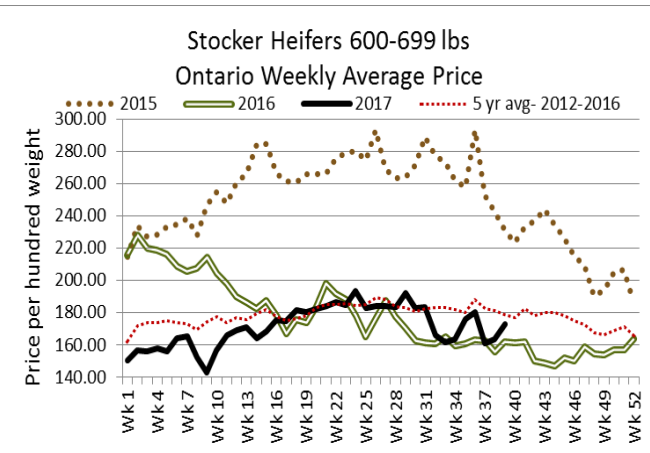
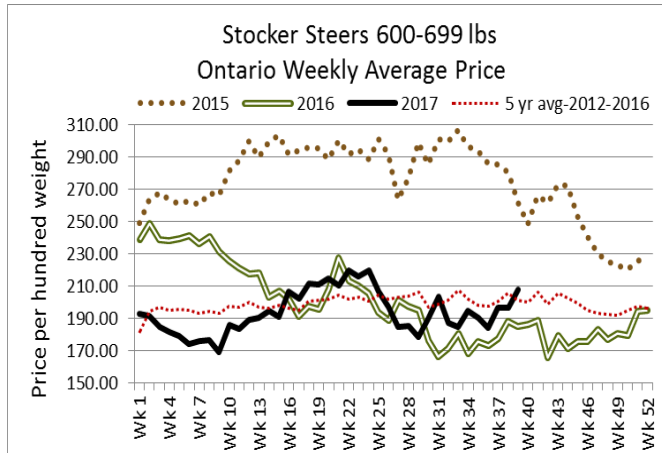
Steers	Price Range	Average	Top	Heifers	Price Range	Average	Top
800-899	160.00-183.00	176.58	183.00	900+	127.50-142.00	136.56	142.00
700-799	169.00-201.50	189.91	201.50	800-899	142.00-167.50	165.54	167.50
600-699	155.00-202.50	184.96	202.50	600-699	150.00-189.00	179.88	189.00
500-599	170.00-265.00	218.50	265.00	500-599	127.50-152.00	138.56	192.50
400-499	185.00-300.00	231.17	300.00	400-499	182.50-212.50	202.50	212.50
399-	170.00-220.00	201.11	220.00	300-399	202.50-225.00	218.00	225.00

Stocker sale at: **Ontario Stockyards Inc. September 28, 2017 – 591 Stockers**

Steers	Price Range	Average	Top	Heifers	Price Range	Average	Top
900-999	176.00-180.00	177.52	184.00	900+	100.00-166.00	139.40	178.00
800-899	170.00-197.25	187.83	197.25	800-899	125.00-172.50	152.61	173.00
700-799	172.50-219.50	193.70	225.00	700-799	146.00-196.00	164.50	196.00
600-699	187.00-235.00	206.56	235.00	600-699	152.00-194.00	171.49	194.00
500-599	129.75-221.00	185.71	231.50	500-599	162.00-183.00	172.33	202.00
400-499	199.00-244.00	227.09	244.00	400-499	142.00-195.00	171.33	210.00
399-	212.00-253.00	243.48	253.00	300-399	172.50-210.00	190.83	210.00
				299-	172.50-204.00	188.59	204.00

Stocker sale at: **Ottawa Livestock Exchange, September 28, 2017 – 203 Stockers**

Steers	Price Range	Average	Top	Heifers	Price Range	Average	Top
800-899	141.00-182.00	170.60	182.00	600-699	160.00-190.00	179.71	190.00
700-799	152.00-208.00	183.89	208.00	500-599	136.00-184.00	171.93	200.00
600-699	200.00-234.00	218.00	234.00	400-499	186.00-216.00	197.33	216.00
500-599	152.00-246.00	224.40	246.00	300-399	202.00-222.00	209.71	222.00
400-499	215.00-248.00	235.06	248.00	299-	192.00-235.00	213.00	235.00
399-	215.00-255.00	242.56	255.00				



ONTARIO STOCKER & FEEDER TRADE SPECIAL FALL SALES

Stocker sale at **Maple Hill Auctions Ltd: September 25, 2017 – 414 Stockers**

Steers	Price Range	Average	Top	Heifers	Price Range	Average	Top
1000+	184.25-186.75	185.50	186.75	700-799	189.00-194.50	191.81	194.50
900-999	187.50-195.00	193.52	195.00	600-699	195.00-200.25	198.94	200.25
800-899	195.50-202.25	198.26	202.25	500-599	188.00-200.00	196.73	200.00
700-799	218.00-223.00	219.86	223.00				
600-699	230.00-236.00	234.11	236.00				

Stocker sale at **Vankleek Hill Livestock Exchange: September 27, 2017 – 276 Stockers**

Steers	Price Range	Average	Top	Heifers	Price Range	Average	Top
800-899	160.00-191.00	179.40	191.00	800-899	160.00-178.00	167.75	178.00
700-799	172.00-227.00	196.14	227.00	700-799	162.00-188.00	169.71	188.00
600-699	197.00-240.00	217.45	240.00	600-699	167.00-191.50	177.78	191.50
500-599	188.00-250.00	221.18	252.00	500-599	175.00-214.00	188.87	214.00
400-499	206.00-259.00	232.75	259.00	400-499	202.00-220.00	200.30	220.00
399-	180.00-253.00	239.06	253.00	300-399	220.00-240.00	222.53	240.00
				299-	140.00-260.00	201.95	260.00

QUEBEC ELECTRONIC AUCTION MARKET (F.O.B. THE FEEDLOT)

On Thursday, September 28, 2017	Price 212.00-214.75	Change from Last Week +0.23
---------------------------------	-------------------------------	---------------------------------------

ALBERTA DIRECT TRADE

Week Ending Thursday, September 28, 2017

Steers	Live	N/T	Flat rail	218.50-219.50
Heifers	Live	N/T	Flat rail	N/T

U.S. TRADE (U.S. funds)

Week Ending Thursday, September 28, 2017

Choice and Select Steers and Heifers:	Live	107.00-110.00
	Rail	170.00-172.00

LIVE CATTLE EXPORTS-ONTARIO

	Week ending Sept 9, 2017	Week ending Sept 2, 2017	Year to Date
Total live slaughter cattle exported from Ontario to the U.S.	2,217	1,992	91,827
Steers & Heifers	404	180	17,753
Cows	1,373	1,341	54,638
Bulls	440	471	19,436

CANADIAN BOXED BEEF CUT-OUT VALUES

Week Ending	AAA	AA
September 15, 2017	2.4643	2.3308
September 8, 2017	2.4273	2.3685
September 1, 2017	2.4659	2.3545

U.S. BOXED BEEF CUT-OUT VALUES (U.S. funds)

	Choice 600-900	Select 600-900
Current Five Day Average:	194.81	190.35

USDA ESTIMATED CATTLE PROCESSING VOLUME

	Week Ending September 30, 2017	Previous Week	Year Ago
Grand Total	648,000	637,000	615,000

FEDERALLY INSPECTED CANADIAN PROCESSING

	Week Ending Sept 23, 2017	# of hd change from week ago	YTD	% Change (Week Ago)	% Change (Year Ago)
Grand Total	58,897	+165	2,045,011	+0%	+7%
Western Slaughter	46,192	+443	457,429	+1%	+7%
Eastern Slaughter	12,705	-278	444,724	-2%	+6%

AVERAGE CARCASS WEIGHTS – CANADA

	Steers	Heifers
Sept 23, 2017	924	845
Sept 16, 2017	913	854
Sept 24, 2016	928	856

LIVE CATTLE – CANADA

IMPORTS		Import % change from 2016 YTD	EXPORTS		Export % change from 2016 YTD
Jan 1- July 31			Jan 1-Sept 16		
Pure bred	3,535	+88%	Slaughter steers & heifers	226,530	+9%
Non-pure bred	27,937	+181%	Feeder steers & heifers	95,696	-39%
			Cows & Bulls	138,545	-25%

BEEF EXPORTS – CANADA

United States		Change from last year YTD	Mexico	Change from last year YTD
Jan 1 – July 31			Jan 1 – July 31	
Total	155,372 tonnes	+3% or +5,064 tonnes	9,787 tonnes	+19% or +1,554 tonnes

BEEF PRODUCTION – CANADA

	Jan 1 – September 23	Last Year Same Time	% Change
Fed	674,452 tonnes	663,678 tonnes	+2%
Non-fed	109,561 tonnes	96,266 tonnes	+14%

BEEF IMPORTS – CANADA

	Jan 1 – September 23	Last Year Same Time	% Change
United States	87,085 tonnes	88,533 tonnes	-2%
Non-NAFTA	32,975 tonnes	47,603 tonnes	-31%
Total	125,002 tonnes	141,784 tonnes	-12%

CHICAGO MERCANTILE EXCHANGE

Closing quotes on futures today were as follows:

Live Cattle		Feeder Cattle		Corn		Soybeans		Canadian \$	
\$/cwt US		\$/cwt US		\$/bu US		\$/bu US			
Oct	109.10 +0.12	Oct	152.22 -0.72	Dec	3.552 +2.6	Nov	9.682 +8.6	Spot	80.21 -0.27
Dec	115.25 +0.20	Nov	154.00 -0.97	Mar	3.676 +2.4	Jan	9.784 +8.2	Oct	80.22 -0.27
Feb	118.62 +0.07	Jan	151.52 -1.05	May	3.762 +2.4	Mar	9.876 +8.2	Dec	80.25 -0.27
Apr	119.85 +0.00	Mar	148.72 -0.90	Jul	3.836 +2.4	May	9.956 +7.6	Mar	80.28 -0.27
Jun	113.05 -0.32	Apr	148.65 -0.77	Sep	3.900 +2.0	Jul	10.024 +7.2	Jun	80.28 -0.27
Aug	110.72 -0.35	May	147.82 -1.00	Dec	3.994 +2.4	Aug	10.030 +7.0	Sep	80.27 -0.26

Beef Farmers of Ontario, 130 Malcolm Road, Guelph, ON N1K 1B1 Phone: (519) 824-0334 Fax: (519) 824-1930 or email: markets@ontariobeef.com

ONTARIO STOCKER & FEEDER TRADE SPECIAL FALL SALES

30-Sep	8:30 am	Stratton-Rainy River Cattlemen's Sale	Mostly calves, also yearlings & cows
3-Oct	11:00 am	Ontario Stockyards Inc	Fall Yearling Sale
4-Oct	10:00 am	Kawartha Lakes Community Sale Barn	Peterborough/Victoria Counties Sale
5-Oct		Ontario Livestock Exchange	Bred Cow Sale – after regular sale
6-Oct	9:00 am	Keady Livestock Market	Grass yearling sale- overnight stand.
6-Oct	7:00 pm	Cargill Auction Market	Char & Exotic cross yearlings
7-Oct	10:00 am	Brussels Livestock	4H Show and Sale
7-Oct	11:00 am	Denfield Livestock Exchange	Vaccinated stockers, bred cows, cow/calf pairs
9-Oct	7:00 pm	Maple Hill Auctions Ltd	Stocker Sale
11-Oct	7:00 pm	Brussels Livestock	bred cows, cow/calf pairs
12-Oct	11:00 am	Ontario Stockyards Inc	CDN Angus Certification Program/CDN Hereford Assoc Sale, Leeds/Grenville Calf Sale
13-Oct	9:00 am	Keady Livestock Market	Grass yearling sale- overnight stand
13-Oct	12:00 pm	Temiskaming Livestock Sales	Calf and yearling sale
14-Oct	10:00 am	Thessalon-Algoma Livestock Co-op	Calves
14-Oct	1:00 pm	Maple Hill Auctions Ltd	Bluewater Angus Sale

Comments for the week ending September 28, 2017

The extreme heat this week contributed to lighter receipts of cattle coming to market. There were 237 fed steers and heifers sold through auction markets down 45 from last week, and 145 less than the same week last year. Fed steers ranged from \$109.52-\$133.26 averaging \$124.70 up \$0.77 from last week but \$4.39 below year ago prices. Fed heifers ranged from \$114.72-\$128.03 averaging \$124.08 up \$2.45 from last week and \$1.78 lower than last year at this time. Auction markets reported trade as steady to \$2.00-\$3.00 cwt higher, especially on the good quality cattle, with premiums on fancy lots up to \$147.00-\$149.00 cwt. The market ended the week on a good demand at prices \$3.00-\$4.00 cwt higher. With light receipts the quality of cattle can have a great impact on the average prices.

Ontario railgrade prices were unestablished on the previous Friday, but by Monday prices had improved to \$213.00-\$215.00 dressed for steers and \$212.00-\$214.00 for heifers. Prices held fully steady but on Thursday prices started to be reported up to \$220.00 dressed, but not enough to establish a report. This week's average prices are \$5.00 higher than last week, but \$3.25 below year ago prices.

The Canadian Boxed Beef Report by Kevin Grier reported Canadian product availability as: "Buyers are not likely to see any problems getting Canadian product this week. The odd hip cut might require some negotiation but all in all there is a little of everything and buyers should not have trouble getting a spot load or two." Kevin reports that Canadian buyer activity was active early in the week, but got quiet near the end. "They were not working to get positioned, they were just topping up and adding to normal needs. The big retailers were cleaning up last half of October secondary features although some still had work to do on the front pages. Early November ads are being negotiated. Once again it appears that the latter half of October should be good for beef on the ads."

There were 1,487 cull cows sold through auction markets this week, down 241 from last week and 311 less than this time last year. Cull cows sold from \$60.64-\$83.08 averaging \$70.64 up \$0.30 from last week and \$9.65 below year ago prices. Auction markets reported trade as steady to last week with one market early week noting prices up \$2.00-\$3.00. By mid-week the market was steady to mostly steady and ended the week with active trading at slightly higher prices.

Lighter receipts of stocker and feeder cattle met a strong demand this week. There were 3,881 head sold through auction markets down 998 from last week, and 1,087 less than this time last year. Auction markets reported trade as active and strong, with prices steady to higher, up at least \$2.00-\$3.00 on all classes. Actual average prices this week for steers 400-500 lbs were up \$10.05 from last week on average, steers 500-600 lbs were up \$5.47, 600-700 lbs up \$11.18, 700-800 lbs up \$10.85, 800-900 lbs up \$4.16, 900-1000 lbs up \$2.21 and steers 1000 lbs plus averaged \$6.49 higher than last week. Heifers 300-400 lbs averaged \$2.99 higher than last week, 400-500 lb heifers were up \$4.34, 500-600 lbs up \$2.17, 600-700 lbs up \$9.34, 700-800 lbs up \$8.96, 800-900 lbs down \$4.68 and heifers over 900 lbs averaged \$1.50 stronger than last week on average.

The Quebec electronic market this week ranged from \$212.00-\$214.75 dressed, up \$0.23 from last week on average.

Alberta direct trade was very light and under some pressure this week with Canfax noting that cattle sold this week are for delivery in 2-3 weeks. Canfax reported steers from \$218.50-\$219.50 on a dressed basis, down \$4.37 from last week on average. Bids of \$130.50-\$132.00 were passed according to Canfax.

The US cash cattle trade for the week ending September 21st, was light to moderate on Friday afternoon at higher prices. The USDA Mandatory Price Report listed live sales from \$106.00-\$110.00 with steers averaging \$108.50 up \$2.62 from the previous week, while heifers averaged \$108.46 up \$2.61. On the rail steers and heifers sold from \$169.00-\$176.00 dressed, with steers averaging \$170.64 up \$4.16 from the previous week, while heifers averaged \$170.77 up \$4.48. This week, on Wednesday, at the Fed Cattle Exchange online auction, there were 1,342 head of cattle on offer, with no sales taking place, as sellers passed on the bids ranging from \$106.25-\$107.50 live. Thursday saw moderate trade develop in the south with sales from \$107.00-\$110.00 live, averaging \$108.00 which is steady to last week's southern market. In the north a light test surfaced from \$170.00-\$172.00 dressed which is \$1.00-\$2.00 higher than last week. Today, trade in the north was light to moderate at \$172.00 dressed, while the south remained at a standstill. It appears that the bulk of trade in the south was completed yesterday. Business is starting to slow down in the north and could be finished for the week. Unsold cattle are sitting at \$172.00-\$174.00 dressed in the north and \$109.00 plus live in the south.