



Weekly Market Information Report for the week ending Thursday, October 26, 2017

The following information is collected from various sources and disseminated by Beef Farmers of Ontario.

ONTARIO DIRECT TO PACKER RAILGRADE CATTLE TRADE

Prices are on a carcass weight basis before grade and weight discounts. Weekly Range:

A Grade Steers	223.00-228.00
A Grade Heifers	222.00-227.00

ONTARIO LIVE CATTLE TRADE

Ontario auction sales this week saw weighted average price ranges for:

FED CATTLE	Volume	Price Range	Average	Top	Last Week Avg
Large Frame Steers +1250	128	124.39-140.19	134.45	148.75	129.43
Medium Frame Steers +1250	112	126.96-136.45	132.96	142.00	133.09
Large & Medium Frame Steers +1250	240	127.17-139.42	134.20	148.75	131.64
Large Frame Heifers +1000	176	121.95-135.05	130.05	147.00	129.42
Medium Frame Heifers +1000	104	116.34-131.13	125.35	137.25	129.09
Large & Medium Frame Heifers +1000	280	119.75-136.42	128.90	147.00	129.79
Cows - All Weights	2,465	55.57-78.43	66.46	132.49	66.54
Bulls - All Weights	183	83.52-105.51	94.83	183.00	96.01

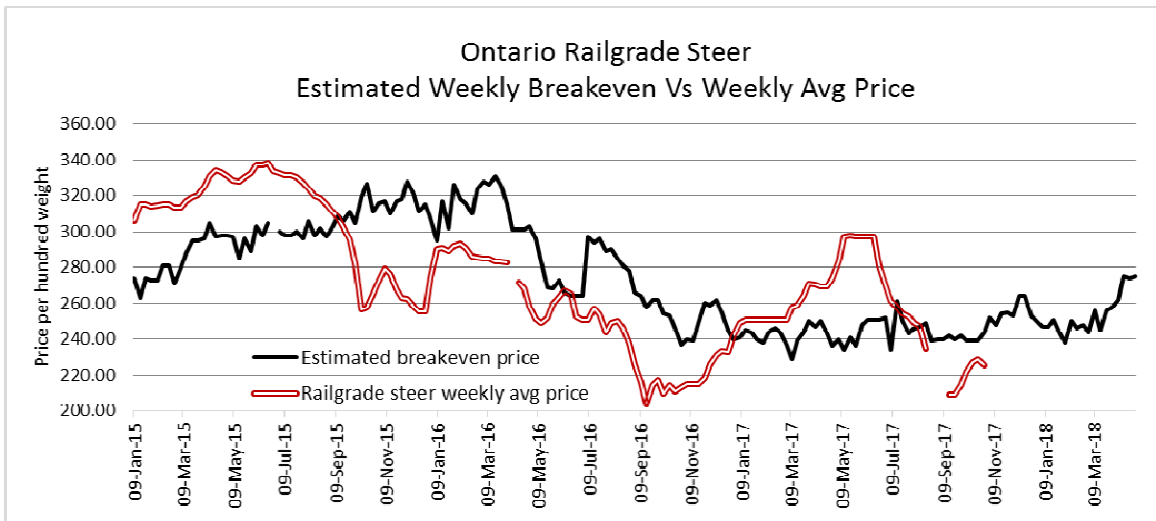
STOCKERS - Large and Medium Frame

STEERS	Volume	Price Range	Average	Top	Last Week Avg
1000+	1,007	178.17-197.58	187.95	211.50	187.44
900-999	1,267	194.10-210.67	202.86	217.75	202.63
800-899	659	188.62-211.65	203.12	218.50	203.82
700-799	658	175.60-223.36	205.39	235.00	197.54
600-699	1,230	169.06-235.45	212.01	256.99	206.57
500-599	1,370	177.38-247.93	222.95	264.00	224.96
400-499	783	183.96-260.79	228.35	275.00	219.70
-399	243	160.36-260.44	212.92	305.00	232.90

HEIFERS	Volume	Price Range	Average	Top	Last Week Avg
+900	592	147.07-180.61	166.12	198.99	162.21
800-899	661	163.33-190.46	180.56	204.25	183.66
700-799	551	162.67-193.47	180.06	220.10	167.72
600-699	645	152.11-193.64	177.85	210.00	176.70
500-599	1,048	156.09-218.16	191.75	233.00	191.43
400-499	644	159.27-224.39	198.57	258.00	198.79
300-399	152	167.05-223.48	200.64	242.49	205.33
-299	34	167.76-204.63	184.24	250.00	221.43

At Kawartha Lakes Community Sale Barn, October 21, 2017 –61 stockers, 91 cows, 7 bulls, 51 veal

	Price Range	Avg.	Top
Cows	57.00-80.00	65.40	83.00
Veal 600 lbs & over	110.00-146.00	120.92	146.00
Veal 125 lbs & less	100.00-175.00	129.52	175.00



The information provided on this report is based on weighted averages for actual data collected. Input costs are a guideline only and will vary from producer to producer. BFO does not take any responsibility and accepts no legal liability arising from or connected to damages or losses experienced by producers when using this information. This is to be used at your own risk.

Denfield Livestock Exchange Inc., October 24, 2017: 91 Fed Cattle, 37 Veal, 1 Bull, 77 Cows & 104 Drop Calves

	Price Range	Top		Price Range	Top
Choice steers	135.00-140.00	143.00	Good beef cows	70.00-80.00	113.00
Good steers	130.00-135.00		Good Holstein cows	65.00-75.00	91.00
Choice heifers	135.00-140.00		D1 & D2 Cows	55.00-65.00	
Good heifers	130.00-135.00		D3 & D4 Cows	40.00-50.00	
Good Holstein veal	130.00-140.00	148.00	Choice drop calves	\$175.00-\$250.00/hd	\$370.00/hd
Plain & heavy veal	125.00-130.00		Good drop calves	\$100.00-\$175.00/hd	
Good beef bulls	105.50		Plain & Newborns	\$40.00-\$100.00/hd	

At Renfrew Pontiac Livestock Ltd.: October 24, 2017 – 14 Replacement Calves, 100 Cows, 9 Bulls

	Price Range	Top
Replacement Calves	70.00-120.00	230.00
Cows D1 & D2	88.00-100.00	103.00
Cows D3	76.00-87.00	
Cows D4	65.00-75.00	
Bulls	95.00-102.00	105.00

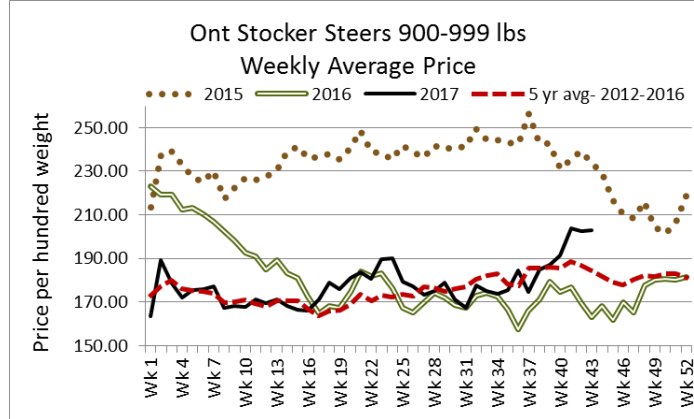
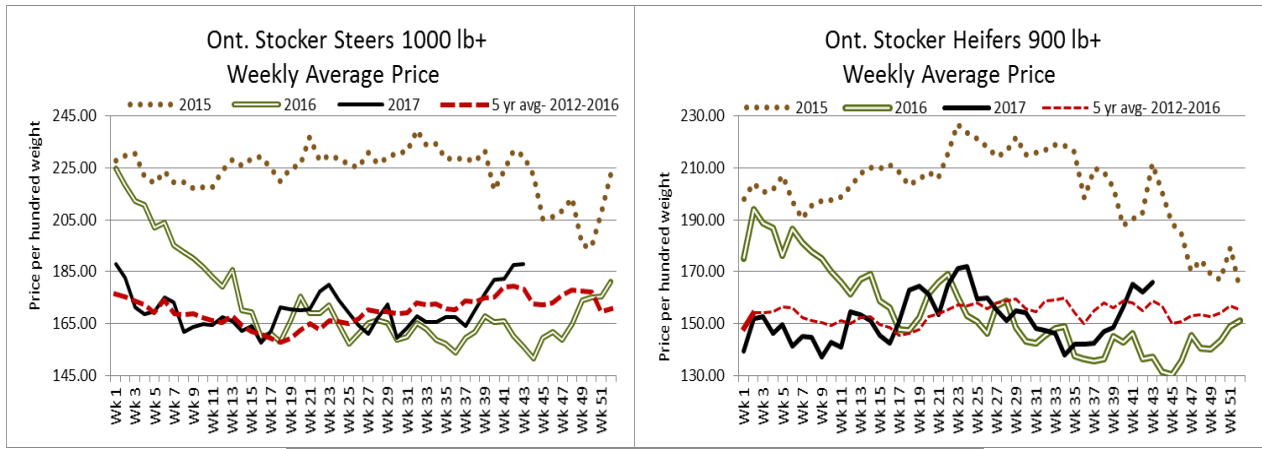
At Aylmer Stockyards Inc.: October 18, 2017 – 92 stockers, 74 Veal, 179 Cows, 2 Bulls, 21 Fed Cattle, 162 drop calves

	Price Range	Average	Top
Fed Heifers dairy & dairy cross	74.49-104.00	93.50	104.00
Cows	45.00-81.99	68.99	132.49
Veal over 600 lbs	100.00-180.00	138.99	180.00

ONTARIO STOCKER & FEEDER TRADE

Stocker sale at **Brussels Livestock: October 20, 2017 – 1,958 Stockers**

Steers	Price Range	Average	Top	Heifers	Price Range	Average	Top
1000+	163.00-174.50	171.13	182.00	900+	154.00-181.25	166.70	181.25
900-999	190.00-204.25	198.28	204.25	800-899	160.00-187.75	176.78	202.00
800-899	192.00-217.00	207.36	217.00	700-799	164.00-198.00	178.78	198.00
700-799	189.00-226.50	215.69	226.50	600-699	166.00-198.00	185.95	201.00
600-699	180.00-236.50	216.47	236.50	500-599	179.00-222.00	198.13	225.00
500-599	190.00-250.00	221.28	250.00	400-499	173.00-236.00	206.92	236.00
400-499	214.00-260.00	240.62	267.00	300-399	200.00-232.00	214.43	232.00
399-	190.00-300.00	252.80	305.00	299-	210.00-230.00	221.11	250.00



Stocker sale at: **Community Livestock Exchange: October 24, 2017 – 461 Stockers**

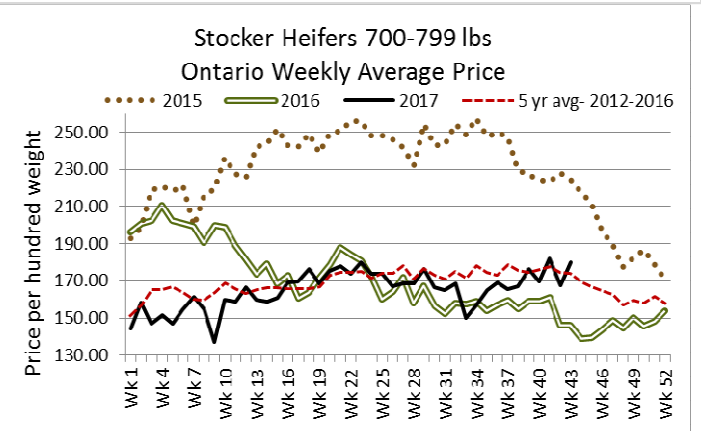
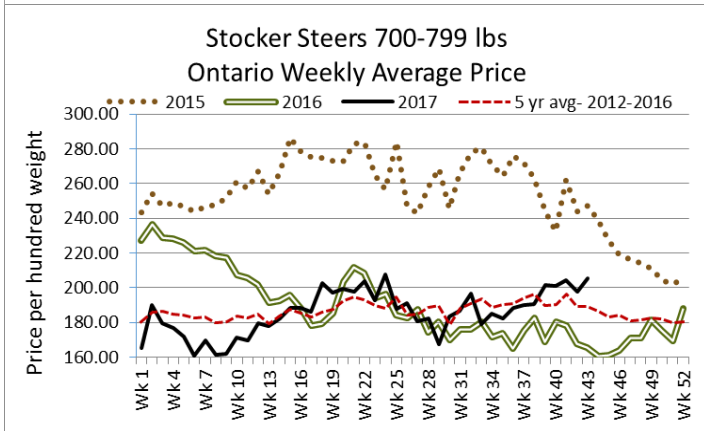
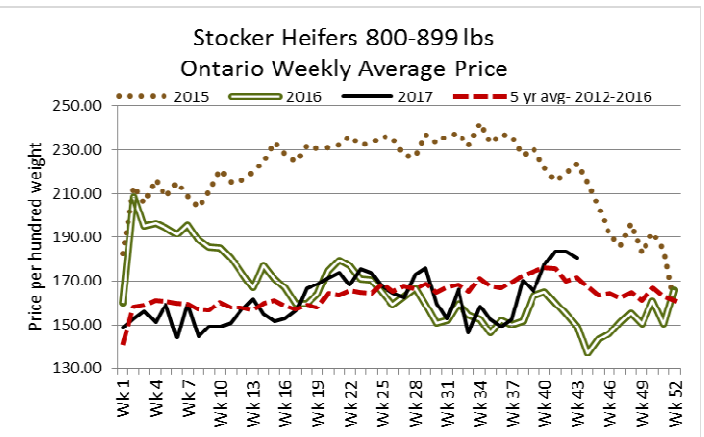
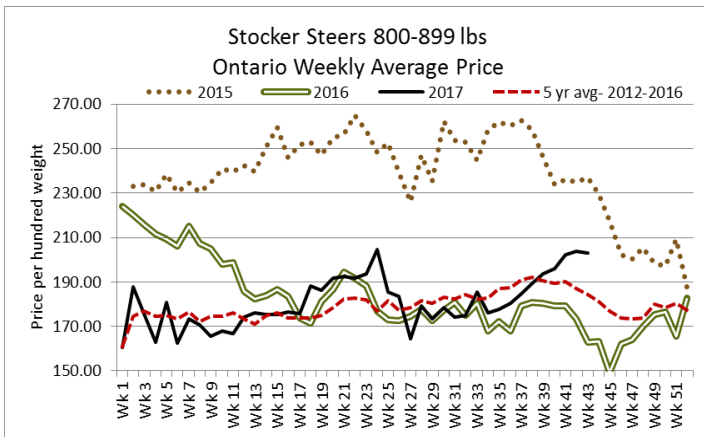
Steers	Price Range	Average	Top	Heifers	Price Range	Average	Top
700-799	96.99-214.99	175.80	214.99	600-699	116.99-196.99	162.40	196.99
600-699	109.00-227.00	177.20	227.00	500-599	110.00-227.00	178.00	227.00
500-599	136.00-250.99	216.10	250.99	400-499	119.99-208.49	186.29	208.49
400-499	127.49-272.50	228.29	272.50				
399-	220.99-227.49	224.29	267.49				

Stocker sale at: **Keady Livestock Market: October 24, 2017 – 840 Stockers**

Steers	Price Range	Average	Top	Heifers	Price Range	Average	Top
1000+	174.00-196.00	189.27	196.00	900+	160.00-190.00	179.37	190.00
900-999	189.00-211.00	199.61	211.00	800-899	188.50-200.00	195.76	200.00
800-899	186.00-215.00	205.43	215.00	700-799	159.00-198.50	188.11	198.50
700-799	187.00-224.00	209.98	224.00	600-699	137.50-190.00	167.88	207.50
600-699	209.00-235.00	220.30	247.00	500-599	177.00-218.50	193.83	218.50
500-599	215.00-254.00	239.07	259.00	400-499	152.50-213.00	187.78	217.00
400-499	220.00-267.00	253.17	270.00	300-399	140.00-214.00	178.35	217.00
399-	135.00-270.00	214.50	270.00				

Stocker sale at: **Renfrew Pontiac Livestock: October 24, 2017 – 819 Stockers**

Steers	Price Range	Average	Top	Heifers	Price Range	Average	Top
900-999	140.99-193.99	182.69	193.99	800-899	100.00-172.99	156.00	172.99
800-899	143.99-200.00	181.49	200.00	700-799	137.50-184.00	165.19	184.00
700-799	164.99-222.99	207.20	222.99	600-699	132.49-200.99	186.49	200.99
600-699	139.99-245.00	214.90	245.00	500-599	155.00-225.99	200.49	225.99
500-599	139.99-254.99	220.29	254.99	400-499	125.00-227.49	199.79	227.49
400-499	148.99-275.00	228.90	275.00	300-399	130.00-242.49	212.00	242.49
399-	150.00-295.00	241.00	295.00				



Stocker sale at **Ontario Livestock Exchange: October 25, 2017 – 431** Stockers

Steers	Price Range	Average	Top	Heifers	Price Range	Average	Top
1000+	175.00-202.50	185.79	202.50	900+	141.00-174.00	157.50	174.00
900-999	183.00-211.00	195.00	211.00	800-899	165.50-182.00	175.00	182.00
800-899	201.50-211.00	207.39	211.00	700-799	161.00-184.00	175.33	184.00

Stocker sale at: **Ontario Livestock Exchange, October 26, 2017 – 354** Stockers

Steers	Price Range	Average	Top	Heifers	Price Range	Average	Top
1000+	130.00-166.00	150.80	179.00	900+	113.00-144.00	124.17	144.00
900-999	115.00-184.00	159.93	195.00	800-899	134.00-154.00	150.05	154.00
800-899	123.00-157.50	147.30	184.00	700-799	88.00-148.00	120.42	148.00
700-799	129.00-217.00	172.43	219.00	600-699	95.00-115.00	108.75	180.00
600-699	165.00-190.00	176.34	205.00	500-599	140.00-190.00	167.47	190.00
500-599	152.00-215.00	198.85	215.00	400-499	170.00-217.50	198.75	217.50
400-499	74.00-235.00	175.31	249.00				
399-	147.50-255.00	188.75	225.00				

Stocker sale at: **Ontario Stockyards Inc. October 26, 2017 – 1,234** Stockers

Steers	Price Range	Average	Top	Heifers	Price Range	Average	Top
1000+	121.00-186.00	166.82	195.00	900+	147.50-179.00	163.81	179.00
900-999	164.00-206.00	194.49	206.00	800-899	140.00-172.50	160.10	172.50
800-899	162.00-207.00	186.69	216.00	700-799	143.50-180.00	167.16	217.00
700-799	180.00-224.00	203.45	224.00	600-699	170.00-194.00	179.24	210.00
600-699	185.00-231.00	213.03	250.00	500-599	181.00-215.00	199.29	220.00
500-599	220.00-260.25	238.74	260.25	400-499	185.00-240.00	208.09	258.00
400-499	220.00-268.00	245.17	269.00	300-399	180.00-227.50	205.72	240.00
399-	217.00-270.00	248.98	270.00	299-	182.50-240.00	215.03	240.00

Stocker sale at: **Ottawa Livestock Exchange, October 26, 2017 – 408** Stockers

Steers	Price Range	Average	Top	Heifers	Price Range	Average	Top
700-799	126.00-182.00	156.73	204.00	600-699	142.00-186.00	161.31	196.00
600-699	164.00-220.00	196.98	236.00	500-599	130.00-210.00	168.00	232.00
500-599	172.00-244.00	212.95	254.00	400-499	128.00-180.00	158.82	212.00
400-499	162.00-265.00	216.62	275.00	300-399	148.00-190.00	177.67	190.00
399-	107.00-222.00	154.51	270.00				

ONTARIO STOCKER & FEEDER TRADE SPECIAL FALL SALES

Stocker sale at **Keady Livestock Market: October 20, 2017 – 1,123** Stockers (yearling sale- overnight stand)

Steers	Price Range	Average	Top	Heifers	Price Range	Average	Top
1000+	194.50-203.50	199.66	211.50	800-899	204.25-25 hd		
900-999	206.75-215.00	210.15	217.75				
800-899	212.50-215.25	214.57	215.50				

A good quality offering of yearlings sold fully steady to last Friday's higher market.

Stocker sale at **Community Livestock Exchange, Quinte Cattlemen's Sale, October 20, 2017 - 487** stockers

Steers	Price Range	Average	Top	Heifers	Price Range	Average	Top
1000+	140.99-175.00	165.70	175.00	900+	179.00-198.99	196.50	198.99
900-999	141.99-198.99	174.30	198.99	800-899	159.00-195.50	189.79	195.50
800-899	169.99-208.00	200.80	208.00	700-799	165.99-193.99	188.19	193.99
700-799	182.49-233.99	209.20	233.99	600-699	137.99-197.50	178.60	197.50
600-699	150.00-256.99	235.80	256.99	500-599	166.99-217.49	201.60	217.49
500-599	169.99-262.99	230.39	262.99	400-499	128.00-220.00	205.79	220.00
400-499	169.99-264.99	247.59	264.99				

There was active bidding for all classes of the high quality offering of 487 [249 steers, 238 heifers] cattle. Demand for heifers was especially strong in the present market with exceptional strength shown in the heavier weight classes. There were 22 purchasing buyers and 38 consignors.

Stocker sale at **Rainy River Cattlemen's Sale-Stratton: October 21, 2017 – 856** Stockers, **116** cows, **17** bulls

Steers	Price Range	Average	Top	Heifers	Price Range	Average	Top
800-899	169.99-199.50	185.80	199.50	600-699	110.00-188.99	166.10	188.99
700-799	130.00-227.00	194.30	224.00	500-599	114.99-233.00	195.10	233.00
600-699	139.99-237.00	215.79	237.00	400-499	186.00-234.50	215.60	234.50
500-599	169.99-236.50	225.30	236.50	300-399	206.00-231.00	216.99	231.00
400-499	208.00-262.99	231.99	262.99	299-	227.49-233.00	230.29	233.00
399-	193.99-300.99	242.60	300.99				

Cows and bulls sold actively at fully steady prices. Stockers sold on a strong demand with prices fully steady to strong.

Stocker sale at **Maple Hill Auctions Ltd, October 23, 2017- 432** stockers- local calf sale!

Steers	Price Range	Average	Top	Heifers	Price Range	Average	Top
1000+	199.50-203.25	202.31	203.25	800-899	154.00-178.00	162.00	178.00
900-999	201.75-210.25	206.12	210.25	700-799	178.50-190.00	182.76	190.00
800-899	199.50-210.00	205.18	210.00	600-699	173.00-198.00	186.50	198.00
700-799	198.00-210.00	203.93	210.00	500-599	162.00-210.00	199.26	217.00
600-699	195.50-226.00	213.45	226.00	400-499	179.00-223.00	217.22	223.00
500-599	209.00-235.00	229.43	235.00	300-399	210.00-215.00	212.50	215.00
400-499	207.00-234.00	216.00	234.00				

Stocker sale at **Ontario Stockyards Inc., October 24, 2017 - 1,003** stockers

Steers	Price Range	Average	Top	Heifers	Price Range	Average	Top
1000+	172.00-190.00	179.48	196.00	900+	168.00-197.50	184.13	197.50
900-999	190.50-206.00	196.47	212.50	800-899	175.00-203.75	188.75	203.75
800-899	198.00-217.00	211.02	218.50	700-799	184.00-204.00	193.64	206.50
700-799	201.00-235.00	221.72	235.00	600-699	172.00-204.00	192.56	204.00
600-699	211.00-253.00	234.06	253.00	500-599	157.50-197.00	174.54	197.00
500-599	173.00-187.50	179.61	210.00				

Fall yearling sale with a good quality offering selling at strong prices.

Stocker Sale at **Kawartha Lakes Community Sale Barn, October 25, 2017 – 443** stockers

Steers	Price Range	Average	Top	Heifers	Price Range	Average	Top
1000+	122.50-191.50	164.96	191.50	900+	87.50-188.75	174.81	188.75
900-999	155.00-210.00	196.27	210.00	800-899	137.50-181.00	176.53	181.00
800-899	160.00-211.00	189.90	211.00	700-799	155.00-195.50	177.25	195.50
700-799	160.00-226.00	207.52	226.00	600-699	170.00-205.00	189.27	205.00
600-699	162.50-247.50	214.27	247.50	500-599	157.50-225.50	203.14	225.50
500-599	134.00-264.00	231.31	264.00	400-499	187.50-249.00	215.27	249.00
400-499	212.50-270.00	240.08	270.00				
399-	215.00-275.00	241.39	275.00				

A good quality offering of cattle sold actively at steady to higher prices.

Stocker sale at **Vankleek Hill Livestock Exchange, October 25, 2017 – 574** Stockers

Steers	Price Range	Average	Top	Heifers	Price Range	Average	Top
800-899	166.00-195.00	182.21	195.00	600-699	160.00-182.00	170.53	189.00
700-799	172.00-200.00	187.08	210.00	500-599	158.00-202.00	173.28	206.00
600-699	180.00-229.00	196.37	229.00	400-499	140.00-198.00	170.28	204.00
500-599	172.00-238.00	201.71	238.00	300-399	150.00-208.00	172.93	208.00
400-499	146.00-238.00	186.31	246.00				
399-	168.00-238.00	198.11	238.00				

Stocker Sale at **Grey Bruce Livestock Co-op Sale-Wiarton, October 26, 2017 478** stockers

Steers	Price Range	Heifers	Price Range
700-799	191.00-222.00	600-699	190.00-215.00
600-699	236.00-259.50	500-599	232.00-247.50
500-599	240.00-272.00	400-499	218.50-250.00
400-499	230.00-277.50		
Under 400	245.00-290.00	500-600	Hfrs-guaranteed open- 220.00-240.00

Top quality grass cattle, including Charolias cross, Red Angus, Black Angus, Hereford, Simmental, Limousin and Gelbveih sold at high prices for current market trends!

QUEBEC ELECTRONIC AUCTION MARKET (F.O.B. THE FEEDLOT)

	Price	Change from Last Week
On Thursday, October 26, 2017	223.25-225.00	-3.00

ALBERTA DIRECT TRADE

Week Ending Thursday, October 26, 2017

Steers	Live	N/T	Flat rail	233.50-235.75
Heifers	Live	143.25	Flat rail	233.50

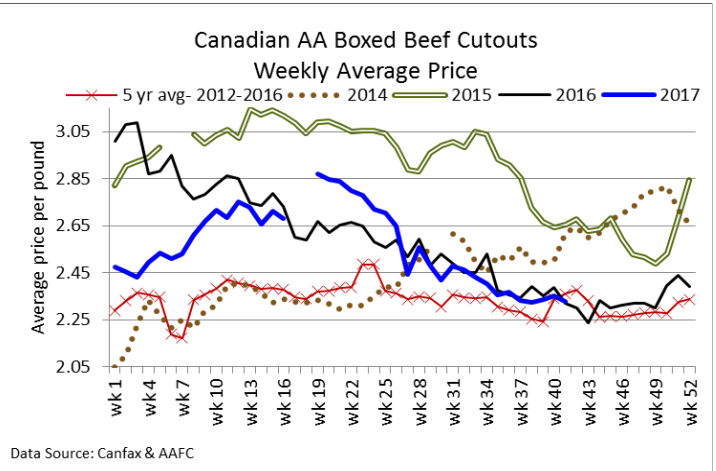
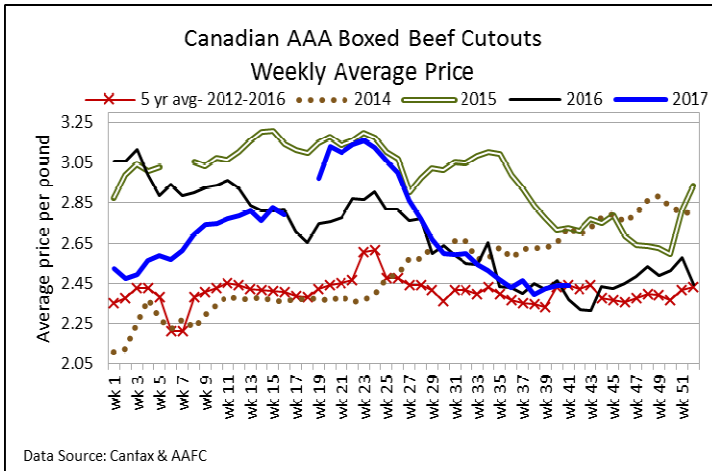
U.S. TRADE (U.S. funds)

Week Ending Thursday, October 26, 2017

Choice and Select Steers and Heifers: Live N/T
Rail N/T

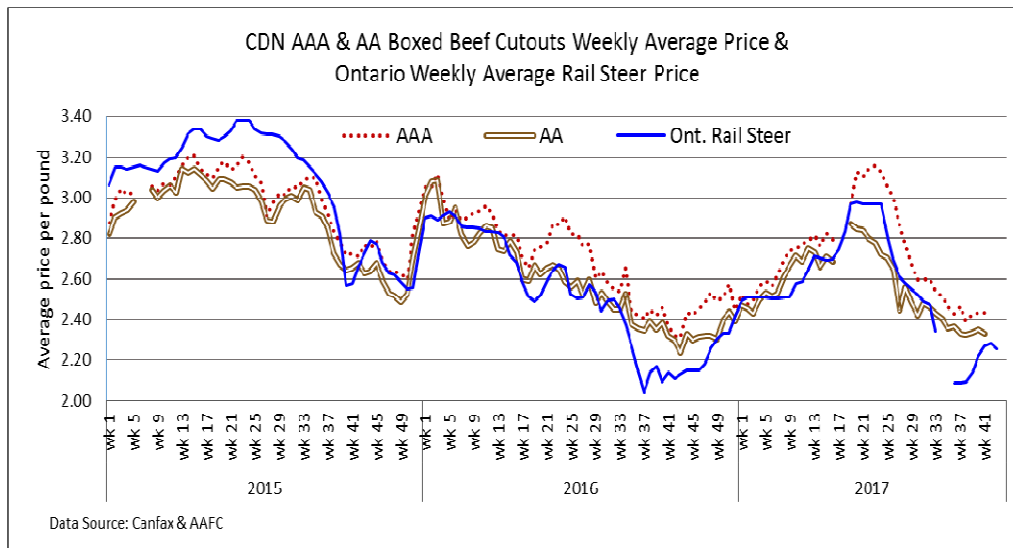
LIVE CATTLE EXPORTS-ONTARIO

	Week ending Oct 7, 2017	Week ending Sept 30, 2017	Year to Date
Total live slaughter cattle exported from Ontario to the U.S.	2,070	1,847	99,932
Steers & Heifers	477	332	19,508
Cows	1,194	1,165	59,620
Bulls	399	350	20,804



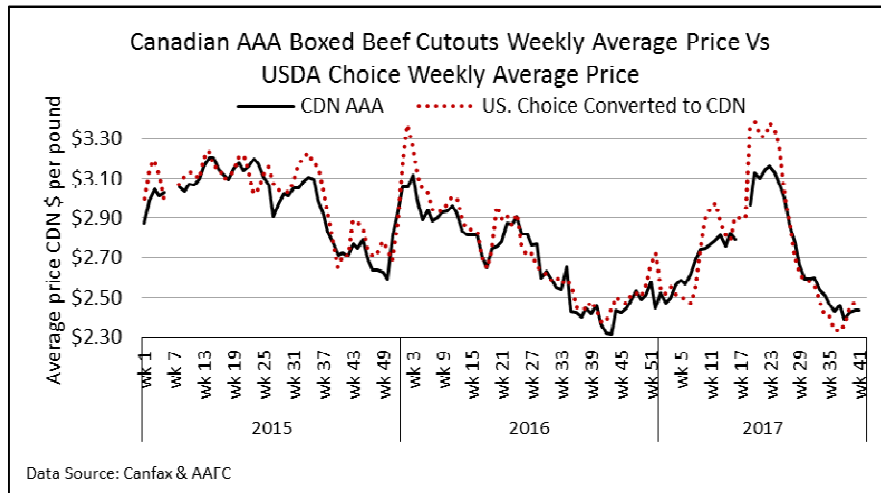
CANADIAN BOXED BEEF CUT-OUT VALUES

Week Ending	AAA	AA
October 13, 2017	2.4355	2.3297
October 6, 2017	2.4358	2.3509
September 29, 2017	2.4249	2.3363



U.S. BOXED BEEF CUT-OUT VALUES (U.S. funds)

	Choice 600-900	Select 600-900
Current Five Day Average:	200.36	191.83



USDA ESTIMATED CATTLE PROCESSING VOLUME

	Week Ending October 28, 2017	Previous Week	Year Ago
Grand Total	617,000	629,000	614,000

FEDERALLY INSPECTED CANADIAN PROCESSING

	Week Ending Oct 21, 2017	# of hd change from week ago	YTD	% Change (Week Ago)	% Change (Year Ago)
Grand Total	58,744	+8,287	2,272,232	+16%	+6%
Western Slaughter	46,218	+5,735	1,767,394	+14%	+6%
Eastern Slaughter	12,526	+2,552	504,838	+26%	+6%

AVERAGE CARCASS WEIGHTS – CANADA

	Steers	Heifers
Oct 21, 2017	929	850
Oct 14, 2017	922	848
Oct 22 2016	930	837

LIVE CATTLE – CANADA

IMPORTS		Import % change from 2016 YTD	EXPORTS		Export % change from 2016 YTD
<i>Jan 1- Aug 31</i>			<i>Jan 1-Oct 14</i>		
Pure bred	4,426	+91%	Slaughter steers & heifers	255,567	+5%
Non-pure bred	31,138	+232%	Feeder steers & heifers	104,772	-36%
			Cows & Bulls	152,146	-25%

BEEF EXPORTS – CANADA

United States		Change from last year YTD	Mexico		Change from last year YTD
<i>Jan 1 – Aug 31</i>			<i>Jan 1 – Aug 31</i>		
Total	182,929 tonnes	+3% or +5,624 tonnes		11,559 tonnes	+17% or +1,676 tonnes

BEEF PRODUCTION – CANADA

	Jan 1 – Oct 21	Last Year Same Time	% Change
Fed	753,508 tonnes	746,724 tonnes	+1%
Non-fed	120,720 tonnes	105,364 tonnes	+15%

BEEF IMPORTS – CANADA

	Jan 1 – Oct 21	Last Year Same Time	% Change
United States	98,423 tonnes	79,362 tonnes	+1%
Non-NAFTA	36,743 tonnes	51,087 tonnes	-28%
Total	140,749 tonnes	154,450 tonnes	-9%

CHICAGO MERCANTILE EXCHANGE

Closing quotes on futures today were as follows:

Live Cattle			Feeder Cattle			Corn		Soybeans		Canadian \$				
\$/cwt US			\$/cwt US			\$/bu US		¢/bu						
Oct	115.37	+1.22	Nov	156.47	-0.70	Dec	3.486	-1.6	Nov	9.752	+4.0	Spot	77.82	+0.00
Dec	120.82	+0.12	Jan	155.95	-0.15	Mar	3.624	-2.0	Jan	9.864	+4.0	Dec	77.85	+0.01
Feb	125.75	-0.35	Mar	153.00	-0.07	May	3.712	-2.0	Mar	9.966	+3.6	Mar	77.92	+0.01
Apr	125.02	-0.60	Apr	152.90	-0.10	Jul	3.786	-1.6	May	10.060	+3.6	Jun	77.98	+0.01
Jun	117.07	-0.50	May	151.90	-0.10	Sep	3.854	-1.6	Jul	10.134	+3.4	Sep	78.02	+0.02
Aug	114.15	-0.40	Aug	153.25	+0.02	Dec	3.944	-1.6	Aug	10.142	+3.4	Dec	78.07	+0.02

Beef Farmers of Ontario, 130 Malcolm Road, Guelph, ON N1K 1B1 Phone: (519) 824-0334 Fax: (519) 824-1930 or email: markets@ontariobeef.com

OBCFPP LICENCE CHANGES

Licence withdrawn- no longer dealing in cattle.

Bruce Woodrow, C21580 Simcoe Street, Woodville, KOM 2T0

ONTARIO STOCKER & FEEDER TRADE SPECIAL FALL SALES

28-Oct	9:00 am	Keady Livestock Market	Bruce Peninsula Charolais Calf Club-presorted
31-Oct	9:00 am	Keady Livestock Market	Georgian Bay Charolais Calf Club-presorted
01-Nov	10:00 am	Kawartha Lakes Community Sale Barn	Peterborough/Victoria County Cert. Calf Sale
02-Nov	9:00 am	Keady Livestock Market	Bluewater Angus Calf Club-presorted
03-Nov	7:00 pm	Cargill Auction Market	Local Calf & Yearling Sale
04-Nov	8:30 am	Rainy River Cattlemen's Sale-Stratton	Calves, yearlings, cows, bred cows etc
04-Nov	9:00 am	Keady Livestock Market	Central Calf Club Sale- sell in owner lots
04-Nov	after calves	Keady Livestock Market	Bred Cow & Heifer Sale
04-Nov	11:00 am	Denfield Livestock Exchange	Local Vaccinated Calf Sale-No cows pls.
07-Nov	11:00 am	Ontario Stockyards Inc	All Vaccinated Stocker Sale
10-Nov	9:00 am	Keady Livestock Market	Local Calf Sale
10-Nov	10:00 am	Brussels Livestock	Vaccinated Stockers & Angus Influence Sale
11-Nov	1:00 pm	Maple Hill Auctions Ltd	Local Bred Heifer Sale

Comments for the week ending October 26, 2017

520 fed steers and heifers sold through Ontario auction markets this week up 9 head from last week and 16 more than the same week last year. Fed steers sold from \$127.17-\$139.42 averaging \$134.20 up \$2.56 from last week and \$10.73 stronger than year ago prices. The fed heifers traded from \$119.75-\$136.42 averaging \$128.90 down \$0.89 from last week and \$6.06 higher than last year at this time. Auction markets reported trade as active with prices fully steady to \$1.00-\$2.00 higher. Extra fancy lots brought further premiums with top sales at \$148.75 for steers and \$147.00 for heifers.

Ontario railgrade prices started out the week the previous Friday at lower prices of \$223.00-\$228.00 dressed for steers and \$222.00-\$227.00 for heifers, and held steady at these prices for the remainder of the week. Delivery of these cattle ranged from next week to the second week in November. This week's average prices are \$3.25 below last week, but \$12.50 stronger than last year at this time.

Seasonally larger receipts of 2,465 cull cows sold through auction markets this week up 344 head from last week, but 150 less than this time last year. Cull cows sold from \$55.57-\$78.43 averaging \$66.46 down \$0.08 from last week and \$2.21 below year ago prices. Auction market reports started out as steady to barely steady. As the week progressed the market was steady to \$3.00 higher, then under pressure with prices barely steady to easier. The week ended on a steady market.

Much larger receipts of 11,544 stocker and feeder cattle were on offer this week at auction markets, up 2,725 from last week but 1,827 less than the same time last year. Auction markets reported calves as selling actively with prices fully steady to strong, with steer calves noted as very strong. Yearlings sold actively on good demand with prices steady. Grass cattle brought premiums, with larger volumes coming to market this week. Actual average prices this week for steers 400-500 lbs were up \$8.65 from last week, 500-600 lbs down \$2.01, 600-700 lbs up \$5.44, 700-800 lbs up \$7.85, 800-900 lbs down \$0.70, 900-1000 lbs up \$0.23 and steers 1000 lbs and over averaged \$0.51 stronger than last week on average. Heifers 300-400 lbs were down \$4.69 from last week, 400-500 lbs down \$0.22, 500-600 lbs up \$0.32, 600-700 lbs up \$1.15, 700-800 lbs up \$12.34, 800-900 lbs down \$3.10 and heifers 900 lbs and over averaged \$3.91 higher than last week's average price.

The Quebec electronic market, this week, ranged from \$223.25-\$225.00 dressed, down \$3.00 from the previous week on average.

Alberta direct trade took place on Wednesday and Thursday of this week at stronger prices. Bids were reported to have improved from Wednesday to Thursday. Canfax reported this week's sales at \$143.25 live for heifers, up \$6.25 from last week on average, with no live steer sales reported. On the rail, Canfax listed steers from \$233.50-\$235.75 dressed, averaging \$234.62 up \$4.62, while heifers sold at \$233.50 up \$3.46 on average. Canfax also reports: "Business has generally concluded for the week with some cattle passed through to be carried over into next week."

The US cash cattle trade for the week ending October 20th, was moderate late Friday afternoon, at steady prices. Final results for last week's cash market, reported by the USDA Mandatory Price Report, listed live sales from \$108.00-\$112.00, with steers averaging \$110.87 down \$0.18 from the previous week, while heifers averaged \$110.91 down \$0.05 on average. On the rail steers and heifers were reported from \$172.00-\$179.50 dressed, with steers averaging \$174.92 down \$0.04, while heifers averaged \$175.18 up \$0.18. The Cattle on Feed Report was released at 3:00 pm Friday afternoon, noting that US on feed numbers were up 5% as estimated, while cattle placed during September were 13% higher than 2016 and 5% more than analysts were predicting. This could have put downward pressure on the cattle futures this week but the opposite happened, with Monday trading sideways, but the futures were up triple digits on Tuesday, with February LC futures almost up the limit. Wednesday the nearby futures opened higher but settled slightly easier, however they still held on to most of Tuesday's gains. Thursday the nearby live cattle futures were up triple digits again, setting new contract highs. Today the October contract is higher while the remainder are under pressure. This has encouraged sellers to set asking prices around \$116.00-\$118.00 live in the south and \$180.00-\$185.00 dressed in the north. Bids this week have been sitting at \$111.00 live and \$174.00-\$175.00 dressed, which is steady to last week's weighted average, but sellers were not interested. Today, bids have resurfaced at \$111.00 live in the south with no takers. Bids in the north are starting to improve and are now sitting at \$180.00 dressed, but no actual sales are reported. This is however, \$5.00 above last week's weighted average price. Moderate trade should develop in the north soon given the higher bids, but the south is hard to judge. If anything is going to happen in the south either packers are going to have to dig deeper or sellers are going to have to accept steady money, or, the cattle could be carried over. Either way, today's trade will probably go late into the afternoon and early evening.