



## Weekly Market Information Report for the week ending Thursday, November 2, 2017

The following information is collected from various sources and disseminated by Beef Farmers of Ontario.

### ONTARIO DIRECT TO PACKER RAILGRADE CATTLE TRADE

Prices are on a carcass weight basis before grade and weight discounts. Weekly Range:

<b>A Grade Steers</b>	225.00-235.00
<b>A Grade Heifers</b>	224.00-235.00

### ONTARIO LIVE CATTLE TRADE

Ontario auction sales this week saw weighted average price ranges for:

<b>FED CATTLE</b>	<b>Volume</b>	<b>Price Range</b>	<b>Average</b>	<b>Top</b>	<b>Last Week Avg</b>
Large Frame Steers +1250	74	127.67-140.86	136.50	150.00	134.45
Medium Frame Steers +1250	64	119.58-134.92	128.13	144.50	132.96
Large & Medium Frame Steers +1250	138	124.42-141.85	134.07	150.00	134.20
Large Frame Heifers +1000	126	130.84-137.98	134.86	147.00	130.05
Medium Frame Heifers +1000	96	118.08-132.72	127.70	141.00	125.35
Large & Medium Frame Heifers +1000	222	125.88-137.38	132.71	147.00	128.90
Cows - All Weights	2,224	46.21-69.43	57.10	129.00	66.46
Bulls - All Weights	124	70.87-95.85	82.23	162.50	94.83

### STOCKERS - Large and Medium Frame

<b>STEERS</b>	<b>Volume</b>	<b>Price Range</b>	<b>Average</b>	<b>Top</b>	<b>Last Week Avg</b>
<b>1000+</b>	563	166.85-204.24	187.26	210.00	187.95
<b>900-999</b>	242	182.02-203.16	195.55	212.75	202.86
<b>800-899</b>	265	180.98-210.60	199.74	232.25	203.12
<b>700-799</b>	574	195.33-223.13	210.08	239.50	205.39
<b>600-699</b>	1,354	210.18-247.93	230.98	271.00	212.01
<b>500-599</b>	1,341	220.28-262.22	244.51	315.00	222.95
<b>400-499</b>	494	227.92-280.17	258.79	342.00	228.35
<b>-399</b>	176	218.81-288.43	250.45	342.00	212.92

<b>HEIFERS</b>	<b>Volume</b>	<b>Price Range</b>	<b>Average</b>	<b>Top</b>	<b>Last Week Avg</b>
<b>+900</b>	543	151.51-180.30	164.72	187.50	166.12
<b>800-899</b>	385	165.36-197.78	186.48	208.00	180.56
<b>700-799</b>	295	158.83-192.09	177.43	236.75	180.06
<b>600-699</b>	696	187.24-218.83	202.34	239.00	177.85
<b>500-599</b>	1,132	197.85-227.48	214.62	258.00	191.75
<b>400-499</b>	984	207.49-236.92	224.31	280.00	198.57
<b>300-399</b>	125	206.11-249.98	229.43	302.00	200.64
<b>-299</b>	21	194.86-229.29	209.29	302.00	184.24

At **Kawartha Lakes Community Sale Barn, October 21, 2017** –110 cows, 6 bulls, 58 veal

	<b>Price Range</b>	<b>Avg.</b>	<b>Top</b>
<b>Cows</b>	52.00-76.00	61.21	88.00
<b>Veal 600 lbs &amp; over</b>	105.00-141.00	117.53	145.00
<b>Veal 125 lbs &amp; less</b>	125.00-235.00	1473.90	235.00

**Denfield Livestock Exchange Inc., October 31, 2017: 175 Fed Cattle, 25 Veal, 3 Bulls, 61 Cows & 134 Drop Calves**

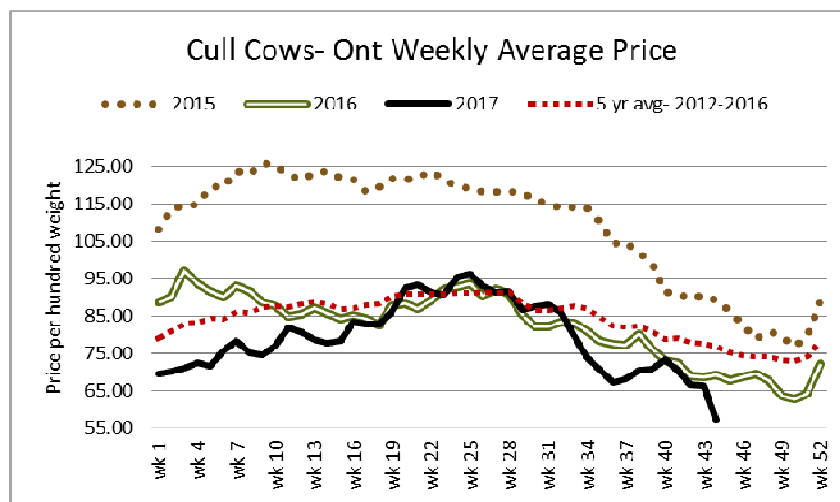
	Price Range	Top		Price Range	Top
Choice steers	142.00-146.00	158.50	Good beef cows	65.00-75.00	88.00
Good steers	135.00-140.00		Good Holstein cows	60.00-70.00	
Choice heifers	137.00-144.00		D1 & D2 Cows	50.00-60.00	
Good heifers	130.00-135.00		D3 & D4 Cows	40.00-50.00	
Good Holstein veal	140.00-150.00		Choice drop calves	\$150.00-\$250.00/hd	\$525.00/hd
Plain & heavy veal	125.00-135.00		Good drop calves	\$100.00-\$150.00/hd	
Good beef bulls	83.00-100.00		Plain & Newborns	\$50.00-\$100.00/hd	

**At Renfrew Pontiac Livestock Ltd.: October 31, 2017 – 14 Replacement Calves, 100 Cows, 9 Bulls**

	Price Range	Top
Replacement Calves	70.00-125.00	240.00
Cows D1 & D2	85.00-91.00	
Cows D3	74.00-85.00	
Cows D4	61.00-72.00	
Bulls	88.00-96.00	

**At Aylmer Stockyards Inc.: November 1, 2017 – 76 stockers, 42 Veal, 161 Cows, 5 Bulls, 16 Fed Cattle, 126 drop calves**

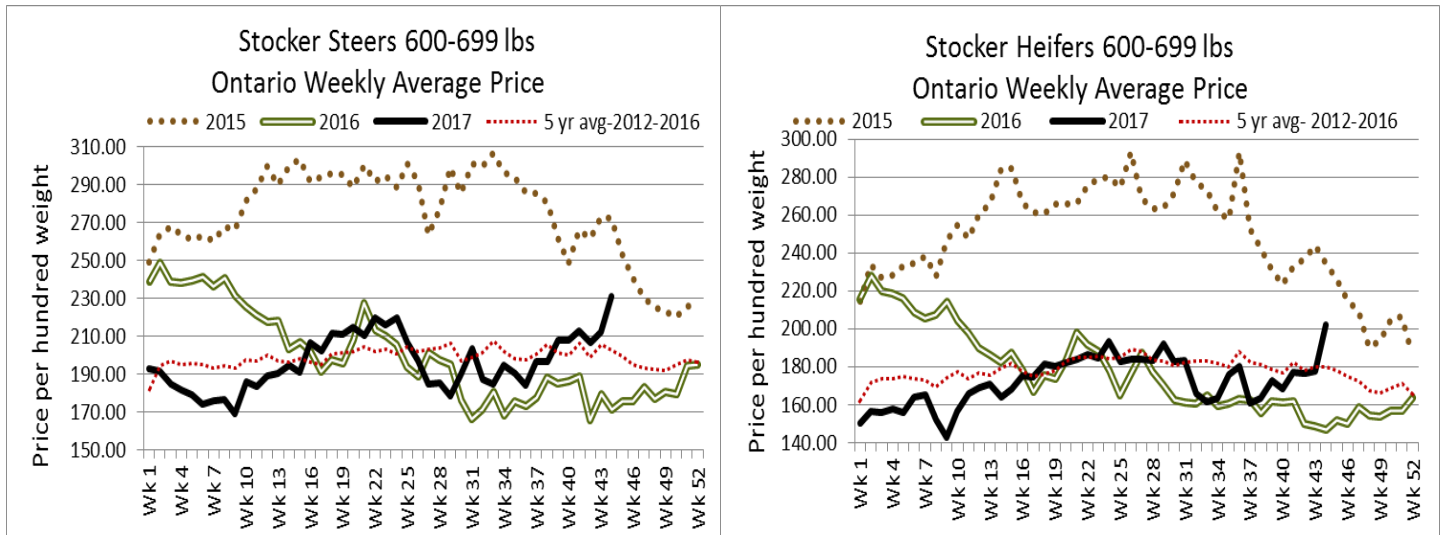
	Price Range	Average	Top
Fed Heifers dairy & dairy cross	65.00-97.99	85.69	97.99
Cows	41.99-82.49	62.29	82.49
Veal over 600 lbs	100.00-178.00	142.90	178.00



**ONTARIO STOCKER & FEEDER TRADE**

**Stocker sale at Brussels Livestock: October 20, 2017 – 2,283 Stockers**

Steers	Price Range	Average	Top	Heifers	Price Range	Average	Top
1000+	163.00-204.00	184.69	204.00	900+	153.50-181.00	164.55	181.00
900-999	192.75-206.75	200.71	206.75	800-899	166.50-205.00	192.11	205.00
800-899	197.00-213.75	207.72	224.00	700-799	155.00-190.00	173.58	201.00
700-799	189.00-225.00	207.98	225.00	600-699	182.00-212.00	196.75	212.00
600-699	200.00-232.50	220.87	233.00	500-599	195.00-225.00	209.98	235.00
500-599	202.00-246.00	227.18	255.00	400-499	206.00-226.00	215.36	240.00
400-499	215.00-270.00	245.45	270.00	300-399	230.00-270.00	242.31	270.00
399-	240.00-310.00	262.72	310.00	299-	200.00-250.00	225.00	250.00



Stocker sale at **Kawartha Lakes Community Sale Barn: October 20, 2017 – 93 Stockers**

Steers	Price Range	Average	Top	Heifers	Price Range	Average	Top
600-699	130.00-215.00	184.12	215.00	800-899	145.00-174.00	163.30	174.00
500-599	140.00-230.00	210.03	230.00	700-799	130.00-157.00	145.59	157.00
				600-699	112.50-187.50	130.15	187.50
				500-599	124.00-150.00	129.46	150.00

Stocker sale at: **Community Livestock Exchange: October 31, 2017 – 327 Stockers**

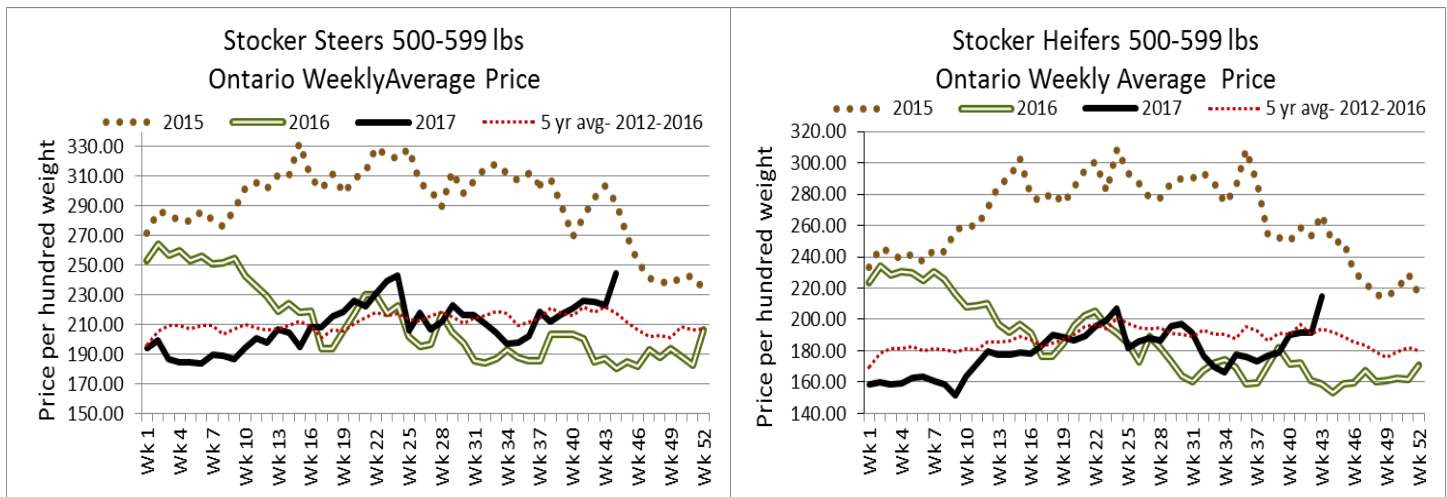
Steers	Price Range	Average	Top	Heifers	Price Range	Average	Top
1000+	101.00-194.99	167.50	194.99	900+	135.00-164.99	149.70	164.99
900-999	130.00-200.00	188.59	200.00	800-899	166.99-208.00	171.50	208.00
800-899	117.99-196.99	175.20	196.99	700-799	107.49-175.00	143.50	175.00
700-799	102.00-212.99	164.50	212.99	600-699	136.00-227.00	177.20	227.00
600-699	133.00-237.00	193.39	237.00	500-599	117.50-208.99	180.60	208.99
500-599	157.49-250.99	217.09	250.99	400-499	142.99-212.99	194.59	212.99
400-499	155.00-270.00	235.00	270.00	300-399	160.00-220.99	192.79	220.99
399-	222.00-277.49	255.20	277.49				

Stocker sale at: **Renfrew Pontiac Livestock: October 31, 2017 – 381 Stockers**

Steers	Price Range	Average	Top	Heifers	Price Range	Average	Top
700-799	178.00-216.99	199.70	216.99	700-799	127.49-179.00	162.79	179.00
600-699	135.00-245.99	212.80	245.99	600-699	112.50-195.99	172.10	195.99
500-599	157.49-256.00	231.00	256.00	500-599	132.49-225.99	198.99	225.99
400-499	167.50-270.99	231.40	270.99	400-499	150.00-235.99	198.10	235.99
399-	157.49-281.00	222.59	281.00	300-399	175.00-250.00	231.80	250.00
				299-	245.00-275.00	253.79	275.00

Stocker sale at **Ontario Livestock Exchange: November 1, 2017 – 457 Stockers**

Steers	Price Range	Average	Top	Heifers	Price Range	Average	Top
1000+	177.00-210.00	194.34	210.00	900+	169.00-183.00	175.50	183.00
900-999	183.00-201.00	1291.60	201.00	800-899	145.00-173.50	164.32	173.50
800-899	190.00-200.00	193.25	200.00	700-799	150.00-171.00	165.17	171.00
700-799	170.00-207.50	195.42	207.50	500-599	170.00-171.00	170.22	171.00
600-699	175.00-222.00	197.17	222.00				



Stocker sale at: **Ontario Livestock Exchange, November 2, 2017 – 360 Stockers**

Steers	Price Range	Average	Top	Heifers	Price Range	Average	Top
800-899	106.00-182.00	145.69	207.50	900+	84.00-152.00	117.92	152.00
700-799	191.00-216.00	203.86	216.00	800-899	130.00-167.50	153.77	167.50
600-699	133.00-215.00	172.81	215.00	700-799	126.00-164.00	146.17	164.00
500-599	181.00-248.00	229.07	248.00	600-699	157.50-174.00	166.55	174.00
400-499	175.00-212.50	196.79	212.50	500-599	122.50-185.00	155.95	190.00
399-	145.00-240.00	204.20	240.00	400-499	165.00-220.00	177.50	220.00
				300-399	185.00-200.00	192.50	200.00

Stocker sale at: **Ontario Stockyards Inc. November 2, 2017 – 1,224 Stockers**

Steers	Price Range	Average	Top	Heifers	Price Range	Average	Top
1000+	141.00-188.50	171.82	188.50	900+	156.25-186.00	176.56	187.50
900-999	188.00-212.75	204.44	212.75	800-899	173.00-196.00	190.97	196.00
800-899	174.00-214.25	199.13	218.00	700-799	155.00-195.00	182.34	195.00
700-799	187.00-225.75	205.28	225.75	600-699	170.00-214.50	193.79	214.50
600-699	191.00-244.50	220.34	248.50	500-599	200.00-228.00	212.80	228.00
500-599	217.50-257.50	237.24	257.50	400-499	220.00-250.00	234.34	265.00
400-499	247.50-274.00	262.92	280.00	300-399	212.50-247.50	227.06	252.50
399-	245.00-302.00	257.50	302.00	299-	180.00-247.50	210.33	250.00

Stocker sale at: **Ottawa Livestock Exchange, November 2, 2017 – 308 Stockers**

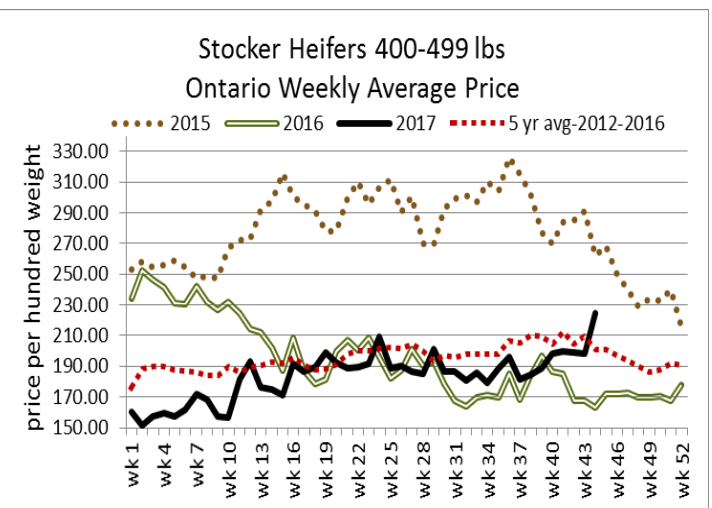
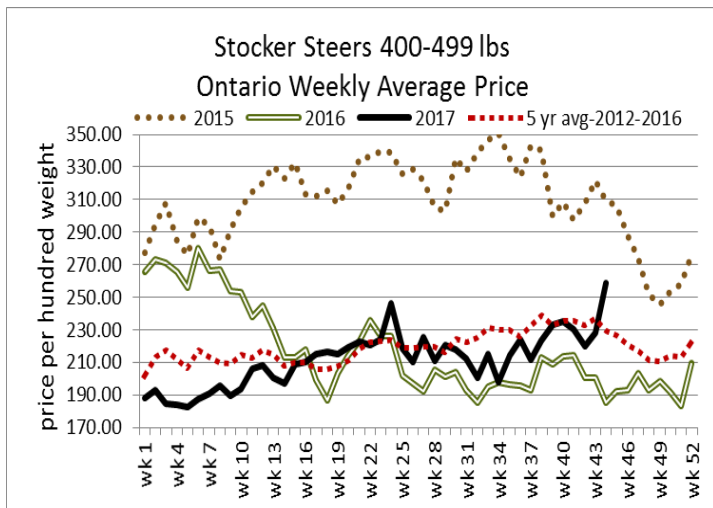
Steers	Price Range	Average	Top	Heifers	Price Range	Average	Top
700-799	150.00-192.00	180.36	192.00	700-799	128.00-174.00	154.31	174.00
600-699	178.00-236.00	203.57	236.00	600-699	120.00-18.00	157.04	188.00
500-599	166.00-254.00	220.87	254.00	500-599	124.00-180.00	151.31	206.00
400-499	182.00-254.00	234.54	254.00	400-499	142.00-200.00	175.91	208.00
399-	144.00-252.00	198.21	252.00	300-399	122.00-196.00	167.00	196.00

**ONTARIO STOCKER & FEEDER TRADE SPECIAL FALL SALES**

Stocker sale at **Cargill Auction Market, October 27, 2017: 550 Stockers**

Steers	Price Range	Heifers	Price Range
800-899	206.00-207.25	700-799	180.00-190.00
700-799	215.00-227.00	600-699	185.00-215.00
600-699	210.00-262.00	500-599	200.00-230.00
500-599	220.00-266.00	400-499	205.00-239.00
400-499	235.00-289.00	300-399	225.00-317.50
399-	284.00-370.00		

Good quality cattle with active trade!



Stocker sale at **Keady Livestock Market: October 28, 2017 – 1,002 Calves**-Bruce Peninsula Charolais Calf Club Sale

Steers	Price Range	Average	Top	Heifers	Price Range	Average	Top
600-699	234.00-258.50	246.39	258.50	700-799	201.00-215.75	203.68	217.50
500-599	257.00-285.00	271.37	293.50	600-699	217.50-236.00	225.58	237.25
400-499	244.00-293.50	277.29	322.00	500-599	221.00-237.50	231.77	243.50
399-	244.00-322.50	308.00	322.50	400-499	233.50-255.00	241.76	260.00
				300-399	205.00-260.00	242.50	260.00

Presorted Calf Sale-A good quality offering of yearlings sold fully steady to last Friday's higher market.

Stocker sale at: **Keady Livestock Market: October 31, 2017 – 1,002 Stockers**-Georgian Bay Charolais Calf Club Sale

Steers	Price Range	Average	Top	Heifers	Price Range	Average	Top
800-899	210.00-232.25	216.77	232.25	800-899	194.50-205.25	197.94	205.25
700-799	224.50-233.00	229.23	239.50	700-799	204.00-220.25	208.08	236.75
600-699	233.00-269.00	245.60	271.00	600-699	220.25-232.50	225.85	239.00
500-599	266.00-300.00	277.04	315.00	500-599	231.50-238.00	235.49	243.00
400-499	279.50-338.00	310.15	342.00	400-499	237.00-280.00	249.65	280.00
399-	337.50-338.00	337.64	342.00	300-399	250.00-302.00	286.67	302.00

A good quality offering of presorted calves sold higher, with good buyer representation.

Stocker sale at **Kawartha Lakes Community Sale Barn, November 1, 2017- 614 stockers**

Steers	Price Range	Average	Top	Heifers	Price Range	Average	Top
800-899	165.00-223.00	213.95	223.00	700-799	140.00-199.00	182.11	199.00
700-799	220.00-237.00	226.06	237.00	600-699	180.00-235.00	196.06	235.00
600-699	235.00-255.00	247.39	259.00	500-599	208.00-246.00	227.12	258.00
500-599	241.00-265.00	252.01	268.00	400-499	175.00-250.00	233.12	250.00
400-499	255.00-291.00	268.62	291.00	300-399	190.00-245.00	225.48	245.00

Peterborough/Victoria Counties Certified Calf Sale - A good quality offering of calves sold actively at higher to premium prices!

Stocker sale at: **Keady Livestock Market, November 2, 2017 – 1,067 Stockers**

Steers	Price Range	Average	Top	Heifers	Price Range	Average	Top
700-799	232.00-238.00	233.30	238.00	700-799	181.00-202.50	191.75	208.00
600-699	230.00-244.50	239.05	245.00	600-699	195.00-208.00	201.27	212.50
500-599	245.00-254.00	249.30	284.00	500-599	206.00-225.00	213.08	230.00
400-499	274.50-291.00	280.05	292.00	400-499	216.00-231.00	226.44	231.00
399-	240.00-291.00	266.00	292.00	300-399	185.00-217.50	201.19	217.50

Bluewater Angus Calf Club-Presort Sale. An active sale with good strong prices!

**QUEBEC ELECTRONIC AUCTION MARKET (F.O.B. THE FEEDLOT)**

On Thursday, November 2, 2017	<b>Price</b> 226.25-228.75	<b>Change from Last Week</b> +3.11
-------------------------------	-------------------------------	---------------------------------------

**ALBERTA DIRECT TRADE**

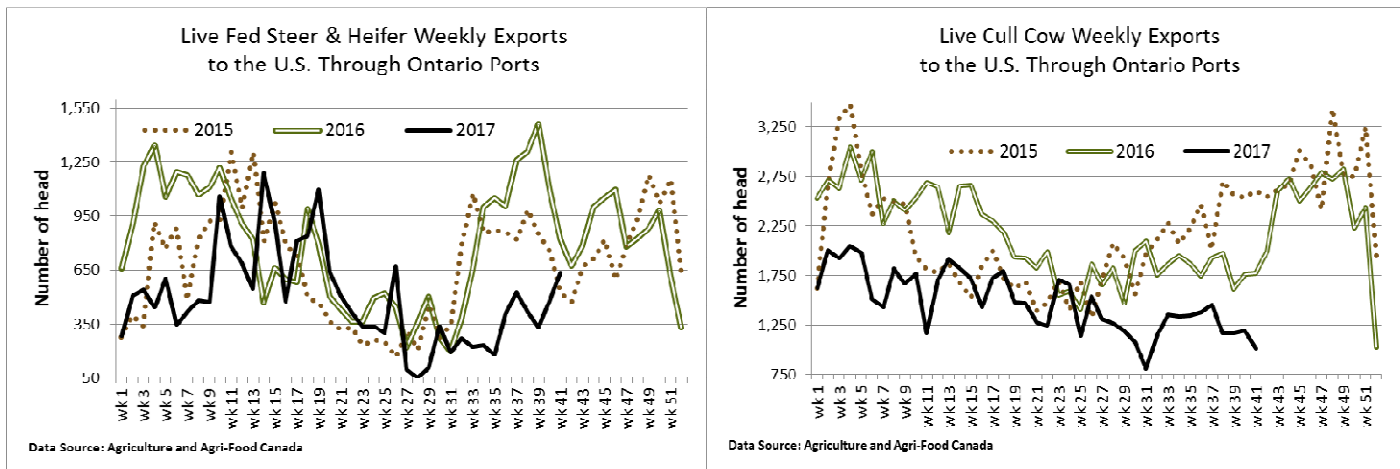
Week Ending Thursday, November 2, 2017

<b>Steers</b>	Live	N/T	Flat rail	233.50-235.75
<b>Heifers</b>	Live	143.25	Flat rail	233.50

**U.S. TRADE (U.S. funds)**

Week Ending Thursday, November 2, 2017

<b>Choice and Select Steers and Heifers:</b>	Live	117.00-125.00
	Rail	190.00-196.00



**LIVE CATTLE EXPORTS-ONTARIO**

	<b>Week ending Oct 14, 2017</b>	<b>Week ending Oct 7, 2017</b>	<b>Year to Date</b>
<b>Total live slaughter cattle</b> exported from Ontario to the U.S.	<b>1,985</b>	<b>2,070</b>	<b>101,917</b>
<b>Steers &amp; Heifers</b>	633	477	20,141
<b>Cows</b>	1,008	1,194	60,628
<b>Bulls</b>	344	399	21,148

**CANADIAN BOXED BEEF CUT-OUT VALUES**

<b>Week Ending</b>	<b>AAA</b>	<b>AA</b>
October 20, 2017	2.4631	2.3278
October 13, 2017	2.4355	2.3297
October 6, 2017	2.4358	2.3509

**U.S. BOXED BEEF CUT-OUT VALUES (U.S. funds)**

	<b>Choice 600-900</b>	<b>Select 600-900</b>
<b>Current Five Day Average:</b>	205.74	193.38

**USDA ESTIMATED CATTLE PROCESSING VOLUME**

	<b>Week Ending November 4, 2017</b>	<b>Previous Week</b>	<b>Year Ago</b>
<b>Grand Total</b>	642,000	617,000	611,000

### FEDERALLY INSPECTED CANADIAN PROCESSING

	Week Ending Oct 29, 2017	# of hd change from week ago	YTD	% Change (Week Ago)	% Change (Year Ago)
<b>Grand Total</b>	59,117	+373	2,331,349	+1%	+6%
<b>Western Slaughter</b>	46,133	-85	1,813,527	-0%	+6%
<b>Eastern Slaughter</b>	12,984	+458	517,822	+4%	+6%

### AVERAGE CARCASS WEIGHTS – CANADA

	Steers	Heifers
Oct 28, 2017	924	852
Oct 21, 2017	929	850
Oct 29, 2016	923	839

### LIVE CATTLE – CANADA

IMPORTS		Import % change from 2016 YTD	EXPORTS		Export % change from 2016 YTD
Jan 1- Aug 31			Jan 1-Oct 21		
Pure bred	4,426	+91%	Slaughter steers & heifers	264,612	+6%
Non-pure bred	31,138	+232%	Feeder steers & heifers	106,136	-36%
			Cows & Bulls	155,971	-25%

### BEEF EXPORTS – CANADA

United States		Change from last year YTD	Mexico		Change from last year YTD
Jan 1 – Aug 31			Jan 1 – Aug 31		
Total	182,929 tonnes	+3% or +5,624 tonnes	11,559 tonnes		+17% or +1,676 tonnes

### BEEF PRODUCTION – CANADA

	Jan 1 – Oct 21	Last Year Same Time	% Change
Fed	753,508 tonnes	746,724 tonnes	+1%
Non-fed	120,720 tonnes	105,364 tonnes	+15%

### BEEF IMPORTS – CANADA

	Jan 1 – Oct 28	Last Year Same Time	% Change
United States	101,003 tonnes	99,141 tonnes	+2%
Non-NAFTA	37,362 tonnes	52,010 tonnes	-28%
Total	144,506 tonnes	157,317 tonnes	-8%

### CHICAGO MERCANTILE EXCHANGE

Closing quotes on futures today were as follows:

Live Cattle		Feeder Cattle		Corn		Soybeans		Canadian \$	
\$/cwt US		\$/cwt US		\$/bu US		¢/bu			
<b>Dec</b>	127.30 +2.97	<b>Nov</b>	160.87 +2.95	<b>Dec</b>	3.482 -2.2	<b>Nov</b>	9.770 -12.0	<b>Spot</b>	78.36 +0.29
<b>Feb</b>	131.75 +3.00	<b>Jan</b>	161.52 +3.30	<b>Mar</b>	3.602 -2.0	<b>Jan</b>	9.866 -12.4	<b>Dec</b>	78.38 +0.29
<b>Apr</b>	129.80 +2.40	<b>Mar</b>	158.35 +2.82	<b>May</b>	3.706 -1.6	<b>Mar</b>	9.972 -12.2	<b>Mar</b>	78.46 +0.29
<b>Jun</b>	121.17 +1.55	<b>Apr</b>	158.22 +2.72	<b>Jul</b>	3.782 -1.4	<b>May</b>	10.062 -12.2	<b>Jun</b>	78.52 +0.29
<b>Aug</b>	117.40 +1.10	<b>May</b>	157.30 +2.70	<b>Sep</b>	3.844 -2.0	<b>Jul</b>	10.144 -11.6	<b>Sep</b>	78.57 +0.30
<b>Oct</b>	117.17 +0.92	<b>Aug</b>	158.80 +2.72	<b>Dec</b>	3.934 -1.4	<b>Aug</b>	10.154 -11.6	<b>Dec</b>	78.60 +0.27

Beef Farmers of Ontario, 130 Malcolm Road, Guelph, ON N1K 1B1 Phone: (519) 824-0334 Fax: (519) 824-1930 or email: [markets@ontariobeef.com](mailto:markets@ontariobeef.com)

### **ONTARIO STOCKER & FEEDER TRADE SPECIAL FALL SALES**

04-Nov	8:30 am	Rainy River Cattlemen's Sale-Stratton	Calves, yearlings, cows, bred cows etc
04-Nov	9:00 am	Keady Livestock Market	Central Calf Club Sale- sell in owner lots
04-Nov	after calves	Keady Livestock Market	Bred Cow & Heifer Sale
04-Nov	11:00 am	Denfield Livestock Exchange	Local Vaccinated Calf Sale-No cows pls.
07-Nov	11:00 am	Ontario Stockyards Inc	All Vaccinated Stocker Sale
10-Nov	9:00 am	Keady Livestock Market	Local Calf Sale
10-Nov	10:00 am	Brussels Livestock	Vaccinated Stockers & Angus Influence Sale
11-Nov	1:00 pm	Maple Hill Auctions Ltd	Local Bred Heifer Sale
15-Nov	10:00 am	Kawartha Lakes Community Sale Barn	Peterborough/Victoria Counties Stocker Sale
17-Nov	9:00 am	Keady Livestock Market	Grass Yearling Sale, selling on overnight stand
17-Nov	7:00 pm	Ontario Stockyards Inc	Bred Cow Sale
18-Nov	11:00 am	Denfield Livestock Exchange	Vaccinated Stockers & Bred Cow, Cow/calf Sale!

### **Comments for the week ending November 2, 2017**

Lighter receipts of 360 fed steers and heifers came to market this week, down 160 from last week and 199 less than the same week last year. Fed steers traded from \$124.42-\$141.85 averaging \$134.07 down \$0.13 from last week, and \$10.28 stronger than last year at this time. Heifers sold from \$125.88-\$137.38 averaging \$132.71 up \$3.81 from last week and \$8.38 stronger than year ago prices. Auction markets reported trade as \$2.00-\$3.00 higher to \$4.00-\$5.00 cwt higher early week, with one report of mostly steady. The quality of cattle sold can have a strong influence either way on pricing when the volumes are light.

Ontario railgrade prices started out the week the previous Friday with prices starting to improve, with steers trading from \$225.00-\$228.00 dressed and heifers \$224.00-\$228.00. By Monday, prices had increased to \$233.00 dressed for steers and \$232.00 for heifers. By Wednesday, prices were ranging from \$233.00-\$235.00 dressed for steers and \$232.00-\$234.00 dressed for heifers. Delivery was reported for next week and the week following. This week's average prices are up \$5.75 from last week on average and \$16.50 stronger than year ago prices. Although prices are starting to see some improvement, the estimated breakeven price for this week is sitting around \$250.00 dressed which is considerably higher than the current cash prices, leaving many incurring losses.

The Canadian Boxed Beef Report by Kevin Grier reports business last week: "The U.S. cutout put in solid gains last week. That plus the erosion of the CDN dollar put extra upward pressure on the Canadian market. Most of the cutout put in solid gains although the hip was hurt by the need to clear out eyes. Generally demand for beef in Canada was good at both retail and foodservice last week and buyers stepped up and kept buying despite the increases."

It was a tough week for the cull cow market with 2,224 head sold through Ontario auction markets, down 241 from last week, and 619 less than last year at this time. Cull cows sold from \$46.21-\$69.43 averaging \$57.10, down \$9.36 from last week and \$12.16 below year ago prices. This week's average cull cow price is the lowest weekly average price since December 13, 2012, which averaged \$56.92. Auction markets all agreed that trade was under pressure with lower prices, with sales down \$3.00-\$5.00 cwt.



Receipts of stocker and feeder cattle were lighter this week totaling 9,190 head, down 2,354 from last week but 349 more than last year at this time. 6,870 of the cattle sold this week, or 74.76%, weighed between 400-800 lbs. This week there were five special calf club sales, local calf sales and certified calf sales, with more to come this week. Auction markets reported trade as active with demand very strong. Calves were steady to stronger, especially on the heifers. The good quality calves traded actively at higher to premium prices. Yearlings traded actively at steady prices, until mid-week when prices were noted as stronger and as much as \$10.00 higher in spots. Actual average prices this week for steers in the 400-500 lb range averaged \$30.44 stronger than last week, 500-600 lbs up \$21.56, 600-700 lbs up \$18.97, 700-800 lbs up \$4.69, 800-900 lbs down \$3.38, 900-1000 lbs down \$7.31 and steers 1000 lbs plus were \$0.69 lower than last week on average. Heifers weighing between 300-400 lbs were up \$28.79 from last week on average, 400-500 lbs up \$25.74, 500-600 lbs up \$22.87, 600-700 lbs up \$24.49, 700-800 lbs down \$2.63, 800-900 lbs up \$5.92 and heifers 900 lbs plus were \$1.40 lower than last week on average.

The Quebec electronic market, this week, ranged from \$226.25-\$228.75 dressed, up \$3.11 from the previous week on average.

Alberta direct trade was light this week with sharply higher prices. Canfax reported live heifers at \$148.00-\$148.20 up \$4.69 from last week on average, while there were no live steers sales again this week. On the rail steers traded from \$244.00-\$248.50 dressed, averaging \$246.92 up \$12.30 from last week, while heifers sold from \$246.50-\$248.50 dressed averaging \$247.64 up \$14.14. Canfax reports that "Over the past six weeks fed cattle prices have rallied over \$16.00. Packers are not long bought as cattle are being lifted in very timely fashion. Cash to futures basis levels did weaken this week, tentatively basis levels are the weakest they have been since August 2016."

The US cash cattle trade for the week ending October 28th, was on fire Friday afternoon at sharply higher prices. Final results posted by the USDA Mandatory Price Report listed live sales from \$111.00-\$119.50, with steers averaging \$116.98 up \$6.11 from the previous week, while heifers averaged \$117.14 up \$6.23. On the rail steers and heifers ranged from \$177.00-186.00 dressed, with steers averaging \$181.54 up \$6.62 from the previous week, while heifers averaged \$181.88 up \$6.70. This week, at the Fed Cattle Exchange online auction, there were 1,515 head of fed cattle on offer. Only one lot of 274 heifers sold at \$120.00 live, with the remainder of cattle being passed. On Thursday afternoon, the cash market exploded with moderate to active trading in the north at prices ranging from \$190.00-\$196.00 dressed. The Mandatory Price Report listed dressed steers at \$191.80 on average, up \$10.26 from last week, while heifers averaged \$191.73 dressed, up \$9.85 from last week on average. In the late afternoon, early evening the south turned active with sales from \$117.00-\$125.00 live, averaging \$122.96 live for steers up \$5.98 from last week, while heifers averaged \$123.54 up \$6.40. Today, the market was fairly quiet with just a couple of clean up deals noted at steady prices. Asking prices on the few remaining cattle are reported at \$128.00-\$130.00 live and \$195.00-\$200.00 dressed. At this point it appears that the bulk of this week's trade has been completed.